



BOARD MEETING BOOKLET

Via Video Conference

FEBRUARY 9, 2022

Kentucky Infrastructure Authority

100 Airport Road, Third Floor

Frankfort, Kentucky 40601-3646

502-573-0260

<http://kia.ky.gov>

TEAM 
KENTUCKY

Page Left Blank
for 2 Sided Printing

AGENDA

KENTUCKY INFRASTRUCTURE AUTHORITY BOARD MEETING Via Video Conference

ZOOM: [February 2022 KIA Board Meeting](#)

YouTube Live Stream: [February 2022 KIA Board Meeting - YouTube Live Link](#)

www.kia.ky.gov

February 9, 2022 1:00 P.M.

- Confirmation of Press Notice
- Confirmation of Quorum
- Recognition of Members/Guests

I. BUSINESS (Board Action Required)

A. MINUTES

- | | | |
|---|--------------------|----|
| 1. Consideration of Approval of the Minutes of December 2, 2021 Board Meeting
<i>(Attachment I.A.1.)</i> | Chair Dennis Keene | 9 |
| 2. Consideration of Approval of the Minutes of December 6, 2021 Special Called Board Meeting
<i>(Attachment I.A.2.)</i> | Chair Dennis Keene | 17 |

B. NEW PROJECTS / ACTION ITEMS

- | | | |
|--|--|----|
| 1. Resolution and Order of the Board of Directors for Approval of a Fund B loan (B22-001) for an amount up to \$499,853.09 to the City of Catlettsburg, Boyd County, Kentucky (SX21019075)
<i>(Attachment I.B.1.)</i> | Mr. Alex Fisher, KIA | 21 |
| 2. Resolution and Order of the Board of Directors Authorizing an Amendment to a Fund F loan (F19-002) increasing the amount by \$16,570,000 for a total loan amount of \$44,998,000 to the City of Morehead, f/b/o Morehead Utility Plant Board, Rowan County, Kentucky (WX21205048)
<i>(Attachment I.B.2.)</i> | Mr. Jory Becker, DOW
Mr. Alex Fisher, KIA | 33 |
| 3. Resolution and Order of the Board of Directors for Approval of a Fund F loan (F22-002) for an amount up to \$7,231,000 to the Grayson County Water District, Grayson County, Kentucky (WX21085037)
<i>(Attachment I.B.3.)</i> | Mr. Jory Becker, DOW
Mr. John Brady, KIA | 47 |
| 4. Resolution and Order of the Board of Directors for Approval of a Fund F loan (F22-011) for an amount up to \$1,660,000 to the City of Whitesburg, Letcher County, Kentucky (WX21133065)
<i>(Attachment I.B.4.)</i> | Mr. Jory Becker, DOW
Mr. Alex Fisher, KIA | 59 |
| 5. Resolution and Order of the Board of Directors for Approval of a Fund F loan (F22-015) for an amount up to \$2,904,000 to the City of London, f/b/o the London Utilities Commission, Laurel County, Kentucky (WX21125024)
<i>(Attachment I.B.5.)</i> | Mr. Jory Becker, DOW
Mr. John Brady, KIA | 71 |

Page Left Blank
for 2 Sided Printing

<p>6. Resolution and Order of the Board of Directors for Approval of a Fund F loan (F22-017) for an amount up to \$1,193,000 to the Knox County Utilities Commission, Knox County, Kentucky (WX21121012) <i>(Attachment I.B.6.)</i></p>	<p>Mr. Jory Becker, DOW Mr. Alex Fisher, KIA</p>	<p>83</p>
<p>7. Resolution and Order of the Board of Directors Authorizing and Approving the Issuance of Obligations of the Kentucky Infrastructure Authority to Reimburse Capital Expenditures made by Governmental Agencies Pursuant to Loans made by the Kentucky Infrastructure Authority to such Governmental Agencies <i>(Attachment I.B.7.)</i></p>	<p>Mr. Alex Fisher, KIA</p>	<p>95</p>
<p>II. EXECUTIVE DIRECTOR'S REPORT</p>	<p>Ms. Sandy Williams, KIA</p>	
<p>III. ANNOUNCEMENTS/NOTIFICATIONS Next KIA Board Meeting: <i>Tentatively: Thursday, March 3, 1:00 p.m.</i></p>	<p>Chair Dennis Keene</p>	
<p>IV. ADJOURN</p>		

Page Left Blank
for 2 Sided Printing

**A
T
T
A
C
H
M
E
N
T**

I.A.1.

Page Left Blank
for 2 Sided Printing

KENTUCKY INFRASTRUCTURE AUTHORITY
Minutes of the Full Board

Meeting Date/Location: December 2, 2021 – 1:00 p.m.
Kentucky Infrastructure Authority
Via Teleconference

Members present:

Mr. Dennis Keene, Commissioner, Department for Local Government
Ms. Linda Bridwell, Executive Director, Public Service Commission
Ms. Geri Grigsby, proxy for Holly M. Johnson, Secretary, Finance and Administration Cabinet
Mr. Carey Johnson, proxy for Secretary, Energy and Environment Cabinet
Mr. Ron Lovan, Representing the Kentucky Section of the American Water Works Association
Mr. David R. Farrar, representing for Profit Water Companies
Judge Mark McKenzie, representing Kentucky Association of Counties
Mr. Russell Rose, representing Kentucky Rural Water Association
Mayor Les Stapleton, representing Kentucky League of Cities
Mr. Robert A. Amato, representing Kentucky Municipal Utilities Association

Members absent:

Ms. Kristina Slattery proxy for Interim Secretary Larry Hayes, Cabinet for Economic Development

DLG Staff:

Mr. Eddie Jacobs, Chief of Staff
Ms. Mary Palmer, Executive Assistant
Ms. Jennifer Peters, Infrastructure Branch Manager
Mr. Matt Stephens, General Counsel

KIA Staff:

Ms. Sandy Williams, Executive Director
Mr. Milward Dedman, Deputy Executive Director
Ms. Julie Bickers, Regional Compliance Coordinator
Mr. John Brady, Financial Analyst
Mr. Jim Carpenter, Fiscal Officer & KIA Treasurer
Mr. Kelly Cunnagin, Executive Staff Advisor
Mr. Alex Fisher, Financial Analyst
Ms. Carmen Ignat, Financial Analyst
Ms. Debbie Landrum, Regional Compliance Coordinator
Ms. Meg Link, Administrative Specialist III and KIA Secretary
Mr. Roger Recktenwald, Grants Administrator
Mr. Don Schierer, WRIS Resource Management Analyst
Mr. Tom Schubert, GIS Specialist

Guests:

Mr. Jory Becker, Division of Water
Ms. Bethany Couch, Office of Financial Management
Ms. Katherine Halloran, Legislative Research Commission

Mr. Gary Larimore
Mr. Korey Sallee, Legislative Research Commission.

I. PROCEEDINGS

Commissioner Dennis Keene, called the meeting of the Kentucky Infrastructure Authority (KIA) Board to order. He noted that the press notification distribution had been done appropriately and confirmed a quorum was present.

A. BUSINESS (Board Action Required)

1. APPROVAL OF MINUTES

For: KIA Regular Board Meeting of November 4, 2021

Mr. Ron Lovan moved to approve the minutes of the November 4, 2021, regular board meeting. Mr. Bob Amato seconded, and the motion carried unanimously.

B. NEW PROJECTS/ACTION ITEMS

1. RESOLUTION AND ORDER OF THE BOARD OF DIRECTORS AUTHORIZING THE ELECTION OF THE CHAIR OF THE KENTUCKY INFRASTRUCTURE AUTHORITY

Mr. Russ Rose nominated DLG Commissioner Dennis Keene to continue serving as Chair. Nominations ceased. Mr. Ron Lovan seconded and the motion was unanimously approved.

2. A RESOLUTION AND ORDER OF THE BOARD OF DIRECTORS OF THE KENTUCKY INFRASTRUCTURE AUTHORITY AUTHORIZING THE ELECTION OF VICE CHAIR OF THE KENTUCKY INFRASTRUCTURE AUTHORITY

Ms. Geri Grigsby nominated Mr. Ron Lovan to continue serving as Vice Chair. Nominations ceased. Ms. Linda Bridwell seconded and the motion carried unanimously.

3. A RESOLUTION AND ORDER OF THE BOARD OF DIRECTORS OF THE KENTUCKY INFRASTRUCTURE AUTHORITY AUTHORIZING THE ELECTION OF 1ST VICE CHAIR OF THE KENTUCKY INFRASTRUCTURE AUTHORITY

Mr. Ron Lovan nominated Mr. Bob Amato to continue serving as First Vice Chair. Nominations ceased. Mr. Russ Rose seconded and the motion was unanimously approved.

4. A RESOLUTION AND ORDER OF THE BOARD OF DIRECTORS OF THE KENTUCKY INFRASTRUCTURE AUTHORITY AUTHORIZING THE APPOINTMENT OF TREASURER OF THE KENTUCKY INFRASTRUCTURE AUTHORITY

Director Williams introduced Mr. Jim Carpenter as KIA's new fiscal officer and gave a brief bio of Mr. Carpenter's career and qualifications.

Ms. Linda Bridwell made the motion to approve Mr. Carpenter as the new KIA Treasurer. Mr. Carey Johnson seconded and the motion was unanimously approved.

5. CONSIDERATION OF MEETING DATES FOR KENTUCKY INFRASTRUCTURE AUTHORITY BOARD OF DIRECTORS MEETING FOR CALENDAR YEAR 2022

KIA staff suggested dates for the 2022 regularly scheduled monthly KIA Board meetings. The recommendation was to return to the first Thursday of each month.

Mr. Ron Lovan made the motion to approve the dates recommended by KIA staff. Mayor Les Stapleton seconded and the motion was approved.

II. EXECUTIVE DIRECTOR'S REPORT

Director Williams addressed the group. As of today's meeting, all 120 counties have submitted project information for the Cleaner Water Program. The project count is 619 grant requests totaling almost \$725 million. Mr. Ron Lovan asked if that is projects vying for the \$250 million that KIA has received. Ms. Williams confirmed that was correct. One hundred twenty-five of projects in rural areas. Sixteen of the requests are for projects under a consent decree, totaling just over \$105 million. To date, the Governor has announced 63 project awards, amounting to \$45 million. There will be more announcements today and the coming days ahead. The goal is to get the majority of awards presented by December 31st.

In regard to the Broadband program, we are currently reviewing submitted applications. Thanks again, to Deputy Secretary Grigsby for allowing the Finance and Administration Cabinet Office of Procurement Services to lead this effort. We do not have a timeline when this will be completed, but will move as quickly as possible, ensuring all the I's are dotted and T's crossed.

Lastly, Ms. Williams notified the Board that she had received two letters, one from the EEC and the other from the Mayor of South Shore about a previously approved SRF Drinking Water loan to the City of South Shore, (F19-041), that was approved by the Board on May 7, 2019 in the amount of \$3,051,133 to build a water treatment plant to replace their existing water treatment plant.

The purpose of this project is to improve drinking water quality in Greenup County by constructing a new water treatment plant building that will replace existing facilities to improve drinking water system reliability, treatment efficiency and maintain or exceed water quality compliance. Since that approval, there have been issues with their source water. They currently have wells with aquifers. The Energy and Environmental Cabinet has been testing their ground water sources and have found perfluoroalkyl substances, (PFASs), cancer causing contaminants. The EPA has a health advisory concerning PFASs, if water samples have 70 parts per trillion that is very dangerous. Currently, the City of South Shore has several wells in aquifers and the water is being logged in at 63 and 64 per trillion. Mr. Carey Johnson updated that those numbers are in their finished drinking water, not from the ground source. This is after the water has gone through sand filters. The contaminant levels are dangerously high. Mr. Johnson said it was a dire situation for the South Shore residents.

The letters Director Williams received were asking if the scope could be changed on their previously approved loan from May 7, 2019, F19-041, for a similar a purpose, but a different

scope to be able to provide safe drinking water. They are requesting flexibility in how they achieve their goal of safe drinking water. There are several options they are exploring. They are asking the Board to allow the possibly of a Clarifying Resolution to use their previously approved loan for an expanded scope on how they provide that safe drinking water. Director Williams had been instructed by Mr. Matt Stephens, General Counsel that this item could not be added to the Agenda since the Agenda had already been publicly posted due to Open Meetings laws, and could not be voted upon at this meeting, but did want to bring it to everyone's attention. Director Williams asked Mr. Carey Johnson, Director of the Division of Water, to please speak with the group.

Mr. Johnson said he was in the City of South Shore yesterday and stated the project they submitted for their loan in May of 2019, would not be an effective way to treat the PFASs. They need to use a granulated active carbon process and the scope of the project as previously submitted will not address those issues. DOW is working with the City of South Shore representatives to discuss their plans moving forward. Representatives from Calgon are on-site today in South Shore to discuss the granulated active carbon (GAC) process on an interim basis to treat the water, so they do not reach the 70 parts per trillion limit. Should the water levels reach the PFAS limits, the Division of Water will likely issue a consumer advisory, which would say do not use the water for safety reasons. He appreciated Director Williams' assistance in notifying the Board members of this critical situation so quickly. He believes the situation can be fixed, if the City is allowed to change the scope of the originally submitted project. He stated that DOW would not be able to approve their construction permit, knowing that the new plant, as it currently stands would not be addressing the PFASs issues. Mr. Johnson opened up the floor for any questions.

Mr. Ron Lovan stated it was a very dire situation and asked if they knew how the water had been contaminated. Mr. Johnson said they do not know without a doubt, but have a general idea. They do not want to back track until they have additional information. Mr. Lovan asked the Board to move as quickly as possible on this matter. Mr. Lovan said the Northern Kentucky Water District had had issues with PFASs in the past and implemented a granulated active carbon process as well.

Mr. Russ Rose asked if this situation could wait until the scheduled January meeting or did it need immediate attention, with a Special Called Board meeting. Mr. Johnson said the sooner the better, they last sampled on November 9th and plan to sample again on December 9th and are concerned about the results they may receive. The City has 2,200 connections so their customers are more than just the City of South Shore, there are three elementary schools and several businesses as well. He also mentioned that other states have changed their legal limits for PFASs from three to seven parts per trillion versus the 70 parts as we currently have. He has also received notification from the EPA that the allowed levels for PFASs will be decreasing significantly to between zero and 7 parts per trillion in the very near future.

A vigorous discussion began among Board members, Legal Counsel and staff members. It was determined the best course of action to expedite the process would be to have a Special Called KIA Board of Directors meeting as soon as possible to address this issue. Staff was directed to get a date and a time set and do the appropriate notifications. Director Williams said she would move forward as directed.

Mayor Les Stapleton stated the By-Laws, Section IV, Paragraph 17 note that a Commission can be set-up with a group of members and experts to address these types of situations. Would

that be possible? Commissioner Keene referred to Matt Stephens, General Counsel. Mr. Stephens said that could be done, if the Board would like to move forward with the Commission.

Director Williams wrapped up her report notifying the Board of a letter she has just received from the EPA notifying Kentucky that they would be receiving \$112,643,000 with the passage of the Bipartisan Infrastructure Law for Fiscal Year 2022.

She also introduced KIA’s new Deputy Executive Director Milward Dedman to the group and said how fortunate KIA was to have him on the team. Welcome Deputy Director Dedman.

ANNOUNCEMENTS/NOTIFICATIONS

Next regularly scheduled KIA board meeting:
Thursday, January 6, 1:00 p.m.

There being no further business, Mayor Les Stapleton moved to adjourn. Mr. Ron Lovan seconded and the motion carried unanimously. The December 2, 2021 meeting of the Board of the Kentucky Infrastructure Authority was adjourned.

Submitted by:

Margaret F. Link
Margaret F. Link, Secretary
Kentucky Infrastructure Authority

December 13, 2021
Date

Page Left Blank
for 2 Sided Printing

**A
T
T
A
C
H
M
E
N
T**

I.A.2.

Page Left Blank
for 2 Sided Printing

KENTUCKY INFRASTRUCTURE AUTHORITY
Minutes of the Full Board

Meeting Date/Location: December 6, 2021 – 11:00 a.m.
Kentucky Infrastructure Authority
Via Teleconference

Members present:

Mr. Dennis Keene, Commissioner, Department for Local Government
Ms. Rebecca Goodman, Secretary, Energy and Environment Cabinet
Mr. Ron Lovan, Representing the Kentucky Section of the American Water Works Association
Mr. Lindsey Flora, proxy for Ms. Linda Bridwell, Executive Director, Public Service Commission
Mr. Robert A. Amato, representing Kentucky Municipal Utilities Association
Mr. Russell Rose, representing Kentucky Rural Water Association
Mayor Les Stapleton, representing the Kentucky League of Cities

Members absent:

Ms. Geri Grigsby, proxy for Holly M. Johnson, Secretary, Finance and Administration Cabinet
Judge Mark McKenzie, representing Kentucky Association of Counties
Ms. Kristina Slattery, proxy for Interim Secretary Larry Hayes, Cabinet for Economic Development

DLG Staff:

Mr. Eddie Jacobs, Chief of Staff

KIA Staff:

Ms. Sandy Williams, Deputy Executive Director
Ms. Julie Bickers, Regional Compliance Coordinator
Mr. John Brady, Financial Analyst
Mr. Jim Carpenter, Fiscal Officer & KIA Treasurer
Mr. Kelly Cunnagin, Executive Staff Advisor
Mr. Alex Fisher, Financial Analyst
Ms. Carmen Ignat, Financial Analyst
Ms. Debbie Landrum, Regional Compliance Coordinator
Ms. Meg Link, Administrative Specialist III and KIA Secretary
Mr. Don Schierer, WRIS Resource Management Analyst
Mr. Tom Schubert, GIS Specialist

Guests:

Mr. Jory Becker, Division of Water
Ms. Bethany Couch, Office of Financial Management
Mr. Carey Johnson, Division of Water
Mr. Gary Larimore, Kentucky Rural Water
Ms. Cheryl Moore, City of South Shore
Mr. J. D. Reynolds, HMB Professional Engineers, Inc.
Mr. Korey Sallee, Legislative Research Commission
Mr. Chris Stewart, HMB Professional Engineers, Inc.

PROCEEDINGS

Commissioner Dennis Keene, called the special called meeting of the Kentucky Infrastructure Authority

(KIA) Board to order. He noted that the press notification distribution had been done appropriately and confirmed a quorum was present.

I. BUSINESS (Board Action Required)

- 1. A RESOLUTION AND ORDER OF THE BOARD OF DIRECTORS OF THE KENTUCKY INFRASTRUCTURE AUTHORITY AUTHORIZING AND CLARIFYING THE PURPOSE OF THE CONDITIONAL COMMITMENT FOR A FEDERALLY ASSISTED DRINKING WATER REVOLVING FUND LOAN (F19-041) FOR AN AMOUNT UP TO \$3,051,133 TO THE CITY OF SOUTH SHORE, GREENUP COUNTY, KENTUCKY**

Commissioner Keene asked if anyone had any questions regarding the information that had been sent out. There were no questions. Commissioner Keene asked for a motion and second.

Mayor Les Stapleton made the motion to approve the Clarifying Resolution to the Conditional Commitment to the City of South Shore for the Federally Assisted Drinking Water Revolving Fund Loan (F19-041), for an amount up to \$3,051,133. Mr. Ron Lovan seconded and the motion carried unanimously.

South Shore Mayor Cheryl Moore thanked the Board for their swift attention to this matter.

There being no further business, Mr. Russ Rose moved to adjourn. Mayor Stapleton seconded and the motion carried unanimously. The December 6, 2021 Special Called meeting of the Board of the Kentucky Infrastructure Authority was adjourned.

Submitted by:

Margaret F. Link
Margaret F. Link, Secretary
Kentucky Infrastructure Authority

December 13, 2021,
Date

**A
T
T
A
C
H
M
E
N
T**

I.B.1.

Page Left Blank
for 2 Sided Printing

A RESOLUTION AND ORDER OF THE BOARD OF DIRECTORS OF THE KENTUCKY INFRASTRUCTURE AUTHORITY AUTHORIZING ISSUANCE OF A CONDITIONAL COMMITMENT FOR AN INFRASTRUCTURE REVOLVING FUND LOAN (B22-001) FOR AN AMOUNT UP TO \$499,853.09 TO THE CITY OF CATLETTSBURG, BOYD COUNTY, KENTUCKY

WHEREAS, the Kentucky Infrastructure Authority (the "Authority") has been duly created as a body corporate and politic constituting a public corporation and a governmental agency of the Commonwealth of Kentucky pursuant to Chapter 224A of the Kentucky Revised Statutes (the "Act"); and

WHEREAS, pursuant to the Act, the Authority is duly and legally authorized to make loans to Governmental Agencies for the purpose of providing funds for the construction and acquisition of sanitary sewer facilities, water facilities or other types of infrastructure, and in that regard, to enter into Assistance Agreements with such Governmental Agencies governing the provisions in respect of which such loans are to be made, the amounts thereof and the repayment provisions in respect thereto; and

WHEREAS, the Authority anticipates entering into an Assistance Agreement for a loan from the Authority's Infrastructure Revolving Loan Program with the City of Catlettsburg, subject to final determination of amount when the factors involving such financing have been determined; and

WHEREAS, the Authority intends to utilize money in the Infrastructure Revolving Fund to make the loan to the governmental agency for the aforementioned purposes; and

WHEREAS, the Authority wishes to establish terms and conditions on said Infrastructure Revolving Fund loans.

NOW, THEREFORE, THE KENTUCKY INFRASTRUCTURE AUTHORITY, ACTING BY AND THROUGH ITS BOARD OF DIRECTORS AS ITS DULY AUTHORIZED AND EMPOWERED GOVERNING BODY, DOES HEREBY RESOLVE AND ORDER, AS FOLLOWS:

Section 1. All statements of fact set forth in the preambles to this Resolution and Order are incorporated herein by reference, the same as if set forth verbatim. All such statements of fact are hereby declared to be true and accurate in all material respects.

Section 2. The Authority hereby authorizes the issuance of a conditional Infrastructure Revolving Fund loan commitment for an amount up to \$499,853.09 of project expense, to the City of Catlettsburg for the WWTP Rehab project. Such amounts are subject to adjustment by further action of the Authority or may be adjusted by action of the Executive Director based on adjustment in project costs of not more than (10%) ten percent of the loan amount authorized by this resolution. Upon satisfaction of all conditions of the commitment, execution of an assistance agreement for this loan is authorized.

Section 3. The loan shall be repayable over 20 years at an annual interest rate of 0.75%. In addition to debt service, a 0.2% annual administration fee on the unpaid, principal balance will be charged. From annual revenues, \$1,200 must be set aside in a borrower held replacement reserve each December 1 until the balance reaches \$24,000 and maintained for the life of the loan. These terms are subject to adjustment upon execution of the loan agreement, upon changes in the project conditions or determination that the project will require authority financing to be done on a taxable basis.

Section 4. This Resolution and Order shall be in full force and effect from and after its adoption at a properly held meeting of the Kentucky Infrastructure Authority this 3rd day of February, 2022.

DENNIS KEENE, CHAIR
KENTUCKY INFRASTRUCTURE AUTHORITY

ATTEST:

MARGARET F. LINK, SECRETARY
KENTUCKY INFRASTRUCTURE AUTHORITY

REVIEWED BY:

MATTHEW STEPHENS, GENERAL COUNSEL
DEPARTMENT FOR LOCAL GOVERNMENT

EXECUTIVE SUMMARY		Reviewer	Alex Fisher	
KENTUCKY INFRASTRUCTURE AUTHORITY		Date	February 3, 2022	
FUND B, INFRASTRUCTURE		KIA Loan Number	B22-001	
REVOLVING LOAN FUND		WRIS Number	SX21019075	
BORROWER	CITY OF CATLETTSBURG BOYD COUNTY			
BRIEF DESCRIPTION				
The City of Catlettsburg finished their Wastewater Treatment Plant (WWTP) project and operational since late 2018. This project included replacing a sludge press at the WWTP and approximately 2,000 linear feet of collection system. The Fund B loan will remedy the present City certification hurdle.				
Original Project Description: This project will rehabilitate two 250,000 gallon wastewater treatment tanks, expand one tank by 150,000 gallons per day, install a new sludge press, headworks screen and grit chamber, rehab three pump stations and raise four manholes. This project will also rehabilitate sections of the sanitary sewer collection system.				
PROJECT FINANCING		PROJECT BUDGET	RD Fee % Actual %	
Fund B Loan	499,853	Construction	499,853	
TOTAL	<u>\$499,853</u>	TOTAL	<u>\$499,853</u>	
REPAYMENT	Rate	0.75%	Est. Annual Payment \$27,960	
	Term	20 Years	1st Payment 6 Mo. after first draw	
PROFESSIONAL SERVICES	Engineer	E. L. Robinson Engineering Co.		
	Bond Counsel	Rubin & Hays		
PROJECT SCHEDULE	Bid Opening	May-16		
	Construction Start	Jul-17		
	Construction Stop	Aug-18		
DEBT PER CUSTOMER	Existing	\$2,460		
	Proposed	\$2,471		
OTHER DEBT	See Attached			
RESIDENTIAL RATES	Current	<u>Users</u> 1,174	<u>Avg. Bill</u> \$42.51 (for 4,000 gallons)	
REGIONAL COORDINATION	This project is consistent with regional planning recommendations.			
CASHFLOW	Cash Flow Before Debt Service	Debt Service	Cash Flow After Debt Service	Coverage Ratio
Audited 2018	180,199	193,987	(13,788)	0.9
Audited 2019	211,437	34,422	177,015	6.1
Audited 2020	105,574	34,730	70,844	3.0
Projected 2021	(82,270)	34,674	(116,944)	-2.4
Projected 2022	105,087	94,087	11,001	1.1
Projected 2023	174,302	162,341	11,961	1.1
Projected 2024	177,820	162,314	15,506	1.1
Projected 2025	181,409	162,286	19,123	1.1

Reviewer: Alex Fisher
Date: February 3, 2022
Loan Number: B22-001

**KENTUCKY INFRASTRUCTURE AUTHORITY
WASTEWATER REVOLVING LOAN FUND (FUND "B")
CITY OF CATLETTSBURG, BOYD COUNTY
PROJECT REVIEW
SX2109075**

I. PROJECT DESCRIPTION

The City of Catlettsburg is seeking a Fund B loan in the amount of \$499,853.09 to repay a portion of their existing Fund A14-013 loan which funded the replacement of a sludge press at the WWTP and approximately 2,000 linear feet of collection system. The Wastewater Treatment Plant (WWTP) project is complete and has been operational since late 2018. EPA required that a portion of the Fund A loan be repaid because the City was unable to meet the American Iron and Steel requirement on a portion of the Fund A project.

The City was unable to produce American Iron and Steel (AIS) certification on the materials used for the collection system replacement work. SRF program requirements do not allow AIS Certification waivers. Therefore, EPA requires the city to repay the portion of the loan that is not in compliance.

The original Fund A loan was for a total of \$2,485,000 out of a project cost of \$3,335,000. Additional funding sources were \$700,000 in CDBG and \$150,000 in local funds. The City received 10% principal forgiveness of \$248,500 for the Fund A loan. The CDBG portion of the treatment plant has been closed out and cannot be diverted to the collections system work. The Division of Water (DOW) reviewed the contract details and determined that \$341,353.09 on Contract #1 and \$158,500.00 on Contract #2 for a total of \$499,853.09 represents the collection system work that is unable meet the AIS certification requirements.

The Fund a loan (A14-013) will be repaid in the amount of this Fund B loan. This Fund B loan will retain the original terms from the Fund A loan, a 0.75% interest rate with a 20-year loan term.

II. PROJECT BUDGET

	<u>Total</u>
Construction	499,853
Total	\$ 499,853

III. PROJECT FUNDING

	Amount	%
Fund B Loan	\$ 499,853	100%
Total	\$ 499,853	100%

IV. KIA DEBT SERVICE

Construction Fund B Loan	\$ 499,853
Less: Principal Forgiveness	0
Amortized Loan Amount	\$ 499,853
Interest Rate	0.75%
Loan Term (Years)	20
Estimated Annual Debt Service	\$ 26,961
Administrative Fee (0.20%)	1,000
Total Estimated Annual Debt Service	\$ 27,960

V. PROJECT SCHEDULE

Bid Opening	May 2016
Construction Start	July 2017
Construction Stop	December 2017

VI. CUSTOMER COMPOSITION AND RATE STRUCTURE

A) Customers

Customers	Current	Total
Residential	977	977
Commercial	195	195
Industrial	2	2
Total	1,174	1,174

B) Rates

In City Sewer	<u>Current</u>	<u>Prior</u>
Date of Last Rate Increase	01/01/22	01/01/21
Minimum 1,000 gallons	\$16.38	\$15.81
Each additional 1,000 Gallons	8.71	8.41
Cost for 4,000 gallons	\$42.51	\$41.04
Increase %	3.6%	
Affordability Index (Rate/MHI)	1.3%	

Outside City Sewer	<u>Current</u>	<u>Prior</u>
Date of Last Rate Increase	01/01/22	01/01/21
Minimum	\$20.18	\$19.48
Each additional 1,000 Gallons	10.93	10.55
Cost for 4,000 gallons	\$52.97	\$51.13
Increase %	3.6%	
Affordability Index (Rate/MHI)	1.6%	

	<u>Current Jan 2022</u>	<u>Proposed July 1, 2022</u>
In City Rate	42.51	49.74
Outside City Rate	52.97	61.97

VII. DEMOGRAPHICS

Based on current Census data from the American Community Survey 5-Year Estimate 2010-2014, the City’s population was 1,959 with a Median Household Income (MHI) of \$31,304. The Fund A loan (A14-013) originally qualified for a .75% interest rate, which is retained for this new Fund B (B22-001) loan.

VIII. 2013 CAPITALIZATION GRANT EQUIVALENCIES

- 1) Green Project Reserve - This project does not qualify for Green Project Reserve (GPR).
- 2) Additional Subsidization – The original project Fund A loan will retain the \$248,500 in principal forgiveness, while the full amortized Fund B loan will be repaid.

IX. FINANCIAL ANALYSIS

Financial information was obtained from the City's audited financial statements for the Sewer Fund for the years ended June 30, 2018 through 2020. The non cash impact of GASB 68, Accounting and Financial Reporting for Pensions, has been removed from fiscal years operating expenses.

HISTORY

Sewer revenues were flat from \$505,119 in 2018 to \$506,582 in 2020 while operating expenses increased 23%, or roughly \$75,000 during the same period. The utility has kept their debt service low to help balance the flat revenues and increased expenses.

The balance sheet reflects a current ratio of 1.2, and a debt to equity ratio of 0.9. The collection period was 25.2 days and the number of months of operating expenses in unrestricted cash was 8.8.

PROJECTIONS

Cash flow after debt service has been favorable only when depreciation is added back in as a non-cash expense. Additionally, the utility has accumulated over \$123,000 in debt to the General Fund in 2020, and the draft 2021 audit shows a continued rise above \$238,000. The current ratio of 1.2 would improve to 2.1 if this debt was excluded from current liabilities. The increase liability to the General Fund will lower the current ratio to 0.7. The debt service coverage requirement for the loan was 1.1 and the balance sheet weakness necessitates increased revenues to support this Fund B loan.

Projections are based on the following assumptions:

- 1) Sewer revenues were increased in January 2022 3.2% due to the annual Consumers Price Index (CPI) ordinance.
- 2) The City will increase the sewer rate 17% effective July 1, 2022 to maintain the required 1.1 debt coverage ratio.
- 3) The annual CPI rate adjustment is estimated at 2% annually.
- 4) Expenses will increase 2% for inflation.
- 5) Debt service coverage is 1.1 in 2022 when principal and interest repayments begin.

Based on the proforma assumptions, the utility shows adequate cash flow to repay the KIA Fund B loan.

REPLACEMENT RESERVE

The annual replacement cost is \$1,200. This amount should be added to the replacement account each December 1 until the balance reaches \$24,000 and maintained for the life of the loan.

X. DEBT OBLIGATIONS

	<u>Outstanding</u>	<u>Maturity</u>
KIA B15-004	\$ 206,241	2035
KIA A14-013	2,681,500	TBD
Total	\$ 2,887,741	

XI. CONTACTS

Legal Applicant	
Entity Name	City of Catlettsburg
Authorized Official	Faith Day (Mayor)
County	Boyd
Email	faithday@catlettsburg.us
Phone	(606) 615-5497
Address	2611 Louisa St Catlettsburg, KY 41129

Applicant Contact	
Name	Michelle Veach
Organization	
Email	shell4602@aol.com
Phone	(606) 922-4602
Address	PO Box 533 Ashland, KY 41101

Consulting Engineer	
PE Name	Michael Williams
Firm Name	E. L. Robinson Engineering Co.
Email	
Phone	(304) 776-7473
Address	202 N. 5th St Ironton, OH 45638

XII. RECOMMENDATIONS

KIA staff recommends approval of the loan with the standard conditions and the following special condition:

Sewer rates will be increased by 17% effective July 1, 2022 to maintain the 1.1 debt coverage ratio.

CITY OF CATLETTSBURG
FINANCIAL SUMMARY (JUNE YEAR END)

	<u>Audited</u> <u>2018</u>	<u>Audited</u> <u>2019</u>	<u>Audited</u> <u>2020</u>	<u>Projected</u> <u>2021</u>	<u>Projected</u> <u>2022</u>	<u>Projected</u> <u>2023</u>	<u>Projected</u> <u>2024</u>	<u>Projected</u> <u>2025</u>
Balance Sheet								
Assets								
Current Assets	487,579	278,930	331,336	275,368	292,119	310,880	327,386	347,609
Other Assets	6,714,718	7,079,801	6,850,238	6,632,271	6,871,278	6,597,936	6,324,594	6,051,252
Total	7,202,297	7,358,731	7,181,574	6,907,639	7,163,397	6,908,816	6,651,980	6,398,861
Liabilities & Equity								
Current Liabilities	324,987	258,463	278,153	388,094	413,780	415,366	416,963	418,613
Long Term Liabilities	2,879,156	3,079,239	3,107,186	3,128,262	3,465,287	3,301,174	3,135,763	2,969,002
Total Liabilities	3,204,143	3,337,702	3,385,339	3,516,356	3,879,067	3,716,539	3,552,726	3,387,615
Net Assets	3,998,154	4,021,029	3,796,235	3,391,283	3,284,330	3,192,276	3,099,254	3,011,246
Cash Flow								
Revenues	505,119	549,062	506,582	481,356	516,014	593,416	605,284	617,390
Operating Expenses	326,087	339,473	401,307	563,932	411,233	419,420	427,770	436,287
Other Income	1,167	1,848	299	306	306	306	306	306
Cash Flow Before Debt Service	180,199	211,437	105,574	(82,270)	105,087	174,302	177,820	181,409
Debt Service								
Existing Debt Service	193,987	34,422	34,730	34,674	80,107	134,381	134,354	134,326
Proposed KIA Loan	0	0	0	0	13,980	27,960	27,960	27,960
Total Debt Service	193,987	34,422	34,730	34,674	94,087	162,341	162,314	162,286
Cash Flow After Debt Service	(13,788)	177,015	70,844	(116,944)	11,001	11,961	15,506	19,123
Ratios								
Current Ratio	1.5	1.1	1.2	0.7	0.7	0.7	0.8	0.8
Debt to Equity	0.8	0.8	0.9	1.0	1.2	1.2	1.1	1.1
Days Sales in Accounts Receivable	25.1	30.4	25.2	32.1	32.1	32.1	32.1	32.1
Months Operating Expenses in Unrestricted Cash	7.8	8.1	8.8	5.0	7.2	7.4	7.6	8.0
Debt Coverage Ratio	0.9	6.1	3.0	(2.4)	1.1	1.1	1.1	1.1

**A
T
T
A
C
H
M
E
N
T**

I.B.2.

Page Left Blank
for 2 Sided Printing

A RESOLUTION AND ORDER OF THE BOARD OF DIRECTORS OF THE KENTUCKY INFRASTRUCTURE AUTHORITY AUTHORIZING AN AMENDMENT TO THE CONDITIONAL COMMITMENT FOR A FEDERALLY ASSISTED DRINKING WATER REVOLVING FUND F LOAN (F19-002) INCREASE FOR AN AMOUNT UP TO \$44,998,000 TO THE CITY OF MOREHEAD F/B/O MOREHEAD UTILITY PLANT BOARD, ROWAN COUNTY, KENTUCKY

WHEREAS, the Kentucky Infrastructure Authority (the "Authority") has been duly created as a body corporate and politic constituting a public corporation and a governmental agency of the Commonwealth of Kentucky pursuant to Chapter 224A of the Kentucky Revised Statutes (the "Act"); and

WHEREAS, pursuant to the Act, the Authority is duly and legally authorized to make loans to Governmental Agencies for the purpose of providing funds for the construction and acquisition of sanitary sewer facilities, water facilities or other types of infrastructure, and in that regard, to enter into Assistance Agreements with such Governmental Agencies governing the provisions in respect of which such loans are to be made, the amounts thereof and the repayment provisions in respect thereto; and

WHEREAS, the Authority previously approved a Federally Assisted Drinking Water Revolving Fund Loan (F19-002) to the City of Morehead on May 6th, 2021, in the amount of \$28,428,000 and the City of Morehead has requested to increase loan (F19-002) by \$16,570,000; and

WHEREAS, the Authority anticipates entering into an Assistance Agreement for a loan from the Authority's Federally Assisted Drinking Water Revolving Loan Program (Fund F) with the City of Morehead f/b/o Morehead Utility Plant Board, subject to final determination of amount when the factors involving such financing have been determined; and

WHEREAS, the Authority will, in the near future, authorize and issue a series of Infrastructure Authority Revenue Bonds for the purpose of funding loans to various governmental agencies, such series of Bonds to be known as Kentucky Infrastructure Authority Revenue Bonds with the appropriate Series designation; and

WHEREAS, the Authority wishes to establish terms and conditions on said Fund F loans prior to the issuance of Authority Revenue Bonds and recognizes that additional planning and design of the financed projects are required.

NOW, THEREFORE, THE KENTUCKY INFRASTRUCTURE AUTHORITY, ACTING BY AND THROUGH ITS BOARD OF DIRECTORS AS ITS DULY AUTHORIZED AND EMPOWERED GOVERNING BODY, DOES HEREBY RESOLVE AND ORDER, AS FOLLOWS:

Section 1. All statements of fact set forth in the preambles to this Resolution and Order are incorporated herein by reference, the same as if set forth verbatim. All such statements of fact are hereby declared to be true and accurate in all material respects.

Section 2. The Authority hereby authorizes the Amendment of a conditional Federally Assisted Drinking Water Revolving Fund loan increasing the amount up to \$44,998,000 of project expense including capitalized interest for the construction period, to the City of Morehead for the Regional Water Treatment Plant Construction project. Such amounts are subject to adjustment by further action of the Authority or may be adjusted by action of the Executive Director at the time of the issuance of bonds based on adjustment in project costs of not more than (10%) ten percent of the loan amount authorized by this resolution. Upon satisfaction of all conditions of the commitment, execution of an assistance agreement for this loan is authorized.

Section 3. The principal shall be repayable over 30 years at an interest rate of 0.50%. In addition to debt service, a 0.25% annual administration fee on the unpaid loan balance will be charged. From annual revenues, \$112,500 must be set aside in a borrower held replacement reserve each December 1 until the balance reaches \$2,250,000 and maintained for the life of the loan. These terms are subject to adjustment upon execution of the loan agreement, upon changes in the project conditions or determination that the project will require authority financing to be done on a taxable basis.

Section 4. This Resolution and Order shall be in full force and effect from and after its adoption at a properly held meeting of the Kentucky Infrastructure Authority this 3rd day of February, 2022.

DENNIS KEENE, CHAIR
KENTUCKY INFRASTRUCTURE AUTHORITY

ATTEST:

MARGARET F. LINK, SECRETARY
KENTUCKY INFRASTRUCTURE AUTHORITY

REVIEWED BY:

MATTHEW STEPHENS, GENERAL COUNSEL
DEPARTMENT FOR LOCAL GOVERNMENT



ANDY BESHEAR
GOVERNOR

REBECCA W. GOODMAN
SECRETARY

ENERGY AND ENVIRONMENT CABINET
DEPARTMENT FOR ENVIRONMENTAL PROTECTION

ANTHONY R. HATTON
COMMISSIONER

300 SOWER BOULEVARD
FRANKFORT, KENTUCKY 40601

January 25, 2022

Sandy Williams, Executive Director
Kentucky Infrastructure Authority
100 Airport Road, 3rd Floor
Frankfort, Kentucky 40601

Re: Loan Increase Request
Project Eligibility Letter
F19-002 – Morehead Utility Plant Board
Morehead Utility Plant Board Water System--3874
Activity ID: FGL20190007

Dear Mrs. Williams:


The Division of Water (DOW) hereby certifies that the Morehead Utility Plant Board is eligible to receive a \$16,570,000 increase to its \$28,428,000 funding commitment from the Drinking Water State Revolving Fund. The DOW certifies that the project scope is consistent with the scope that was used to rank the project on the FY 2019 Intended Use Plan-Project Priority List.

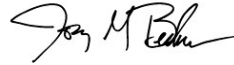
The Morehead Utility Plant Board's status relative to the Drinking Water State Revolving Fund General Conditions is provided below:

1. In a letter dated September 20, 2021, the Department for Environmental Protection, Division of Water (DOW) approved the following pieces of environmental information:
 - (a) that the MUPB's Regional Water Plant Construction, dated April 8, 2021 has been determined to meet the requirements of the Kentucky State Environmental Review Process (SERP); and,
 - (b) the Finding of No Significant Impact (FONSI) and Environmental Assessment (EA) issued by the Department on August 18, 2021, which has undergone review by the Kentucky State Clearinghouse [State Application Identifier (SAI) #202101140035, is subject to any conditions or mitigative measures presented in Section F of the EA or in the State Clearinghouse review comments.
2. Plans and specifications for the entire project (5 phases) have been submitted and approved for sanitary features of design.
3. MUPB elected to proceed with bidding of the first Contract; Phase 2 – Water Treatment Plant project on October 15, 2021 where the lowest bid was \$29,987,000 due to increased prices resulting from the COVID-19 pandemic.
4. Additional cost increases are anticipated for Phase 1A/1B (Water Intake and Raw Waterline Construction) and Phase 3A/3B (Water Tank and Finished Waterline Construction) as well.
5. Updated estimates for Phases 1A/1B/3A/3B, scheduled for bid in October 2022, place the total project cost at \$44,998,000, an increase of \$16,570,000.

Upon compliance with the general conditions, the DOW will issue a final project certification prior to authorizing the loan agreement. A preconstruction and project management conference with the DOW must be held prior to commencement of construction. If you have any questions concerning this letter, please contact William Averell, Project Manager, at (502) 782-6882.

Sincerely,

 Recoverable Signature



For:
Carey Johnson
Director, Division of Water

CJ/JB: wa

c: Honorable Laura White-Brown, Mayor, City of Morehead
Holly McGrath Rosas, General Manager, MUPB
Jocelyn R. Gross, Director of Planning, Gateway ADD
Alan R. Robinson, P. E., Eclipse Engineers, PLLC

EXECUTIVE SUMMARY KENTUCKY INFRASTRUCTURE AUTHORITY FUND F, FEDERALLY ASSISTED DRINKING WATER REVOLVING LOAN FUND		Reviewer Date KIA Loan Number WRIS Number	Alex Fisher February 3, 2022 F19-002 (Increase) WX21205048	
BORROWER	CITY OF MOREHEAD, F/B/O MOREHEAD UTILITY PLANT BOARD ROWAN COUNTY			
BRIEF DESCRIPTION				
<p>The City of Morehead ("City"), for the benefit of Morehead Utility Plant Board, is requesting a Fund F loan increase in the amount of \$16,570,000 to supplement the Regional Water Treatment Plant Construction project. The last phase was board approved on May 6th, 2021. This new increase amount will bring the new total KIA loan amount up to \$44,998,000.</p> <p>This second increase is due to additional supply costs and price increases due the Water Treatment Plant construction and raw and finished waterline construction phases of the project. Water Treatment Plant Construction was bid on October 15, 2021. The lowest bid was \$29,987,000. Updated cost estimates for Phases 1A/1B/3A/3B, scheduled to be bid in October 2022, place the total updated project cost at \$44,998,000. This project funding increment is a continuance in the multi-phased funded loan for a major water treatment plant expansion project for the Morehead Utility Plant Board. The new 12 million gallons per day (MGD) regional water treatment plant (WTP) will replace the existing 8 MGD WTP.</p> <p>The Morehead Utility Plant Board serves 3,636 direct customers in Bath, Fleming and Rowan counties, along with 11,687 indirectly served through wholesale water sales.</p>				
PROJECT FINANCING		PROJECT BUDGET	RD Fee % Actual %	
KIA Fund F Loan 2021 Increase	\$16,570,000	Administrative Expenses	\$20,000	
KIA Fund F Loan 2021	21,873,800	Legal Expenses	10,000	
KIA Fund F Loan 2019	5,257,000	Land, Easements	10,000	
KIA P&D Loan (F18-004)	1,297,200	Eng - Design / Const	6.4% 6.0% 2,433,550	
		Eng - Insp	3.8% 3.6% 1,469,000	
		Eng - Other	255,450	
		Construction	39,800,000	
		Contingency	1,000,000	
TOTAL	\$44,998,000	TOTAL	\$44,998,000	
REPAYMENT	Rate Term	0.50% 30 Years	Est. Annual Payment 1st Payment 6 Mo. after first draw \$1,729,605	
PROFESSIONAL SERVICES	Engineer Bond Counsel	Eclipse Engineers, PLLC Rubin & Hays		
PROJECT SCHEDULE				
	Bid Opening	Oct-21		
	Construction Start	Jan-22		
	Construction Stop	Oct-24		
DEBT PER CUSTOMER	Existing Proposed	\$1,010 \$3,595		
OTHER DEBT	See Attached			
RESIDENTIAL RATES	Current	<u>Users</u> 15,323	<u>Avg. Bill</u> \$43.29 (for 4,000 gallons)	
REGIONAL COORDINATION	This project is consistent with regional planning recommendations.			
CASHFLOW	Cash Flow Before Debt Service	Debt Service	Cash Flow After Debt Service	Coverage Ratio
Audited 2019	4,328,517	1,275,444	3,053,073	3.4
Audited 2020	3,562,960	1,288,978	2,273,982	2.8
Audited 2021	3,963,598	1,362,274	2,601,324	2.9
Projected 2022	4,104,063	1,900,206	2,203,857	2.2
Projected 2023	4,203,896	1,874,573	2,329,324	2.2
Projected 2024	3,574,679	1,810,004	1,764,675	2.0
Projected 2025	4,774,332	2,690,875	2,083,457	1.8
Projected 2026	4,975,827	3,019,551	1,956,276	1.6

Reviewer: Alex Fisher
Date: February 3, 2022
Loan Number: F19-002 Increase

**KENTUCKY INFRASTRUCTURE AUTHORITY
DRINKING WATER STATE REVOLVING FUND (FUND F)
CITY OF MOREHEAD F/B/O MOREHEAD
UTILITY PLANT BOARD, ROWAN COUNTY
PROJECT REVIEW
WX21205048**

I. PROJECT DESCRIPTION

The City of Morehead (“City”), for the benefit of Morehead Utility Plant Board, is requesting a Fund F loan increase in the amount of \$16,570,000 to supplement the Regional Water Treatment Plant Construction project. The last phase was board approved on May 6th, 2021. This new increase amount will bring the new total KIA loan amount up to \$44,998,000.

This increase is due to additional supply costs and price increases due to the Water Treatment Plant construction and raw and finished waterline construction phases of the project. Water Treatment Plant Construction was bid on October 15, 2021. The lowest bid was \$29,987,000. Updated cost estimates for Phases 1A/1B/3A/3B, scheduled to be bid in October 2022, place the total updated project cost at \$44,998,000.

The Morehead Utility Plant Board serves 3,636 direct customers in Bath, Fleming and Rowan counties, along with 11,687 indirectly served through wholesale water sales.

II. PROJECT BUDGET

	Estimated Project Total
Administrative Expenses	\$ 20,000
Legal Expenses	10,000
Land, Easements	10,000
Engineering Fees - Design	1,761,750
Engineering Fees - Construction	671,800
Engineering Fees - Inspection	1,469,000
Engineering Fees - Other	255,450
Construction	39,800,000
Contingency	1,000,000
Total	\$ 44,998,000

III. PROJECT FUNDING

	<u>Amount</u>	<u>%</u>
KIA Fund F Loan 2022 Increase	\$ 16,570,000	36.8%
KIA Fund F Loan 2021	21,873,800	48.6%
KIA Fund F Loan 2019	5,257,000	11.7%
KIA P&D Loan (F18-004)	1,297,200	2.9%
Total	\$ 44,998,000	100%

IV. KIA DEBT SERVICE

Construction Loan	\$44,998,000
Less: Principal Forgiveness	<u>0</u>
Amortized Loan Amount	\$44,998,000
Interest Rate	0.50%
Loan Term (Years)	<u>30</u>
Estimated Annual Debt Service	\$ 1,617,110
Administrative Fee (0.25%)	<u>112,495</u>
Total Estimated Annual Debt Service	\$ 1,729,605

V. PROJECT SCHEDULE

Bid Opening	October 2021
Construction Start	January 2022
Construction Stop	October 2024

VI. CUSTOMER COMPOSITION AND RATE STRUCTURE

A) Customers

<u>Customers</u>	<u>Current</u>
Residential - MUPB	3,007
Commercial - MUPB	623
Industrial - MUPB	6
Wholesale - Rowan Water Inc.	7,490
Wholesale - Bath County Water District	4,031
Wholesale - Other	<u>166</u>
Total	15,323

B) Rates

Water	Inside City		Outside City	
	Current	Prior	Current	Prior
Date of Last Rate Increase	08/01/21	07/01/20	08/01/21	07/01/20
Minimum (First 2,000 gallons)	23.93	\$21.91	28.73	\$26.30
Next 4,000 Gallons (per 1,000)	9.68	8.86	11.60	10.62
Cost for 4,000 gallons	\$43.29	\$39.63	\$51.93	\$47.54
Increase %	9.2%		9.2%	
Affordability Index (Rate/MHI)	1.4%		1.7%	

Sewer	Inside City		Outside City	
	Current	Prior	Current	Prior
Date of Last Rate Increase	08/01/18	08/01/17	08/01/18	08/01/17
Minimum (First 2,000 gallons)	14.60	\$10.50	17.53	\$12.61
Next 4,000 Gallons (per 1,000)	7.58	5.45	8.78	6.32
Cost for 4,000 gallons	\$29.76	\$21.40	\$35.09	\$25.25
Increase %	39.1%		39.0%	
Affordability Index (Rate/MHI)	1.0%		1.2%	

VII. DEMOGRAPHICS

Based on current Census data from the American Community Survey (ACS) 5-Year Estimate 2012-2016, the Utility’s service area population was 34,827 with a Median Household Income (MHI) of \$36,586 according to WRIS. The median household income for the Commonwealth is \$44,811. Morehead’s water system has historically qualified for KIA’s Disadvantaged Community status and subsequent loan terms, however, as ACS data estimates have become more skewed in recent years, the Utility elected to conduct a Modified Weighted Proximity Analysis (MWPA) to better identify the community’s MHI. The MWPA demonstrated that the MHI of the water system service area is actually \$35,387. As a result, the Utility will qualify for Disadvantaged Community status and a 0.50% interest rate for the entirety of the multi-phased funded loan.

VIII. 2020 CAPITALIZATION GRANT EQUIVALENCIES

- 1) Green Project Reserve - The Drinking Water capitalization grant does not contain a “green” requirement.
- 2) Additional Subsidization – This project does not qualify for additional subsidization.

IX. FINANCIAL ANALYSIS

Financial information was obtained from the audited financial statements for the years ended June 30, 2019 through June 30, 2021. The non-cash impacts of GASB 68 – Accounting and Financial Reporting for Pensions and GASB 75 – Accounting and Financial Reporting for Other Postemployment Benefit have been removed from the operating expenses. Percentage references in the History section below are based on whole dollar amounts and not the rounded amounts presented.

The Morehead Utility Plant Board (MUPB) accounts for the water, sewer and gas services in a consolidated proprietary fund in their audits. Where feasible and practical the water revenues and expenses were analyzed for cash flow and to address any needed rate increases.

HISTORY

Total revenues including water, sewer, and gas have increased 8.8% from 2019 to 2021 mostly due to rate increases. Water revenues increased 17.2% during that period, sewer revenues increased 1.7%, and gas revenues decreased 8.3%. Total operating expenses increased 11.5% from 2019 to 2021. Operating expenses for water increased 15.2%, sewer had a 11.5% increase, and gas decreased 3.6%. Water, sewer, and gas share administrative expenses which increased 38.1% during this time period.

The 2021 balance sheet reflects a current ratio of 1.7, a debt to equity ratio of 1.0, 61.1 days' sales in accounts receivable, and 4.1 months operating expenses in unrestricted cash. The debt coverage ratio from 2019 to 2021 was 3.4, 2.8, and 2.9, respectively.

PROJECTIONS

Projections are based on the following assumptions:

- 1) Water revenues for both residential and wholesale customers remain flat for FY2022-2026.
- 2) The Inter-Local Agreement with the Rowan Water Inc., Bath County Water District and the City of Morehead in effect until November 2048 outlines the Project Cost Allocation associated with construction and operation of water facilities and distribution. The revenues and expenses are reflected in "Other Income" on the Financial Presentation page.
- 3) Sewer and gas revenues will remain flat.
- 4) Both operating and administrative expenses will increase 2% annually for inflation.

- 5) Debt coverage ratio is 1.8 in FY 2025 when full principal and interest payments for the total loan go into repayment.

Based on the pro forma assumptions, the utility shows adequate cash flow to repay the KIA Fund F loan.

REPLACEMENT RESERVE

The replacement reserve will be 5% (\$2,250,000) of the final amount borrowed to be funded annually (\$112,500 yearly) each December 1 for 20 years and maintained for the life of the loan.

X. DEBT OBLIGATIONS

	Outstanding	Maturity
Bond Series 1966	\$ 15,000	2020
RD Series 2001A	3,231,000	2042
RD Series 2004	1,204,000	2023
KIA Loan (F00-05)	799,986	2026
KIA Loan (A04-02)	2,309,229	2033
KIA Loan (A10-16)	1,204,000	2031
KIA Loan (A209-36)	211,005	2031
KIA Loan (A209-37)	371,138	2038
KIA Loan (A16-065 i/a/o \$1,800,000)	1,638,110	2038
KIA Loan (F18-004 P&D i/a/o \$1,297,200)	744,962	TBD
KIA Loan (A19-032 i/a/o \$4,500,000)	2,213,955	TBD
KIA Loan (A20-020 i/a/o \$1,363,200)		TBD
Total	\$ 13,942,385	

XI. CONTACTS

Legal Applicant	
Entity Name	City of Morehead, F/B/O Morehead Utility Plant Board
Authorized Official	Laura White-Brown (Mayor)
County	Rowan
Email	mayor.whitebrown@morehead-ky.gov
Phone	606-784-8505
Address	314 Bridge Street Morehead, KY 40351

Applicant Contact	
Name	Holly McGrath- Rosas
Organization	Morehead Utility Plant Board
Email	hrosas@mupb.com
Phone	606-784-8313
Address	135 S Wilson Ave Morehead, KY 40351

Project Administrator	
Name	Jocelyn R. Gross
Organization	Gateway ADD
Email	jocelynr.gross@ky.gov
Phone	606-780-0090
Address	110 Lake Park Dr. Morehead, KY 40351

Consulting Engineer	
PE Name	Alan Ray Robinson
Firm Name	Eclipse Engineers, PLLC
Email	arobinson@eclipseengineers.net
Phone	859-433-9585
Address	113 W Mount Vernon St Somerset, KY 42501

XII. RECOMMENDATIONS

KIA staff recommends approval of the loan increase with the standard conditions.

**CITY OF MOREHEAD, F/B/O MOREHEAD UTILITY PLANT BOARD
FINANCIAL SUMMARY (JUNE YEAR END)**

	Audited	Audited	Audited	Projected	Projected	Projected	Projected
	<u>2019</u>	<u>2020</u>	<u>2021</u>	<u>2022</u>	<u>2023</u>	<u>2024</u>	<u>2025</u>
Balance Sheet							
Assets							
Current Assets	3,521,512	3,645,330	4,941,803	7,230,666	9,559,990	11,324,664	13,408,122
Other Assets	42,767,771	45,476,906	47,251,192	44,282,833	39,261,846	34,140,099	74,026,077
Total	46,289,283	49,122,236	52,192,995	51,513,499	48,821,835	45,464,763	87,434,198
Liabilities & Equity							
Current Liabilities	1,816,978	2,147,404	2,826,637	2,943,491	3,183,437	3,485,515	4,103,569
Long Term Liabilities	18,187,697	20,723,340	22,920,857	23,015,870	21,193,402	19,086,355	61,354,658
Total Liabilities	20,004,675	22,870,744	25,747,494	25,959,362	24,376,838	22,571,870	65,458,227
Net Assets	26,284,608	26,251,492	26,445,501	25,554,137	24,444,997	22,892,894	21,975,972
Cash Flow							
Revenues	13,312,938	12,259,837	13,667,380	14,175,277	14,175,277	14,175,277	14,175,277
Operating Expenses	9,106,436	8,811,919	9,707,753	10,012,773	9,889,483	10,139,620	4,130,846
Other Income	122,015	115,042	3,971	(58,441)	(81,898)	(460,978)	(28,578)
Cash Flow Before Debt Service	4,328,517	3,562,960	3,963,598	4,104,063	4,203,896	3,574,679	10,015,854
Debt Service							
Existing Debt Service*	1,275,444	1,288,978	1,362,274	1,862,728	1,723,417	1,558,078	1,826,072
Proposed KIA Loan (Phase 1)	0	0	0	37,478	151,156	251,926	0
Proposed KIA Loan (Total Loan)	0	0	0	0	0	0	864,803
Total Debt Service	1,275,444	1,288,978	1,362,274	1,900,206	1,874,573	1,810,004	2,690,875
Cash Flow After Debt Service	3,053,073	2,273,982	2,601,324	2,203,857	2,329,324	1,764,675	2,083,457
Ratios							
Current Ratio	1.9	1.7	1.7	2.5	3.0	3.2	3.3
Debt to Equity	0.8	0.9	1.0	1.0	1.0	1.0	3.0
Days Sales in Accounts Receivable	53.0	56.8	61.1	61.1	61.1	61.1	61.1
Months Operating Expenses in Unrestricted Cash	1.9	2.0	4.1	8.6	13.2	16.5	20.3
Debt Coverage Ratio	3.4	2.8	2.9	2.2	2.2	2.0	1.8

* Existing debt service includes pending loan A19-032 and A20-020 in their respective starting years.

**A
T
T
A
C
H
M
E
N
T**

I.B.3.

Page Left Blank
for 2 Sided Printing

A RESOLUTION AND ORDER OF THE BOARD OF DIRECTORS OF THE KENTUCKY INFRASTRUCTURE AUTHORITY AUTHORIZING ISSUANCE OF A CONDITIONAL COMMITMENT FOR A FEDERALLY ASSISTED DRINKING WATER REVOLVING FUND LOAN (F22-002) FOR AN AMOUNT UP TO \$7,231,000 TO THE GRAYSON COUNTY WATER DISTRICT, GRAYSON COUNTY, KENTUCKY

WHEREAS, the Kentucky Infrastructure Authority (the "Authority") has been duly created as a body corporate and politic constituting a public corporation and a governmental agency of the Commonwealth of Kentucky pursuant to Chapter 224A of the Kentucky Revised Statutes (the "Act"); and

WHEREAS, pursuant to the Act, the Authority is duly and legally authorized to make loans to Governmental Agencies for the purpose of providing funds for the construction and acquisition of sanitary sewer facilities, water facilities or other types of infrastructure, and in that regard, to enter into Assistance Agreements with such Governmental Agencies governing the provisions in respect of which such loans are to be made, the amounts thereof and the repayment provisions in respect thereto; and

WHEREAS, the Authority anticipates entering into an Assistance Agreement for a loan from the Authority's Federally Assisted Drinking Water Revolving Loan Program (Fund F) with the Grayson County Water District, subject to final determination of amount when the factors involving such financing have been determined; and

WHEREAS, the Authority will, in the near future, authorize and issue a series of Infrastructure Authority Revenue Bonds for the purpose of funding loans to various governmental agencies, such series of Bonds to be known as Kentucky Infrastructure Authority Revenue Bonds with the appropriate Series designation; and

WHEREAS, the Authority wishes to establish terms and conditions on said Fund F loans prior to the issuance of Authority Revenue Bonds and recognizes that additional planning and design of the financed projects are required.

NOW, THEREFORE, THE KENTUCKY INFRASTRUCTURE AUTHORITY, ACTING BY AND THROUGH ITS BOARD OF DIRECTORS AS ITS DULY AUTHORIZED AND EMPOWERED GOVERNING BODY, DOES HEREBY RESOLVE AND ORDER, AS FOLLOWS:

Section 1. All statements of fact set forth in the preambles to this Resolution and Order are incorporated herein by reference, the same as if set forth verbatim. All such statements of fact are hereby declared to be true and accurate in all material respects.

Section 2. The Authority hereby authorizes the issuance of a conditional Federally Assisted Drinking Water Revolving Fund loan for an amount up to \$7,231,000 of project expense including capitalized interest for the construction period, to the Grayson County Water District for the East – West Improvements II project. Such amounts are subject to

adjustment by further action of the Authority or may be adjusted by action of the Executive Director at the time of the issuance of bonds based on adjustment in project costs of not more than (10%) ten percent of the loan amount authorized by this resolution. Upon satisfaction of all conditions of the commitment, execution of an assistance agreement for this loan is authorized.

Section 3. Principal forgiveness of 50% of the assistance amount, not to exceed \$1,000,000 will be credited to the loan balance upon release of liens on all contracts and disbursement of the final draw request by KIA to the borrower. The unforgiven principal balance of \$6,231,000 shall be repaid.

Section 4. The unforgiven principal shall be repayable over 30 years at an interest rate of 0.25%. In addition to debt service, a 0.25% annual administration fee on the unpaid, unforgiven principal balance will be charged. From annual revenues, \$18,100 must be set aside in a borrower held replacement reserve each December 1 until the balance reaches \$362,000 and maintained for the life of the loan. These terms are subject to adjustment upon execution of the loan agreement, upon changes in the project conditions or determination that the project will require authority financing to be done on a taxable basis.

Section 5. This Resolution and Order shall be in full force and effect from and after its adoption at a properly held meeting of the Kentucky Infrastructure Authority this 3rd day of February, 2022.

DENNIS KEENE, CHAIR
KENTUCKY INFRASTRUCTURE AUTHORITY

ATTEST:

MARGARET F. LINK, SECRETARY
KENTUCKY INFRASTRUCTURE AUTHORITY

REVIEWED BY:

MATTHEW STEPHENS, GENERAL COUNSEL
DEPARTMENT FOR LOCAL GOVERNMENT



ANDY BESHEAR
GOVERNOR

REBECCA W. GOODMAN
SECRETARY

ENERGY AND ENVIRONMENT CABINET
DEPARTMENT FOR ENVIRONMENTAL PROTECTION

ANTHONY R. HATTON
COMMISSIONER

300 SOWER BOULEVARD
FRANKFORT, KENTUCKY 40601
TELEPHONE: 502-564-2150
TELEFAX: 502-564-4245

January 26, 2022

Sandy Williams, Executive Director
Kentucky Infrastructure Authority
100 Airport Road, 3rd Floor
Frankfort, Kentucky 40601

Re: F22-002
Grayson Co Water District--33893
Activity ID: FGL20220003

Dear Mrs. Williams:

The Division of Water (DOW) hereby certifies that the Grayson County Water District is eligible to receive \$7,231,000.00 from the Drinking Water State Revolving Fund. The DOW certifies that the project scope is consistent with the scope that was used to rank the project on the Intended Use Plan-Project Priority List.

The Grayson County Water District's status relative to the Drinking Water State Revolving Fund General Conditions is provided below:

1. Project specific environmental information is expected to be submitted to DOW in February, 2022.
2. Plans and specifications are expected to be submitted to DOW on February 1, 2022.
3. Construction bids are expected to be opened in November, 2022.

Upon compliance with the general conditions, the DOW will issue a final project certification prior to authorizing the loan agreement. A preconstruction and project management conference with the DOW must be held prior to commencement of construction. If you have any questions concerning this letter, please contact Amber Vaughn, Project Manager, at (502) 782-7121.

Sincerely,

 Recoverable Signature

For:
Caryn Holmson, Director
Director, Division of Water

PM/JB:av

c: Debbie Landrum, KIA
Jeremy Woosley, GCWD
John Tomes, GCWD

EXECUTIVE SUMMARY		Reviewer	John Brady	
KENTUCKY INFRASTRUCTURE AUTHORITY		Date	February 3, 2022	
FUND F, FEDERALLY ASSISTED DRINKING WATER		KIA Loan Number	F22-002	
REVOLVING LOAN FUND		WRIS Number	WX21085037	
BORROWER	GRAYSON COUNTY WATER DISTRICT GRAYSON COUNTY			
BRIEF DESCRIPTION				
The Grayson County Water District (GCWD) is requesting a Fund F loan in the amount of \$7,231,000 for the GCWD East – West Improvements II project. This project will consist of comprehensive improvements to the Water Treatment Plant and the distribution system that will result in more reliable and safer water for customers. Major components of the project include the construction and replacement of water lines, upgrading existing pumps, and the rehabilitation of two storage tanks.				
PROJECT FINANCING		PROJECT BUDGET		
Fund F Loan	\$7,231,000	RD Fee %	Actual %	
TOTAL	\$7,231,000	TOTAL		\$7,231,000
REPAYMENT	Rate	0.25%	Est. Annual Payment	\$231,293
	Term	30 Years	1st Payment	6 Mo. after first draw
PROFESSIONAL SERVICES	Engineer	Kentucky Engineering Group, PLLC		
	Bond Counsel	Rubin & Hays		
PROJECT SCHEDULE	Bid Opening	Aug-22		
	Construction Start	Mar-23		
	Construction Stop	Mar-24		
DEBT PER CUSTOMER	Existing	\$1,113		
	Proposed	\$1,669		
OTHER DEBT	See Attached			
RESIDENTIAL RATES	Current	<u>Users</u> 7,068	<u>Avg. Bill</u> \$44.25	(for 4,000 gallons)
REGIONAL COORDINATION	This project is consistent with regional planning recommendations.			
CASHFLOW	Cash Flow Before Debt Service	Debt Service	Cash Flow After Debt Service	Coverage Ratio
Audited 2018	1,079,603	1,450,670	(371,067)	0.7
Audited 2019	1,101,970	1,971,028	(869,058)	0.6
Audited 2020	1,000,891	835,496	165,395	1.2
Projected 2021	1,067,662	872,292	195,370	1.2
Projected 2022	1,212,490	839,139	373,351	1.4
Projected 2023	1,148,052	603,888	544,164	1.9
Projected 2024	1,100,787	717,434	383,354	1.5
Projected 2025	1,052,577	831,739	220,838	1.3

Reviewer: John Brady
 Date: February 3, 2022
 Loan Number: F22-002

**KENTUCKY INFRASTRUCTURE AUTHORITY
 DRINKING WATER STATE REVOLVING FUND (FUND F)
 GRAYSON COUNTY WATER DISTRICT, GRAYSON COUNTY
 PROJECT REVIEW
 WX21085037**

I. PROJECT DESCRIPTION

The Grayson County Water District (GCWD) is requesting a Fund F loan in the amount of \$7,231,000 for the GCWD East – West Improvements II project. This project will consist of comprehensive improvements to the Water Treatment Plant and the distribution system that will result in more reliable and safer water for customers. Major components of the project include the construction and replacement of water lines, upgrading existing pumps, and the rehabilitation of two storage tanks. The project will upgrade existing treatment components that will help address water quality issues outlined in an Agreed Order for TTHM's in purchased water.

The GCWD currently serves over 6,700 residential customers and over 350 commercial and industrial customers. They purchase water from the City of Leitchfield and provide wholesale service to the City of Caneyville.

II. PROJECT BUDGET

	<u>Total</u>
Land, Easements	\$ 236,000
Planning	20,000
Engineering Fees - Design	259,000
Engineering Fees - Construction	65,000
Engineering Fees - Inspection	205,000
Engineering Fees - Other	105,000
Construction	5,765,000
Contingency	576,000
Total	\$ 7,231,000

III. PROJECT FUNDING

	<u>Amount</u>	<u>%</u>
Fund F Loan	\$ 7,231,000	100%
Total	\$ 7,231,000	100%

IV. KIA DEBT SERVICE

Construction Loan	\$ 7,231,000
Less: Principal Forgiveness	<u>1,000,000</u>
Amortized Loan Amount	\$ 6,231,000
Interest Rate	0.25%
Loan Term (Years)	<u>30</u>
Estimated Annual Debt Service	\$ 215,716
Administrative Fee (0.25%)	<u>15,578</u>
Total Estimated Annual Debt Service	\$ 231,293

V. PROJECT SCHEDULE

Bid Opening	August 2022
Construction Start	March 2023
Construction Stop	March 2024

VI. CUSTOMER COMPOSITION AND RATE STRUCTURE

A) Customers

Customers	Current
Residential	6,711
Commercial	296
Industrial	<u>61</u>
Total	7,068

B) Rates

Water	Current	Prior	Prior
Date of Last Rate Increase	12/14/21	06/16/20	07/04/15
Minimum (1,500 gallons)	\$20.37	\$19.35	\$18.09
Next 8,500 gallons (per 1,000)	9.55	9.07	8.56
Cost for 4,000 gallons	<u>\$44.25</u>	<u>\$42.03</u>	<u>\$39.49</u>
Increase %	5.3%	6.4%	
Affordability Index (Rate/MHI)	1.3%	1.3%	

VII. DEMOGRAPHICS

Based on current Census data from the American Community Survey 5-Year Estimate

2015-2019, the Utility's service area population was 14,246 with a Median Household Income (MHI) of \$39,371. The median household income for the Commonwealth is \$50,589. The project will qualify for a 0.25% interest rate.

VIII. 2020 CAPITALIZATION GRANT EQUIVALENCIES

- 1) Green Project Reserve - The Drinking Water capitalization grant does not contain a "green" requirement.
- 2) Additional Subsidization – This project qualifies for additional subsidization. Principal forgiveness of 50% of the assistance amount, not to exceed \$1,000,000 will be credited to the loan balance upon release of liens on all contracts and disbursement of the final draw request by KIA to the borrower.

IX. FINANCIAL ANALYSIS

Financial information was obtained from the audited financial statements for the years ended December 31, 2018 through December 31, 2020. Percentage references in the History section below are based on whole dollar amounts and not the rounded amounts presented.

HISTORY

Water revenues increased 2.5% from \$3.48 million in 2018 to \$3.54 million in 2020 due to a rate increase that went into effect in June 2020. Operating expenses increased 5.9% from \$2.49 million to \$2.64 million during the same period due to higher payroll and contract service costs. The debt coverage ratio was 0.7, 0.6, and 1.2 in 2018, 2019, and 2020.

The balance sheet reflects a current ratio of 0.9, a debt to equity ratio of 0.6, 27.9 days of sales in accounts receivables, and 0.9 months operating expenses in unrestricted cash.

PROJECTIONS

Projections are based on the following assumptions:

- 1) Water revenues are projected to increase 3.2% in 2021 and 5.3% in 2022 due to existing rate increases.
- 2) Operating expenses are projected to increase 2% annually due to inflation.
- 3) Debt service coverage is 1.5 in 2024 when principal and interest repayments begin.

Based on the pro forma assumptions, the utility shows adequate cash flow to repay the KIA Fund F loan.

The GCWD is regulated by the Public Service Commission (PSC). They will need to apply to the PSC, pursuant to KRS 278.300, for debt authorization for the \$7,231,000 loan and must receive a Certificate of Public Convenience and Necessity, pursuant to KRS 278.020.

REPLACEMENT RESERVE

The replacement reserve will be 5% (\$362,000 total) of the final amount borrowed (prior to principal forgiveness) to be funded annually (\$18,100 yearly) each December 1 for 20 years and maintained for the life of the loan.

X. DEBT OBLIGATIONS

	<u>Outstanding</u>	<u>Maturity</u>
KIA Loan F01-02	\$ 459,439	2022
2009 KY Rural Water Note	40,000	2029
2012 KY Rural Water Note	2,600,000	2034
2013 KY Rural Water Note	970,000	2057
2019 KY Rural Water Note	1,040,000	2060
Series 2013 Bonds	1,270,000	2052
Series 2017 Bonds	689,500	2057
Series 2020 Bonds	<u>795,000</u>	2060
Total	\$ 7,863,939	

XI. CONTACTS

Legal Applicant	
Entity Name	Grayson County Water District
Authorized Official	Nancy Cain (Chair)
County	Grayson
Email	ncain@graysonwater.com
Phone	(270) 259-2917
Address	21 Shull White Rd. Leitchfield, KY 42754

Applicant Contact	
Name	Jeremy Woosley
Organization	Grayson County Water District
Email	jwoosley@graysonwater.com
Phone	(270) 259-2917
Address	21 Shull White Rd. Leitchfield, KY 42754

Project Administrator

Name	Holly Nicholas
Organization	Kentucky Engineering Group, PLLC
Email	hnicholas@kyengr.com
Phone	(859) 333-9742
Address	PO Box 1034 Versailles, KY 40383

Consulting Engineer

PE Name	Robert Taylor
Firm Name	Kentucky Engineering Group, PLLC
Email	rtaylor@kyengr.com
Phone	(859) 608-8927
Address	PO Box 1034 Versailles, KY 40383

XII. RECOMMENDATIONS

KIA staff recommends approval of the loan with the standard conditions.

**GRAYSON COUNTY WATER DISTRICT
FINANCIAL SUMMARY (DECEMBER YEAR END)**

	<u>Audited</u> <u>2018</u>	<u>Audited</u> <u>2019</u>	<u>Audited</u> <u>2020</u>	<u>Projected</u> <u>2021</u>	<u>Projected</u> <u>2022</u>	<u>Projected</u> <u>2023</u>	<u>Projected</u> <u>2024</u>	<u>Projected</u> <u>2025</u>
Balance Sheet								
Assets								
Current Assets	946,401	833,662	876,942	924,514	1,013,684	1,122,517	1,199,188	1,243,355
Other Assets	21,625,888	21,205,132	21,904,183	21,201,378	20,640,958	20,054,513	26,570,420	25,725,314
Total	22,572,289	22,038,794	22,781,125	22,125,892	21,654,642	21,177,030	27,769,608	26,968,670
Liabilities & Equity								
Current Liabilities	806,923	806,295	1,001,967	970,970	754,693	976,893	992,993	1,010,193
Long Term Liabilities	7,901,834	7,305,974	7,435,290	6,730,051	6,329,051	5,709,851	11,309,651	10,665,451
Total Liabilities	8,708,757	8,112,269	8,437,257	7,701,021	7,083,744	6,686,744	12,302,644	11,675,644
Net Assets	13,863,532	13,926,525	14,343,868	14,424,871	14,570,898	14,490,286	15,466,964	15,293,026
Cash Flow								
Revenues	3,481,407	3,514,252	3,544,715	3,656,025	3,846,282	3,846,282	3,846,282	3,846,282
Operating Expenses	2,488,106	2,511,284	2,635,656	2,680,195	2,725,624	2,790,062	2,837,327	2,885,537
Other Income	86,302	99,002	91,832	91,832	91,832	91,832	91,832	91,832
Cash Flow Before Debt Service	1,079,603	1,101,970	1,000,891	1,067,662	1,212,490	1,148,052	1,100,787	1,052,577
Debt Service								
Existing Debt Service	1,450,670	1,971,028	835,496	872,292	839,139	603,888	601,787	600,446
Proposed KIA Loan	0	0	0	0	0	0	115,647	231,293
Total Debt Service	1,450,670	1,971,028	835,496	872,292	839,139	603,888	717,434	831,739
Cash Flow After Debt Service	(371,067)	(869,058)	165,395	195,370	373,351	544,164	383,354	220,838
Ratios								
Current Ratio	1.2	1.0	0.9	1.0	1.3	1.1	1.2	1.2
Debt to Equity	0.6	0.6	0.6	0.5	0.5	0.5	0.8	0.8
Days Sales in Accounts Receivable	27.3	27.2	27.9	27.9	27.9	27.9	27.9	27.9
Months Operating Expenses in Unrestricted Cash	0.7	0.3	0.9	1.0	1.3	1.8	2.1	2.2
Debt Coverage Ratio	0.7	0.6	1.2	1.2	1.4	1.9	1.5	1.3

**A
T
T
A
C
H
M
E
N
T**

I.B.4.

Page Left Blank
for 2 Sided Printing

A RESOLUTION AND ORDER OF THE BOARD OF DIRECTORS OF THE KENTUCKY INFRASTRUCTURE AUTHORITY AUTHORIZING ISSUANCE OF A CONDITIONAL COMMITMENT FOR A FEDERALLY ASSISTED DRINKING WATER REVOLVING FUND LOAN (F22-011) FOR AN AMOUNT UP TO \$1,660,000 TO THE CITY OF WHITESBURG, LETCHER COUNTY, KENTUCKY

WHEREAS, the Kentucky Infrastructure Authority (the "Authority") has been duly created as a body corporate and politic constituting a public corporation and a governmental agency of the Commonwealth of Kentucky pursuant to Chapter 224A of the Kentucky Revised Statutes (the "Act"); and

WHEREAS, pursuant to the Act, the Authority is duly and legally authorized to make loans to Governmental Agencies for the purpose of providing funds for the construction and acquisition of sanitary sewer facilities, water facilities or other types of infrastructure, and in that regard, to enter into Assistance Agreements with such Governmental Agencies governing the provisions in respect of which such loans are to be made, the amounts thereof and the repayment provisions in respect thereto; and

WHEREAS, the Authority anticipates entering into an Assistance Agreement for a loan from the Authority's Federally Assisted Drinking Water Revolving Loan Program (Fund F) with the City of Whitesburg, subject to final determination of amount when the factors involving such financing have been determined; and

WHEREAS, the Authority will, in the near future, authorize and issue a series of Infrastructure Authority Revenue Bonds for the purpose of funding loans to various governmental agencies, such series of Bonds to be known as Kentucky Infrastructure Authority Revenue Bonds with the appropriate Series designation; and

WHEREAS, the Authority wishes to establish terms and conditions on said Fund F loans prior to the issuance of Authority Revenue Bonds and recognizes that additional planning and design of the financed projects are required.

NOW, THEREFORE, THE KENTUCKY INFRASTRUCTURE AUTHORITY, ACTING BY AND THROUGH ITS BOARD OF DIRECTORS AS ITS DULY AUTHORIZED AND EMPOWERED GOVERNING BODY, DOES HEREBY RESOLVE AND ORDER, AS FOLLOWS:

Section 1. All statements of fact set forth in the preambles to this Resolution and Order are incorporated herein by reference, the same as if set forth verbatim. All such statements of fact are hereby declared to be true and accurate in all material respects.

Section 2. The Authority hereby authorizes the issuance of a conditional Federally Assisted Drinking Water Revolving Fund loan for an amount up to \$1,660,000 of project expense including capitalized interest for the construction period, to the City of Whitesburg for the Waterline Replacement Phase 1 project. Such amounts are subject to

adjustment by further action of the Authority or may be adjusted by action of the Executive Director at the time of the issuance of bonds based on adjustment in project costs of not more than (10%) ten percent of the loan amount authorized by this resolution. Upon satisfaction of all conditions of the commitment, execution of an assistance agreement for this loan is authorized.

Section 3. The loan shall be repayable over 30 years at an interest rate of 0.25%. In addition to debt service, a 0.25% annual administration fee on the unpaid loan balance will be charged. From annual revenues, \$4,200 must be set aside in a borrower held replacement reserve each December 1 until the balance reaches \$84,000 and maintained for the life of the loan. These terms are subject to adjustment upon execution of the loan agreement, upon changes in the project conditions or determination that the project will require authority financing to be done on a taxable basis.

Section 4. This Resolution and Order shall be in full force and effect from and after its adoption at a properly held meeting of the Kentucky Infrastructure Authority this 3rd day of February, 2022.

DENNIS KEENE, CHAIR
KENTUCKY INFRASTRUCTURE AUTHORITY

ATTEST:

MARGARET F. LINK, SECRETARY
KENTUCKY INFRASTRUCTURE AUTHORITY

REVIEWED BY:

MATTHEW STEPHENS, GENERAL COUNSEL
DEPARTMENT FOR LOCAL GOVERNMENT



ANDY BESHEAR
GOVERNOR

REBECCA W. GOODMAN
SECRETARY

ENERGY AND ENVIRONMENT CABINET
DEPARTMENT FOR ENVIRONMENTAL PROTECTION

ANTHONY R. HATTON
COMMISSIONER

300 SOWER BOULEVARD
FRANKFORT, KENTUCKY 40601
TELEPHONE: 502-564-2150
TELEFAX: 502-564-4245

January 26, 2022

Sandy Williams, Executive Director
Kentucky Infrastructure Authority
100 Airport Road, 3rd Floor
Frankfort, Kentucky 40601

Re: F22-011
Whitesburg Public Water System--2696
Activity ID: FGL20220003

Dear Mrs. Williams:

The Division of Water (DOW) hereby certifies that the City of Whitesburg is eligible to receive \$1,660,000.00 from the Drinking Water State Revolving Fund. The DOW certifies that the project scope is consistent with the scope that was used to rank the project on the Intended Use Plan-Project Priority List.

The City of Whitesburg's status relative to the Drinking Water State Revolving Fund General Conditions is provided below:

1. Project specific environmental information is expected to be submitted to DOW in June, 2022.
2. Plans and specifications are expected to be submitted to DOW in June, 2022.
3. Construction bids are expected to be opened in July, 2022.

Upon compliance with the general conditions, the DOW will issue a final project certification prior to authorizing the loan agreement. A preconstruction and project management conference with the DOW must be held prior to commencement of construction. If you have any questions concerning this letter, please contact Amber Vaughn, Project Manager, at (502) 782-7121.

Sincerely,

 Recoverable Signature

For:
Cary Johnson
Director, Division of Water

PM/JB:av

c: Tiffany Craft, Mayor, City of Whitesburg
Jennifer McIntosh, Kentucky River ADD
Julie Bickers, KIA

EXECUTIVE SUMMARY		Reviewer	Alex Fisher	
KENTUCKY INFRASTRUCTURE AUTHORITY		Date	February 3, 2022	
FUND F, FEDERALLY ASSISTED DRINKING WATER		KIA Loan Number	F22-011	
REVOLVING LOAN FUND		WRIS Number	WX21133065	
BORROWER		CITY OF WHITESBURG LETCHER COUNTY		
BRIEF DESCRIPTION				
The City of Whitesburg ("City") is requesting a Fund F loan in the amount of \$1,660,000 for the Waterline Replacement Phase 1 project. This project will replace water lines, meters, hydrants, valves and any other related items to completely replace the water distribution system on the Eastern side of the City system.				
PROJECT FINANCING		PROJECT BUDGET		
Fund F Loan	\$1,660,000	RD Fee %	Actual %	
		Administrative Expenses		\$50,000
		Legal Expenses		6,500
		Land, Easements		5,000
		Planning		5,000
		Eng - Design / Const	8.4%	8.5%
		Eng - Insp	5.2%	5.3%
		Eng - Other		17,600
		Construction		1,259,000
		Contingency		125,900
TOTAL	\$1,660,000	TOTAL		\$1,660,000
REPAYMENT	Rate	0.25%	Est. Annual Payment \$61,619	
	Term	30 Years	1st Payment 6 Mo. after first draw	
PROFESSIONAL SERVICES	Engineer	Nesbitt Engineering		
	Bond Counsel	Rubin & Hays		
PROJECT SCHEDULE	Bid Opening	Jul-22		
	Construction Start	Oct-22		
	Construction Stop	Oct-23		
DEBT PER CUSTOMER	Existing	\$1,127		
	Proposed	\$3,627		
OTHER DEBT	See Attached			
RESIDENTIAL RATES	Current	<u>Users</u>	<u>Avg. Bill</u>	
		1,466	\$24.40	(for 4,000 gallons)
REGIONAL COORDINATION	This project is consistent with regional planning recommendations.			
CASHFLOW	Cash Flow Before Debt Service	Debt Service	Cash Flow After Debt Service	Coverage Ratio
Audited 2018	555,159	313,104	242,055	1.8
Audited 2019	431,264	193,307	237,957	2.2
Audited 2020	1,137,555	167,192	970,363	6.8
Projected 2021	1,116,827	167,626	949,201	6.7
Projected 2022	1,095,685	144,498	951,187	7.6
Projected 2023	1,077,325	183,583	893,742	5.9
Projected 2024	1,050,360	267,841	782,519	3.9
Projected 2025	1,027,140	283,670	743,470	3.6

Reviewer: Alex Fisher
 Date: February 3, 2022
 Loan Number: F22-011

**KENTUCKY INFRASTRUCTURE AUTHORITY
 DRINKING WATER STATE REVOLVING FUND (FUND F)
 CITY OF WHITESBURG, LETCHER COUNTY
 PROJECT REVIEW
 WX21133065**

I. PROJECT DESCRIPTION

The City of Whitesburg (“City”) is requesting a Fund F loan in the amount of \$1,660,000 for the Waterline Replacement Phase 1 project. This project will replace water lines, meters, hydrants, valves and any other related items to completely replace the water distribution system on the Eastern side of the City system.

This project will install four new master meters with SCADA that will be able to identify excess water leaks. Additionally, the project will replace 1,100 LF of 8” PVC, 18,300 LF of 6” PVC, 1,500 LF of 4” PVC and 1,850 LF of 2” PVC waterlines, 12 flushing hydrants, valves and boxes from 2” to 8” and 154 radio read meters.

Currently the City of Whitesburg serves 1,251 residential and over 230 commercial and industrial customers.

II. PROJECT BUDGET

	<u>Total</u>
Administrative Expenses	\$ 50,000
Legal Expenses	6,500
Land, Easements	5,000
Planning	5,000
Engineering Fees - Design	93,000
Engineering Fees - Construction	25,000
Engineering Fees - Inspection	73,000
Engineering Fees - Other	17,600
Construction	1,259,000
Contingency	125,900
Total	\$ 1,660,000

III. PROJECT FUNDING

	<u>Amount</u>	<u>%</u>
Fund F Loan	\$ 1,660,000	100%
Total	\$ 1,660,000	100%

IV. KIA DEBT SERVICE

Construction Loan	\$ 1,660,000
Less: Principal Forgiveness	0
Amortized Loan Amount	<u>\$ 1,660,000</u>
Interest Rate	0.25%
Loan Term (Years)	<u>30</u>
Estimated Annual Debt Service	\$ 57,469
Administrative Fee (0.25%)	<u>4,150</u>
Total Estimated Annual Debt Service	\$ 61,619

V. PROJECT SCHEDULE

Bid Opening	July 2022
Construction Start	October 2022
Construction Stop	October 2023

VI. CUSTOMER COMPOSITION AND RATE STRUCTURE

A) Customers

Customers	Current
Residential	1,234
Commercial	231
Industrial	<u>1</u>
Total	1,466

B) Rates

	Water Inside City		Water Outside City	
	Current	Prior	Current	Prior
Date of Last Rate Increase	07/01/19	01/11/08	07/01/19	01/11/08
Minimum 2,000 Gallons	\$13.40	\$9.40	\$24.00	\$20.00
Next 2,000 Gallons (Per 1,000 Gallons)	5.50	3.50	9.00	7.00
Cost for 4,000 gallons	\$24.40	\$16.40	\$42.00	\$34.00
Increase %	48.8%		23.5%	
Affordability Index (Rate/MHI)	0.8%	0.6%	1.4%	1.2%

	Sewer Inside City		Sewer Outside City	
	Current	Prior	Current	Prior
Date of Last Rate Increase	07/01/19	07/01/09	07/01/19	07/01/09
Minimum 2,000 Gallons	\$15.41	\$12.67	\$27.60	\$12.67
Next 2,000 Gallons (Per 1,000 Gallons)	6.33	8.57	10.35	8.54
Cost for 4,000 gallons	\$28.07	\$29.81	\$48.30	\$29.75
Increase %	-5.8%		62.4%	
Affordability Index (Rate/MHI)	1.0%	1.0%	1.6%	1.0%

VII. DEMOGRAPHICS

Based on current Census data from the American Community Survey 5-Year Estimate 2015-2019, the Utility’s service area population was 3,203 with a Median Household Income (MHI) of \$35,253. The median household income for the Commonwealth is \$50,589. The project will qualify for a 0.25% interest rate.

VIII. 2020 CAPITALIZATION GRANT EQUIVALENCIES

- 1) Green Project Reserve - The Drinking Water capitalization grant does not contain a “green” requirement.
- 2) Additional Subsidization – This project does not qualify for additional subsidization.

IX. FINANCIAL ANALYSIS

Financial information was obtained from the audited financial statements for the years ended June 30, 2018 through June 30, 2020. The non-cash impacts of GASB 68 – Accounting and Financial Reporting for Pensions and GASB 75 – Accounting and Financial Reporting for Other Postemployment Benefit have been removed from the operating expenses. Percentage references in the History section below are based on whole dollar amounts and not the rounded amounts presented.

HISTORY

The City operates the proprietary fund that combines the water, sewer and sanitation departments. Where it is feasible the water and sewer components were evaluated separately. The total proprietary fund revenues increased 32.7% from \$1.64 million in 2018 to \$2.17 in 2020 while operating expenses decreased 4.3% from \$1.08 million to \$1.04 million during the same period. The water revenues increase 9.4% from 2018 to 2020, while the sewer revenues increased 40.3%. The sewer increase was due to a rate increase that was effective July 2019. Consolidated cash flow before debt service averaged \$707,993 in the 3 audited years. The debt coverage ratio was 1.8, 2.2, and 6.8 in 2018, 2019 and 2020 respectively.

The balance sheet reflects a current ratio of 2.6, a debt to equity ratio of 0.9, 34.9 days of sales in accounts receivable, and 2.0 months of operating expenses in unrestricted cash.

PROJECTIONS

Projections are based on the following assumptions:

- 1) Revenues are projected flat for years 2021 and 2022, and beginning in FY2023-25 there is 166 new water customer revenues from project F21-019 added.
- 2) Operating expenses will increase 2% annually for inflation.
- 3) Debt service coverage is 3.9 in 2024 when principal and interest repayments begin.

Based on the pro forma assumptions, the utility shows adequate cash flow to repay the KIA Fund F loan.

REPLACEMENT RESERVE

The replacement reserve will be 5% (\$84,000 total) of the final amount borrowed to be funded annually (\$4,200 yearly) each December 1 for 20 years and maintained for the life of the loan.

X. DEBT OBLIGATIONS

	<u>Outstanding</u>	<u>Maturity</u>
USDA RD 91-03	\$ 36,000	2024
USDA RD 92-05	107,000	2029
USDA RD 92-07	36,800	2041
USDA RD 92-09	794,500	2047
KIA F209-03	43,337	2030
KIA A07-03	597,467	2031
TCF Equipment Finance	36,993	2021
KIA F20-026 i.a.o \$300,000		TBD
KIA F21-019 i.a.o \$2,200,000		TBD
Total	\$ 1,652,097	

XI. CONTACTS

Legal Applicant	
Entity Name	City of Whitesburg
Authorized Official	Tiffany Craft (Mayor)
County	Letcher
Email	mayorcraftwb@gmail.com
Phone	(606) 633-3700
Address	38 E Main St Whitesburg, KY 41858

Applicant Contact	
Name	Jessica Keene
Organization	City of Whitesburg
Email	whitesburgcityclerk@gmail.com
Phone	(606) 633-3705
Address	38 E Main St Whitesburg, KY 41858

Project Administrator	
Name	Lisa Napier
Organization	Kentucky River Area Development District
Email	lisa@kradd.org
Phone	(606) 436-3158
Address	941 N Main St Hazard, KY 41701

Consulting Engineer	
PE Name	Paul Nesbitt
Firm Name	Nesbitt Engineering
Email	pnesbitt@nei-ky.com
Phone	(859) 233-3111
Address	227 N Upper St. Lexington, KY 40507

XII. RECOMMENDATIONS

KIA staff recommends approval of the loan with the standard conditions.

**CITY OF WHITESBURG
FINANCIAL SUMMARY (JUNE YEAR END)**

	<u>Audited</u> <u>2018</u>	<u>Audited</u> <u>2019</u>	<u>Audited</u> <u>2020</u>	<u>Projected</u> <u>2021</u>	<u>Projected</u> <u>2022</u>	<u>Projected</u> <u>2023</u>	<u>Projected</u> <u>2024</u>	<u>Projected</u> <u>2025</u>
Balance Sheet								
Assets								
Current Assets	488,905	348,105	379,580	569,393	759,631	942,979	1,099,483	1,248,177
Other Assets	8,996,404	8,012,424	8,290,800	8,590,000	11,021,788	12,314,621	14,082,676	14,159,491
Total	9,485,309	8,360,529	8,670,380	9,159,393	11,781,419	13,257,600	15,182,159	15,407,667
Liabilities & Equity								
Current Liabilities	338,578	192,470	144,819	176,541	172,435	266,074	254,988	321,522
Long Term Liabilities	3,143,947	2,888,340	3,929,626	3,831,279	5,938,231	6,052,744	7,539,542	7,301,008
Total Liabilities	3,482,525	3,080,810	4,074,445	4,007,820	6,110,666	6,318,818	7,794,531	7,622,529
Net Assets	6,002,784	5,279,719	4,595,935	5,151,573	5,670,753	6,938,782	7,387,628	7,785,138
Cash Flow								
Revenues	1,638,068	1,551,488	2,173,950	2,173,950	2,173,950	2,222,555	2,222,555	2,222,555
Operating Expenses	1,083,151	1,120,224	1,036,395	1,057,123	1,078,265	1,145,230	1,172,195	1,195,415
Other Income	242	0	0	0	0	0	0	0
Cash Flow Before Debt Service	555,159	431,264	1,137,555	1,116,827	1,095,685	1,077,325	1,050,360	1,027,140
Debt Service								
Existing Debt Service	313,104	193,307	167,192	167,626	144,498	183,583	237,031	222,051
Proposed KIA Loan	0	0	0	0	0	0	30,810	61,619
Total Debt Service	313,104	193,307	167,192	167,626	144,498	183,583	267,841	283,670
Cash Flow After Debt Service	242,055	237,957	970,363	949,201	951,187	893,742	782,519	743,470
Ratios								
Current Ratio	1.4	1.8	2.6	3.2	4.4	3.5	4.3	3.9
Debt to Equity	0.6	0.6	0.9	0.8	1.1	0.9	1.1	1.0
Days Sales in Accounts Receivable	87.4	56.2	34.9	34.9	34.9	34.8	34.8	34.8
Months Operating Expenses in Unrestricted Cash	1.0	1.2	2.0	4.1	6.1	7.7	9.2	10.5
Debt Coverage Ratio	1.8	2.2	6.8	6.7	7.6	5.9	3.9	3.6

**A
T
T
A
C
H
M
E
N
T**

I.B.5.

Page Left Blank
for 2 Sided Printing

A RESOLUTION AND ORDER OF THE BOARD OF DIRECTORS OF THE KENTUCKY INFRASTRUCTURE AUTHORITY AUTHORIZING ISSUANCE OF A CONDITIONAL COMMITMENT FOR A FEDERALLY ASSISTED DRINKING WATER REVOLVING FUND LOAN (F22-015) FOR AN AMOUNT UP TO \$2,904,000 TO THE CITY OF LONDON F/B/O LONDON UTILITY COMMISSION, LAUREL COUNTY, KENTUCKY

WHEREAS, the Kentucky Infrastructure Authority (the "Authority") has been duly created as a body corporate and politic constituting a public corporation and a governmental agency of the Commonwealth of Kentucky pursuant to Chapter 224A of the Kentucky Revised Statutes (the "Act"); and

WHEREAS, pursuant to the Act, the Authority is duly and legally authorized to make loans to Governmental Agencies for the purpose of providing funds for the construction and acquisition of sanitary sewer facilities, water facilities or other types of infrastructure, and in that regard, to enter into Assistance Agreements with such Governmental Agencies governing the provisions in respect of which such loans are to be made, the amounts thereof and the repayment provisions in respect thereto; and

WHEREAS, the Authority anticipates entering into an Assistance Agreement for a loan from the Authority's Federally Assisted Drinking Water Revolving Loan Program (Fund F) with the City of London f/b/o London Utility Commission, subject to final determination of amount when the factors involving such financing have been determined; and

WHEREAS, the Authority will, in the near future, authorize and issue a series of Infrastructure Authority Revenue Bonds for the purpose of funding loans to various governmental agencies, such series of Bonds to be known as Kentucky Infrastructure Authority Revenue Bonds with the appropriate Series designation; and

WHEREAS, the Authority wishes to establish terms and conditions on said Fund F loans prior to the issuance of Authority Revenue Bonds and recognizes that additional planning and design of the financed projects are required.

NOW, THEREFORE, THE KENTUCKY INFRASTRUCTURE AUTHORITY, ACTING BY AND THROUGH ITS BOARD OF DIRECTORS AS ITS DULY AUTHORIZED AND EMPOWERED GOVERNING BODY, DOES HEREBY RESOLVE AND ORDER, AS FOLLOWS:

Section 1. All statements of fact set forth in the preambles to this Resolution and Order are incorporated herein by reference, the same as if set forth verbatim. All such statements of fact are hereby declared to be true and accurate in all material respects.

Section 2. The Authority hereby authorizes the issuance of a conditional Federally Assisted Drinking Water Revolving Fund loan for an amount up to \$2,904,000 of project expense including capitalized interest for the construction period, to the City of London

f/b/o London Utility Commission for the London Utility Commission Water Treatment Plant Improvements project. Such amounts are subject to adjustment by further action of the Authority or may be adjusted by action of the Executive Director at the time of the issuance of bonds based on adjustment in project costs of not more than (10%) ten percent of the loan amount authorized by this resolution. Upon satisfaction of all conditions of the commitment, execution of an assistance agreement for this loan is authorized.

Section 3. The loan shall be repayable over 20 years at an interest rate of 0.25%. In addition to debt service, a 0.25% annual administration fee on the unpaid loan balance will be charged. From annual revenues, \$7,300 must be set aside in a borrower held replacement reserve each December 1 until the balance reaches \$146,000 and maintained for the life of the loan. These terms are subject to adjustment upon execution of the loan agreement, upon changes in the project conditions or determination that the project will require authority financing to be done on a taxable basis.

Section 4. This Resolution and Order shall be in full force and effect from and after its adoption at a properly held meeting of the Kentucky Infrastructure Authority this 3rd day of February, 2022.

DENNIS KEENE, CHAIR
KENTUCKY INFRASTRUCTURE AUTHORITY

ATTEST:

MARGARET F. LINK, SECRETARY
KENTUCKY INFRASTRUCTURE AUTHORITY

REVIEWED BY:

MATTHEW STEPHENS, GENERAL COUNSEL
DEPARTMENT FOR LOCAL GOVERNMENT

ANDY BESHEAR
GOVERNOR



REBECCA W. GOODMAN
SECRETARY

ENERGY AND ENVIRONMENT CABINET
DEPARTMENT FOR ENVIRONMENTAL PROTECTION

ANTHONY R. HATTON
COMMISSIONER

300 SOWER BOULEVARD
FRANKFORT, KENTUCKY 40601
TELEPHONE: 502-564-2150
TELEFAX: 502-564-4245

January 27, 2022

Sandy Williams, Executive Director
Kentucky Infrastructure Authority
100 Airport Road, 3rd Floor
Frankfort, Kentucky 40601

Re: F22-015
London Utilities Commission--2586
Activity ID: FGL20220003

Dear Mrs. Williams:

The Division of Water (DOW) hereby certifies that the London Utilities Commission is eligible to receive \$2,904,000.00 from the Drinking Water State Revolving Fund. The DOW certifies that the project scope is consistent with the scope that was used to rank the project on the Intended Use Plan-Project Priority List.

The London Utilities Commission's status relative to the Drinking Water State Revolving Fund General Conditions is provided below:

1. Project specific environmental information is expected to be submitted to DOW in March,2022.
2. Plans and specifications are expected to be submitted to DOW in May,2022.
3. Construction bids are expected to be opened in September,2022.

Upon compliance with the general conditions, the DOW will issue a final project certification prior to authorizing the loan agreement. A preconstruction and project management conference with the DOW must be held prior to commencement of construction. If you have any questions concerning this letter, please contact Amber Vaughn, Project Manager, at (502) 782-7121.

Sincerely,

 Recoverable Signature

Handwritten signature of Cary Johnson in black ink.

For:
Cary Johnson Becker
Director, Division of Water

PM/JB:av

c: Zach Creech, London Utility Commission
Susanna Cornett, Cumberland Valley ADD
Alan Robinson, PE, Eclipse Engineers, PLLC

EXECUTIVE SUMMARY		Reviewer	John Brady	
KENTUCKY INFRASTRUCTURE AUTHORITY		Date	February 3, 2022	
FUND F, FEDERALLY ASSISTED DRINKING WATER		KIA Loan Number	F22-015	
REVOLVING LOAN FUND		WRIS Number	WX21125024	
BORROWER	CITY OF LONDON F/B/O LONDON UTILITY COMMISSION LAUREL COUNTY			
BRIEF DESCRIPTION				
The City of London, for the benefit of the London Utility Commission (the Commission), is requesting a Fund F loan in the amount of \$2,904,000 for the Water Treatment Plant (WTP) Improvements project. This project will consist of various improvements to the WTP, repairs to three existing water storage tanks, and the installation of a submersible pump station. The three storage tanks that will undergo extensive repairs supply the entire distribution system. The new pump station will be located at the WTP and will allow the Commission to capture all backwash water and eliminate the need for on-site lagoons.				
PROJECT FINANCING		PROJECT BUDGET	RD Fee % Actual %	
Fund F Loan	\$2,904,000	Eng - Design / Const	7.4% 6.8% 177,000	
		Eng - Insp	5.5% 4.0% 105,000	
		Eng - Other	15,000	
		Construction	2,370,000	
		Contingency	237,000	
TOTAL	\$2,904,000	TOTAL	\$2,904,000	
REPAYMENT	Rate	0.25%	Est. Annual Payment \$156,211	
	Term	20 Years	1st Payment 6 Mo. after first draw	
PROFESSIONAL SERVICES	Engineer	Eclipse Engineers, PLLC		
	Bond Counsel	Rubin & Hays		
PROJECT SCHEDULE	Bid Opening	May-22		
	Construction Start	Aug-22		
	Construction Stop	Aug-23		
DEBT PER CUSTOMER	Existing	\$1,027		
	Proposed	\$1,183		
OTHER DEBT	See Attached			
RESIDENTIAL RATES	Current	<u>Users</u> 4,547	<u>Avg. Bill</u> \$21.62 (for 4,000 gallons)	
REGIONAL COORDINATION	This project is consistent with regional planning recommendations.			
CASHFLOW	Cash Flow Before Debt Service	Debt Service	Cash Flow After Debt Service	Coverage Ratio
Audited 2019	1,722,660	752,284	970,376	2.3
Audited 2020	2,082,875	761,561	1,321,314	2.7
Audited 2021	2,260,262	769,025	1,491,237	2.9
Projected 2022	2,302,207	761,530	1,540,677	3.0
Projected 2023	2,344,991	761,529	1,583,462	3.1
Projected 2024	2,381,331	839,636	1,541,696	2.8
Projected 2025	2,425,843	372,322	2,053,521	6.5
Projected 2026	2,471,246	372,321	2,098,925	6.6

Reviewer: John Brady
 Date: February 3, 2022
 Loan Number: F22-015

**KENTUCKY INFRASTRUCTURE AUTHORITY
 DRINKING WATER STATE REVOLVING FUND (FUND F)
 CITY OF LONDON F/B/O LONDON UTILITY COMMISSION, LAUREL COUNTY
 PROJECT REVIEW
 WX21125024**

I. PROJECT DESCRIPTION

The City of London, for the benefit of the London Utility Commission (the Commission), is requesting a Fund F loan in the amount of \$2,904,000 for the Water Treatment Plant (WTP) Improvements project. The project will consist of numerous improvements to the WTP, repairs to three existing water storage tanks, and the installation of a submersible pump station. The three storage tanks that will undergo extensive repairs supply the entire distribution system. The new pump station will be located at the WTP and will allow the Commission to capture all backwash water and eliminate the need for on-site lagoons.

The Commission currently serves over 3,300 residential customers, approximately 1,200 commercial and industrial customers, and provides wholesale service to the Wood Creek Water Association.

II. PROJECT BUDGET

	<u>Total</u>
Engineering Fees - Design	\$ 147,000
Engineering Fees - Construction	30,000
Engineering Fees - Inspection	105,000
Engineering Fees - Other	15,000
Construction	2,370,000
Contingency	237,000
Total	\$ 2,904,000

III. PROJECT FUNDING

	<u>Amount</u>	<u>%</u>
Fund F Loan	\$ 2,904,000	100%
Total	\$ 2,904,000	100%

IV. KIA DEBT SERVICE

Construction Loan	\$ 2,904,000
Less: Principal Forgiveness	0
Amortized Loan Amount	<u>\$ 2,904,000</u>
Interest Rate	0.25%
Loan Term (Years)	<u>20</u>
Estimated Annual Debt Service	\$ 148,951
Administrative Fee (0.25%)	<u>7,260</u>
Total Estimated Annual Debt Service	\$ 156,211

V. PROJECT SCHEDULE

Bid Opening	May 2022
Construction Start	August 2022
Construction Stop	August 2023

VI. CUSTOMER COMPOSITION AND RATE STRUCTURE

A) Customers

Customers	Current
Residential	3,371
Commercial	1,168
Industrial	<u>8</u>
Total	4,547

B) Rates

Water	Inside City		
	Current	Prior	Prior
Date of Last Rate Increase	<u>02/01/21</u>	02/01/20	02/01/19
Minimum (2,000 gallons)	\$13.34	\$13.16	\$12.87
Over 2,000 gallons (per 1,000)	<u>4.14</u>	4.09	4.00
Cost for 4,000 gallons	\$21.62	\$21.34	\$20.87
Increase %	1.3%	2.3%	
Affordability Index (Rate/MHI)	0.7%	0.6%	

Water	Outside City		
	Current	Prior	Prior
Date of Last Rate Increase	02/01/21	02/01/20	02/01/19
Minimum (2,000 gallons)	\$19.96	\$19.69	\$19.25
Over 2,000 gallons (per 1,000)	6.24	6.16	6.03
Cost for 4,000 gallons	\$32.44	\$32.01	\$31.31
Increase %	1.3%	2.2%	
Affordability Index (Rate/MHI)	1.0%	1.0%	

Sewer	Inside City		
	Current	Prior	Prior
Date of Last Rate Increase	02/01/21	02/01/20	02/01/19
Minimum (2,000 gallons)	\$14.26	\$14.07	\$13.76
Over 2,000 gallons (per 1,000)	7.20	7.11	6.96
Cost for 4,000 gallons	\$28.66	\$28.29	\$27.68
Increase %	1.3%	2.2%	
Affordability Index (Rate/MHI)	0.9%	0.9%	

Sewer	Outside City		
	Current	Prior	Prior
Date of Last Rate Increase	02/01/21	02/01/20	02/01/19
Minimum (2,000 gallons)	\$18.08	\$17.84	\$17.45
Over 2,000 gallons (per 1,000)	9.14	9.03	8.84
Cost for 4,000 gallons	\$36.36	\$35.90	\$35.13
Increase %	1.3%	2.2%	
Affordability Index (Rate/MHI)	1.1%	1.1%	

VII. DEMOGRAPHICS

Based on current Census data from the American Community Survey 5-Year Estimate 2015-2019, the Utility's service area population was 9,193 with a Median Household Income (MHI) of \$39,910. The median household income for the Commonwealth is \$50,589. The project will qualify for a 0.25% interest rate.

VIII. 2020 CAPITALIZATION GRANT EQUIVALENCIES

- 1) Green Project Reserve - The Drinking Water capitalization grant does not contain a "green" requirement.
- 2) Additional Subsidization – This project does not qualify for additional subsidization.

IX. FINANCIAL ANALYSIS

Financial information was obtained from the audited financial statements for the years ended June 30, 2019 through June 30, 2021. The non-cash impacts of GASB 68 – Accounting and Financial Reporting for Pensions and GASB 75 – Accounting and Financial Reporting for Other Postemployment Benefit have been removed from the operating expenses. Percentage references in the History section below are based on whole dollar amounts and not the rounded amounts presented.

HISTORY

Combined water and sewer revenues increased 17.4% from \$5.72 million in 2019 to \$6.72 million in 2021 due to rate increases for both water and sewer services. Operating expenses increased 11.5% from \$4.01 million to \$4.47 million during the same period. The debt coverage ratio was 2.3, 2.7, and 2.9 in 2019, 2020, and 2021.

The balance sheet reflects a current ratio of 4.8, a debt to equity ratio of 0.5, 63.6 days of sales in accounts receivable, and 17.5 months operating expenses in unrestricted cash.

PROJECTIONS

Projections are based on the following assumptions:

- 1) Water and sewer revenues are each projected to increase 2% in future years due to the Commission's annual CPI rate adjustment for both services.
- 2) Operating expenses are projected to increase 2% annually due to inflation.
- 3) Debt service coverage is 2.8 in 2024 when principal and interest repayments begin.

Based on the pro forma assumptions, the utility shows adequate cash flow to repay the KIA Fund F loan.

REPLACEMENT RESERVE

The replacement reserve will be 5% (\$146,000 total) of the final amount borrowed to be funded annually (\$7,300 yearly) each December 1 for 20 years and maintained for the life of the loan.

X. DEBT OBLIGATIONS

	<u>Outstanding</u>	<u>Maturity</u>
KIA Loan A02-09	\$ 1,607,999	2024
KIA Loan A14-010	<u>3,060,280</u>	2036
Total	\$ 4,668,279	

XI. CONTACTS

Legal Applicant

Entity Name	City of London f/b/o London Utility Commission
Authorized Official	Troy Rudder (Mayor)
County	Laurel
Email	troyrudder@londonky.gov
Phone	(606) 864-4169
Address	PO Box 918 London, KY 40743

Applicant Contact

Name	Zach Creech
Organization	London Utility Commission
Email	zcreech@londonutilitycommission.com
Phone	(606) 864-2103
Address	PO Box 918 London, KY 40743

Project Administrator

Name	Susanna Cornett
Organization	Cumberland Valley ADD
Email	scornett@cvadd.org
Phone	(606) 864-7391
Address	PO Box 1740 London, KY 40744

Consulting Engineer

PE Name	Alan Robinson
Firm Name	Eclipse Engineers, PLLC
Email	arobinson@eclipseengineers.net
Phone	(859) 433-9585
Address	113 W Mount Vernon St Somerset, KY 42501

XII. RECOMMENDATIONS

KIA staff recommends approval of the loan with the standard conditions.

**CITY OF LONDON F/B/O LONDON UTILITY COMMISSION
FINANCIAL SUMMARY (JUNE YEAR END)**

	<u>Audited</u> <u>2019</u>	<u>Audited</u> <u>2020</u>	<u>Audited</u> <u>2021</u>	<u>Projected</u> <u>2022</u>	<u>Projected</u> <u>2023</u>	<u>Projected</u> <u>2024</u>	<u>Projected</u> <u>2025</u>	<u>Projected</u> <u>2026</u>
Balance Sheet								
Assets								
Current Assets	7,674,464	8,480,803	8,423,348	8,754,394	9,094,387	9,426,526	9,861,530	10,306,115
Other Assets	28,513,452	27,667,011	27,429,660	26,771,866	26,075,699	28,257,420	27,944,600	27,668,104
Total	36,187,916	36,147,814	35,853,008	35,526,260	35,170,086	37,683,946	37,806,131	37,974,220
Liabilities & Equity								
Current Liabilities	1,725,526	1,881,904	1,746,441	1,765,608	1,785,146	1,403,367	1,418,054	1,433,053
Long Term Liabilities	10,025,755	9,957,451	9,812,607	9,081,652	8,343,859	10,904,745	10,560,144	10,214,044
Total Liabilities	11,751,281	11,839,355	11,559,048	10,847,260	10,129,005	12,308,112	11,978,198	11,647,097
Net Assets	24,436,635	24,308,459	24,293,960	24,679,000	25,041,081	25,375,834	25,827,933	26,327,123
Cash Flow								
Revenues	5,722,183	6,624,771	6,715,791	6,847,133	6,981,102	7,117,750	7,257,131	7,399,300
Operating Expenses	4,009,675	4,564,458	4,469,841	4,559,238	4,650,423	4,750,731	4,845,600	4,942,366
Other Income	10,152	22,562	14,312	14,312	14,312	14,312	14,312	14,312
Cash Flow Before Debt Service	1,722,660	2,082,875	2,260,262	2,302,207	2,344,991	2,381,331	2,425,843	2,471,246
Debt Service								
Existing Debt Service	752,284	761,561	769,025	761,530	761,529	761,530	216,111	216,110
Proposed KIA Loan	0	0	0	0	0	78,106	156,211	156,211
Total Debt Service	752,284	761,561	769,025	761,530	761,529	839,636	372,322	372,321
Cash Flow After Debt Service	970,376	1,321,314	1,491,237	1,540,677	1,583,462	1,541,696	2,053,521	2,098,925
Ratios								
Current Ratio	4.4	4.5	4.8	5.0	5.1	6.7	7.0	7.2
Debt to Equity	0.5	0.5	0.5	0.4	0.4	0.5	0.5	0.4
Days Sales in Accounts Receivable	52.9	61.1	63.6	63.6	63.6	63.6	63.6	63.6
Months Operating Expenses in Unrestricted Cash	18.4	17.4	17.5	18.0	18.4	18.9	19.5	20.2
Debt Coverage Ratio	2.3	2.7	2.9	3.0	3.1	2.8	6.5	6.6

**A
T
T
A
C
H
M
E
N
T**

I.B.6.

Page Left Blank
for 2 Sided Printing

A RESOLUTION AND ORDER OF THE BOARD OF DIRECTORS OF THE KENTUCKY INFRASTRUCTURE AUTHORITY AUTHORIZING ISSUANCE OF A CONDITIONAL COMMITMENT FOR A FEDERALLY ASSISTED DRINKING WATER REVOLVING FUND LOAN (F22-017) FOR AN AMOUNT UP TO \$1,193,000 TO THE KNOX COUNTY UTILITY COMMISSION, KNOX COUNTY, KENTUCKY

WHEREAS, the Kentucky Infrastructure Authority (the "Authority") has been duly created as a body corporate and politic constituting a public corporation and a governmental agency of the Commonwealth of Kentucky pursuant to Chapter 224A of the Kentucky Revised Statutes (the "Act"); and

WHEREAS, pursuant to the Act, the Authority is duly and legally authorized to make loans to Governmental Agencies for the purpose of providing funds for the construction and acquisition of sanitary sewer facilities, water facilities or other types of infrastructure, and in that regard, to enter into Assistance Agreements with such Governmental Agencies governing the provisions in respect of which such loans are to be made, the amounts thereof and the repayment provisions in respect thereto; and

WHEREAS, the Authority anticipates entering into an Assistance Agreement for a loan from the Authority's Federally Assisted Drinking Water Revolving Loan Program (Fund F) with the Knox County Utility Commission, subject to final determination of amount when the factors involving such financing have been determined; and

WHEREAS, the Authority will, in the near future, authorize and issue a series of Infrastructure Authority Revenue Bonds for the purpose of funding loans to various governmental agencies, such series of Bonds to be known as Kentucky Infrastructure Authority Revenue Bonds with the appropriate Series designation; and

WHEREAS, the Authority wishes to establish terms and conditions on said Fund F loans prior to the issuance of Authority Revenue Bonds and recognizes that additional planning and design of the financed projects are required.

NOW, THEREFORE, THE KENTUCKY INFRASTRUCTURE AUTHORITY, ACTING BY AND THROUGH ITS BOARD OF DIRECTORS AS ITS DULY AUTHORIZED AND EMPOWERED GOVERNING BODY, DOES HEREBY RESOLVE AND ORDER, AS FOLLOWS:

Section 1. All statements of fact set forth in the preambles to this Resolution and Order are incorporated herein by reference, the same as if set forth verbatim. All such statements of fact are hereby declared to be true and accurate in all material respects.

Section 2. The Authority hereby authorizes the issuance of a conditional Federally Assisted Drinking Water Revolving Fund loan for an amount up to \$1,193,000 of project expense including capitalized interest for the construction period, to the Knox County Utility Commission for the Barbourville Connection KY 225 project. Such amounts are

subject to adjustment by further action of the Authority or may be adjusted by action of the Executive Director at the time of the issuance of bonds based on adjustment in project costs of not more than (10%) ten percent of the loan amount authorized by this resolution. Upon satisfaction of all conditions of the commitment, execution of an assistance agreement for this loan is authorized.

Section 3. Principal forgiveness of 50% of the assistance amount, not to exceed \$596,500 will be credited to the loan balance upon release of liens on all contracts and disbursement of the final draw request by KIA to the borrower. The unforgiven principal balance of \$596,500 shall be repaid.

Section 4. The unforgiven principal shall be repayable over 20 years at an interest rate of 0.25%. In addition to debt service, a 0.25% annual administration fee on the unpaid, unforgiven principal balance will be charged. From annual revenues, \$3,000 must be set aside in a borrower held replacement reserve each December 1 until the balance reaches \$60,000 and maintained for the life of the loan. These terms are subject to adjustment upon execution of the loan agreement, upon changes in the project conditions or determination that the project will require authority financing to be done on a taxable basis.

Section 5. This Resolution and Order shall be in full force and effect from and after its adoption at a properly held meeting of the Kentucky Infrastructure Authority this 3rd day of February, 2022.

DENNIS KEENE, CHAIR
KENTUCKY INFRASTRUCTURE AUTHORITY

ATTEST:

MARGARET F. LINK, SECRETARY
KENTUCKY INFRASTRUCTURE AUTHORITY

REVIEWED BY:

MATTHEW STEPHENS, GENERAL COUNSEL
DEPARTMENT FOR LOCAL GOVERNMENT

ANDY BESHEAR
GOVERNOR



REBECCA W. GOODMAN
SECRETARY

ENERGY AND ENVIRONMENT CABINET
DEPARTMENT FOR ENVIRONMENTAL PROTECTION

ANTHONY R. HATTON
COMMISSIONER

300 SOWER BOULEVARD
FRANKFORT, KENTUCKY 40601
TELEPHONE: 502-564-2150
TELEFAX: 502-564-4245

January 24, 2022

Sandy Williams, Executive Director
Kentucky Infrastructure Authority
100 Airport Road, 3rd Floor
Frankfort, Kentucky 40601

Re: F22-017 – Knox County Utility Commission
Knox Co Utilities--2538
Activity ID: FGL20220007

Dear Mrs. Williams:

The Division of Water (DOW) hereby certifies that the Knox Co Utility Commission is eligible to receive \$1,193,000 from the Drinking Water State Revolving Fund. The DOW certifies that the project scope is consistent with the scope that was used to rank the project on the FY 2022 Intended Use Plan-Project Priority List.

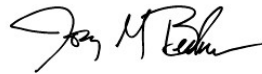
The Knox Co Utility Commission's status relative to the Drinking Water State Revolving Fund General Conditions is provided below:

1. Project specific environmental information is expected to be submitted to DOW in April 2022.
2. Plans and specifications are expected to be submitted to DOW in May 2022.
3. Construction bids are expected to be opened in August 2022.

Upon compliance with the general conditions, the DOW will issue a final project certification prior to authorizing the loan agreement. A preconstruction and project management conference with the DOW must be held prior to commencement of construction. If you have any questions concerning this letter, please contact William Averell, Project Manager, at (502) 782- 6882.

Sincerely,

 Recoverable Signature



For:
Carey Johnson
Director, Division of Water

PM/JB: wa

c: Marshall Ramey, Superintendent,
Knox County Utility Commission

Kenneth D. Taylor, P. E.
Kenvirons, Inc.

EXECUTIVE SUMMARY		Reviewer	Alex Fisher	
KENTUCKY INFRASTRUCTURE AUTHORITY		Date	February 3, 2022	
FUND F, FEDERALLY ASSISTED DRINKING WATER		KIA Loan Number	F22-017	
REVOLVING LOAN FUND		WRIS Number	WX21121012	
BORROWER	KNOX COUNTY UTILITY COMMISSION KNOX COUNTY			
BRIEF DESCRIPTION				
The Knox County Utility Commission is requesting a Fund F loan in the amount of \$1,193,000 for the Barbourville Connection – KY 225 project. This project will lay about 15,000 LF of 8” main, add a booster station, valves and telemetry.				
PROJECT FINANCING		PROJECT BUDGET		
Fund F Loan	\$1,193,000	RD Fee %	Actual %	
Cleaner Water Grant	1,143,832			
				Administrative Expenses \$32,500
				Legal Expenses 7,500
				Planning 5,000
		Eng - Design / Const 7.6%	7.1%	144,855
		Eng - Insp 4.6%	4.3%	87,875
		Eng - Other		24,102
		Construction		1,850,000
		Contingency		185,000
TOTAL	\$2,336,832	TOTAL		\$2,336,832
REPAYMENT	Rate	0.25%	Est. Annual Payment	\$32,087
	Term	20 Years	1st Payment	6 Mo. after first draw
PROFESSIONAL SERVICES	Engineer	Kenvirons, Inc.		
	Bond Counsel	Rubin & Hays		
PROJECT SCHEDULE	Bid Opening	May-22		
	Construction Start	Jul-22		
	Construction Stop	Feb-23		
DEBT PER CUSTOMER	Existing	\$688		
	Proposed	\$787		
OTHER DEBT	See Attached			
RESIDENTIAL RATES	Current	Users	Avg. Bill	
		2,886	\$46.03	(for 4,000 gallons)
REGIONAL COORDINATION	This project is consistent with regional planning recommendations.			
CASHFLOW	Cash Flow Before Debt Service	Debt Service	Cash Flow After Debt Service	Coverage Ratio
Audited 2018	192,013	157,275	34,738	1.2
Audited 2019	153,941	155,402	(1,461)	1.0
Audited 2020	236,937	158,526	78,411	1.5
Projected 2021	211,799	156,263	55,536	1.4
Projected 2022	186,158	158,338	27,820	1.2
Projected 2023	200,139	171,294	28,846	1.2
Projected 2024	203,081	189,250	13,831	1.1
Projected 2025	206,083	191,000	15,083	1.1

Reviewer: Alex Fisher
 Date: February 3, 2022
 Loan Number: F22-017

**KENTUCKY INFRASTRUCTURE AUTHORITY
 DRINKING WATER STATE REVOLVING FUND (FUND F)
 KNOX COUNTY UTILITY COMMISSION, KNOX COUNTY
 PROJECT REVIEW
 WX21121012**

I. PROJECT DESCRIPTION

The Knox County Utility Commission is requesting a Fund F loan in the amount of \$1,193,000 for the Barbourville Connection – KY 225 project. This project will lay about 15,000 LF of 8” main, add a booster station, valves and telemetry.

The project will address additional old 4” and 6” mains with push-on joint PVC and asbestos cement by installing the 8” lines. A 4” master meter pit and additional gate and air release valves will be included in this project.

Currently the Knox County Utility Commission serves 2,778 residential and over 100 commercial and industrial customers.

II. PROJECT BUDGET

	<u>Total</u>
Administrative Expenses	\$ 32,500
Legal Expenses	7,500
Planning	5,000
Engineering Fees - Design	115,884
Engineering Fees - Construction	28,971
Engineering Fees - Inspection	87,875
Engineering Fees - Other	24,102
Construction	1,850,000
Contingency	185,000
Total	\$ 2,336,832

III. PROJECT FUNDING

	<u>Amount</u>	<u>%</u>
Fund F Loan	\$ 1,193,000	51%
Cleaner Water Grant	1,143,832	49%
Total	\$ 2,336,832	100%

IV. KIA DEBT SERVICE

Construction Loan	\$ 1,193,000
Less: Principal Forgiveness	596,500
Amortized Loan Amount	\$ 596,500
Interest Rate	0.25%
Loan Term (Years)	20
Estimated Annual Debt Service	\$ 30,595
Administrative Fee (0.25%)	1,491
Total Estimated Annual Debt Service	\$ 32,087

V. PROJECT SCHEDULE

Bid Opening	May 2022
Construction Start	July 2022
Construction Stop	February 2023

VI. CUSTOMER COMPOSITION AND RATE STRUCTURE

A) Customers

Customers	Current
Residential	2,778
Commercial	53
Other	55
Total	2,886

B) Rates

Water	Current	Prior
Date of Last Rate Increase	07/22/20	09/16/15
Minimum (1,000 gallons)	\$21.07	\$18.68
Per 1,000 Gallons	8.32	7.38
Cost for 4,000 gallons	\$46.03	\$40.82
Increase %	12.8%	
Affordability Index (Rate/MHI)	2.5%	

VII. DEMOGRAPHICS

Based on current Census data from the American Community Survey 5-Year Estimate 2015-2019, the Utility's service area population was 7,853 with a Median Household Income (MHI) of \$22,335. The median household income for the Commonwealth is \$50,589. The project will qualify for a 0.25% interest rate.

VIII. 2020 CAPITALIZATION GRANT EQUIVALENCIES

- 1) Green Project Reserve - The Drinking Water capitalization grant does not contain a “green” requirement.
- 2) Additional Subsidization – This project qualifies for additional subsidization. Principal forgiveness of 50% of the assistance amount, not to exceed \$596,500 will be credited to the loan balance upon release of liens on all contracts and disbursement of the final draw request by KIA to the borrower.

IX. FINANCIAL ANALYSIS

Financial information was obtained from the audited financial statements for the years ended June 30, 2018 through June 30, 2020. The non-cash impacts of GASB 68 – Accounting and Financial Reporting for Pensions and GASB 75 – Accounting and Financial Reporting for Other Postemployment Benefit have been removed from the operating expenses. Percentage references in the History section below are based on whole dollar amounts and not the rounded amounts presented.

HISTORY

Water and sewer revenues increased 2% from \$1.45 million in 2018 to \$1.49 in 2020 while operating expenses decreased 1% from \$1.27 million to \$1.26 million during the same period. Consolidated cash flow before debt service averaged \$194,297 in the 3 audited years. The debt coverage ratio was 1.2, 1.0, and 1.5 in 2018, 2019, and 2020 respectively.

The balance sheet reflects a current ratio of 4.4, a debt to equity ratio of 0.7, 74.7 days of sales in accounts receivable, and 6.6 months of operating expenses in unrestricted cash.

PROJECTIONS

Projections are based on the following assumptions:

- 1) Water revenues will need rate increases of 3% in Fiscal Year (FY) 2023, and 2% each for FY 2024 and FY 2025 to maintain the 1.1 debt coverage ratio.
- 2) The Cleaner Water Grant will contribute 49% to this project budget equaling \$1,143,832.
- 3) The Knox County Utility Commission receives Public Service Commission approval documentation.
- 4) Expenses will increase 2% due to inflation.
- 5) Debt service coverage is 1.2 in 2023 when principal and interest repayments begin.

Based on the pro forma assumptions, the utility shows adequate cash flow to repay the KIA Fund F loan.

The Knox County Utility Commission is regulated by the Public Service Commission and will need to apply to the Public Service Commission (PSC), pursuant to KRS 278.300, for debt authorization for the \$1.193 million loan and District must receive a Certificate of Public Convenience and Necessity (CPCN), pursuant to KRS 278.020.

REPLACEMENT RESERVE

The replacement reserve will be 5% (\$60,000 total) of the final amount borrowed (prior to principal forgiveness) to be funded annually (\$3,000 yearly) each December 1 for 20 years and maintained for the life of the loan.

X. DEBT OBLIGATIONS

	<u>Outstanding</u>	<u>Maturity</u>
Ky RWF Corp	\$ 1,985,000	2039
Total	\$ 1,985,000	

XI. CONTACTS

Legal Applicant	
Entity Name	Knox County Utility Commission
Authorized Official	Sam Watts (Chairman)
County	Knox
Email	knoxcouility@aol.com
Phone	(606) 627-0090
Address	PO Box 1630 Barbourville , KY 40906

Applicant Contact	
Name	Marshall Ramey
Organization	Knox County Utility Commission
Email	knoxcouility@aol.com
Phone	(606) 546-5300
Address	1905 KY 930 Barbourville, KY 40906

Project Administrator

Name	Michelle Stewart
Organization	Knox County Utility Commission
Email	knoxcouility@aol.com
Phone	(606) 546-5300
Address	1905 KY 930 Barbourville, KY 40906

Consulting Engineer

PE Name	Kenneth Dale Taylor
Firm Name	Kenvirons, Inc.
Email	ktaylor@kenvirons.com
Phone	(502) 695-4357
Address	770 Wilkinson Blvd. Frankfort, KY 40601

XII. RECOMMENDATIONS

KIA staff recommends approval of the loan with the standard conditions and the following special condition.

- By March 31st, 2022, the Knox Count Utility Commission will need a resolution from the Knox County Commission Board, demonstrating their intentions to increase revenues as necessary and authorized by the Public Service Commission (PSC) to meet the loan requirements over the life of the loan. KIA Staff review indicates that revenues would need to be increase by \$43,100, which equates approximately to rates increasing by 3% in Fiscal Year 2023, to meet expenses and debt service in the first full year of debt service in 2024. In addition to the 3% in FY 2023, KIA indicates that 2% each year in FY 2024 and FY 2025 will be needed to maintain the 1.1 debt coverage ratio.

**KNOX COUNTY UTILITY COMMISSION
FINANCIAL SUMMARY (DECEMBER YEAR END)**

	<u>Audited</u> <u>2018</u>	<u>Audited</u> <u>2019</u>	<u>Audited</u> <u>2020</u>	<u>Projected</u> <u>2021</u>	<u>Projected</u> <u>2022</u>	<u>Projected</u> <u>2023</u>	<u>Projected</u> <u>2024</u>	<u>Projected</u> <u>2025</u>
Balance Sheet								
Assets								
Current Assets	1,154,064	1,000,547	1,033,772	1,090,831	1,118,651	1,156,297	1,176,228	1,197,511
Other Assets	7,671,042	7,828,514	7,619,571	7,373,893	9,461,984	9,157,822	8,853,660	8,549,498
Total	8,825,106	8,829,061	8,653,343	8,464,724	10,580,635	10,314,119	10,029,888	9,747,009
Liabilities & Equity								
Current Liabilities	197,725	231,933	235,321	241,233	271,958	277,858	283,858	289,858
Long Term Liabilities	3,202,743	3,355,121	3,421,077	3,337,413	3,809,088	3,679,263	3,544,438	3,404,613
Total Liabilities	3,400,468	3,587,054	3,656,398	3,578,646	4,081,046	3,957,121	3,828,296	3,694,471
Net Assets	5,424,638	5,242,007	4,996,945	4,886,078	6,499,589	6,356,998	6,201,592	6,052,538
Cash Flow								
Revenues	1,454,617	1,466,635	1,489,347	1,489,347	1,489,347	1,532,482	1,562,101	1,592,313
Operating Expenses	1,268,855	1,318,105	1,256,899	1,282,037	1,307,678	1,336,832	1,363,509	1,390,719
Other Income	6,251	5,411	4,489	4,489	4,489	4,489	4,489	4,489
Cash Flow Before Debt Service	192,013	153,941	236,937	211,799	186,158	200,139	203,081	206,083
Debt Service								
Existing Debt Service	157,275	155,402	158,526	156,263	158,338	155,250	157,163	158,913
Proposed KIA Loan	0	0	0	0	0	16,044	32,087	32,087
Total Debt Service	157,275	155,402	158,526	156,263	158,338	171,294	189,250	191,000
Cash Flow After Debt Service	34,738	(1,461)	78,411	55,536	27,820	28,846	13,831	15,083
Ratios								
Current Ratio	5.8	4.3	4.4	4.5	4.1	4.2	4.1	4.1
Debt to Equity	0.6	0.7	0.7	0.7	0.6	0.6	0.6	0.6
Days Sales in Accounts Receivable	46.1	49.0	74.7	74.7	74.7	74.7	74.7	74.7
Months Operating Expenses in Unrestricted Cash	8.9	6.9	6.6	7.0	7.1	7.3	7.2	7.2
Debt Coverage Ratio	1.2	1.0	1.5	1.4	1.2	1.2	1.1	1.1

**A
T
T
A
C
H
M
E
N
T**

I.B.7.

Page Left Blank
for 2 Sided Printing

**A RESOLUTION OF THE KENTUCKY INFRASTRUCTURE AUTHORITY
AUTHORIZING AND APPROVING THE ISSUANCE OF OBLIGATIONS OF
THE KENTUCKY INFRASTRUCTURE AUTHORITY TO REIMBURSE
CAPITAL EXPENDITURES MADE BY GOVERNMENTAL AGENCIES
PURSUANT TO LOANS MADE BY THE KENTUCKY INFRASTRUCTURE
AUTHORITY TO SUCH GOVERNMENTAL AGENCIES**

WHEREAS, the Board of Directors of the Kentucky Infrastructure Authority (the "Authority") has heretofore approved the undertaking of the projects described in further detail in Exhibit A (collectively, the "Project"); and

WHEREAS, the Authority anticipates making loans to governmental agencies pursuant to the provisions of Chapter 224A of the Kentucky Revised Statutes (the "Act") for the Project and the governmental agencies may be expected to pay and/or incur costs with respect to the Project ("Prior Capital Expenditures") on or after the date of this resolution and prior to the issuance of the obligations (the "Obligations") which will finance the Project.

NOW, THEREFORE BE IT RESOLVED by the Board of Directors of the Kentucky Infrastructure Authority as follows:

Section 1. The Board of Directors hereby approves the use of the Obligations to finance the costs of the Project in the maximum principal amount set forth in Exhibit A plus costs of issuance related thereto and amounts required to fund a debt service reserve, if any, and declares its intent that any Prior Capital Expenditures made by the governmental agencies pursuant to loans made by the Authority will be made in anticipation of the issuance of such Obligations to reimburse said Prior Capital Expenditures. This declaration is made pursuant to Treas. Reg. §1.150-2.

Section 2. The Executive Director and Treasurer of the Authority are hereby authorized and directed to reimburse, not later than eighteen months after the later of (i) the date of the expenditure or (ii) the date the item was placed in service, but in any event not later than three years after the original expenditure, only those Prior Capital Expenditures made with respect to assets having a reasonably expected economic life of at least one year, and in addition, eligible preliminary expenditures paid and incurred prior to commencement of the Project.

Section 3. The Authority finds and determines that, consistent with the Authority's budgetary and financial circumstances, it does not have funds currently available and does not expect to have funds available in the future that may be allocated on a long-term basis, other than the proceeds of the Obligations, to finance the Prior Capital Expenditures.

Section 4. The Authority hereby directs the Executive Director, Secretary, and Treasurer to take the following action at the time the Prior Capital Expenditures are reimbursed from proceeds of the Obligations: (i) evidence the reimbursement on the books and records maintained with respect to the Obligations, and (ii) identify either the actual prior expenditure to be reimbursed or, in the case of reimbursement of a fund or account, the fund or account from which the expenditure was paid.

Section 5. The books, records and proceedings of the Authority with respect to this resolution shall be made reasonably available by the Authority for its inspection by the general public at the Authority's administrative office every business day during normal business hours commencing no later than 30 days after the passage of this resolution. Said books, record and proceedings of the Authority with respect to this resolution will continue to be reasonably available to the general public until the date of issuance of the Obligations.

Section 6. This Resolution shall be in full force and effect from and after its adoption. Passed and adopted this 3rd day of February, 2022.

SANDY WILLIAMS, EXECUTIVE DIRECTOR
KENTUCKY INFRASTRUCTURE AUTHORITY

ATTEST:

MARGARET F. LINK, SECRETARY
KENTUCKY INFRASTRUCTURE AUTHORITY

REVIEWED BY:

MATTHEW STEPHENS, GENERAL COUNSEL
DEPARTMENT FOR LOCAL GOVERNMENT

EXHIBIT A

<u>APPLICANT</u>	<u>LOAN#</u>	<u>AMOUNT</u>	<u>LOAN TOTAL</u>
City of Catlettsburg	B22-001	\$ 499,853.09	\$ 499,853.09
City of Morehead F/B/O Morehead Utility Plant Board (Increase)	F19-002	\$ 16,570,000	\$ 44,998,000
Grayson County Water District	F22-002	\$ 7,231,000	\$ 7,231,000
City of Whitesburg	F22-011	\$ 1,660,000	\$ 1,660,000
City of London F/B/O London Utility Commission	F22-015	\$ 2,904,000	\$ 2,904,000
Knox County Utility Commission	F22-017	\$ 1,193,000	\$ 1,193,000

Page Left Blank
for 2 Sided Printing

FUNDS A, A2, B, B1, B2, C, F, F2

**KENTUCKY INFRASTRUCTURE AUTHORITY
FEDERALLY ASSISTED WASTEWATER REVOLVING LOAN FUND ---- (FUND A)**

AVAILABLE FUNDS FFY 1989:

FEDERAL TITLE VI GRANT FUNDS	\$33,237,382
UNUSED TITLE II GRANT FUNDS	\$5,873,998
BOND PROCEEDS (20%)	\$7,822,276
ADMINISTRATION (4%)	(\$1,564,455)
NET 89 SRF FUNDS	\$45,369,201

AVAILABLE FUNDS FFY 1990:

FEDERAL TITLE VI GRANT FUNDS	\$17,798,449
BOND PROCEEDS (20%)	\$3,559,690
ADMINISTRATION (4%)	(\$711,938)
NET 90 SRF FUNDS	\$20,646,201

AVAILABLE FUNDS FFY 1991:

FEDERAL TITLE VI GRANT FUNDS	\$31,258,282
BOND PROCEEDS (20%)	\$6,251,656
ADMINISTRATION (4%)	(\$1,250,331)
NET 91 SRF FUNDS	\$36,259,607

AVAILABLE FUNDS FFY 1992:

FEDERAL TITLE VI GRANT FUNDS	\$25,429,111
BOND PROCEEDS (20%)	\$5,085,822
ADMINISTRATION (4%)	(\$1,017,164)
NET 92 SRF FUNDS	\$29,497,769

AVAILABLE FUNDS FFY 1993:

FEDERAL TITLE VI GRANT FUNDS	\$24,462,603
BOND PROCEEDS (20%)	\$4,892,521
ADMINISTRATION (4%)	(\$978,504)
NET 93 SRF FUNDS	\$28,376,620

AVAILABLE FUNDS FFY 1994:

FEDERAL TITLE VI GRANT FUNDS	\$15,178,779
BOND PROCEEDS (20%)	\$3,035,756
ADMINISTRATION (4%)	(\$607,151)
NET 94 SRF FUNDS	\$17,607,384

AVAILABLE FUNDS FFY 1995:

FEDERAL TITLE VI GRANT FUNDS	\$15,676,353
BOND PROCEEDS (20%)	\$3,135,271
ADMINISTRATION (4%)	(\$627,054)
NET 95 SRF FUNDS	\$18,184,570

AVAILABLE FUNDS FFY 1996:

FEDERAL TITLE VI GRANT FUNDS	\$25,678,432
BOND PROCEEDS (20%)	\$5,135,686
ADMINISTRATION (4%)	(\$1,027,137)
NET 96 SRF FUNDS	\$29,786,981

ADDITIONAL FUNDS FFY 1997:

FEDERAL TITLE VI GRANT FUNDS	\$7,912,200
BOND PROCEEDS (20%)	\$1,582,440
ADMINISTRATION (4%)	(\$316,488)
NET ADD'L 97 SRF FUNDS	\$9,178,152

AVAILABLE FUNDS FFY 1998:

FEDERAL TITLE VI GRANT FUNDS	\$17,138,187
BOND PROCEEDS (20%)	\$3,427,637
ADMINISTRATION (4%)	(\$685,527)
NET 98 SRF FUNDS	\$19,880,297

AVAILABLE FUNDS FFY 1999:

FEDERAL TITLE VI GRANT FUNDS	\$17,139,573
BOND PROCEEDS (20%)	\$3,427,914
ADMINISTRATION (4%)	(\$685,582)
NET 98 SRF FUNDS	\$19,881,905

AVAILABLE FUNDS FFY 2000:

FEDERAL TITLE VI GRANT FUNDS	\$17,081,460
BOND PROCEEDS (20%)	\$3,416,292
ADMINISTRATION (4%)	(\$683,258)
NET 00 SRF FUNDS	\$19,814,494

AVAILABLE FUNDS FFY 2001:

FEDERAL TITLE VI GRANT FUNDS	\$16,929,594
BOND PROCEEDS (20%)	\$3,385,919
ADMINISTRATION (4%)	(\$677,184)
NET 01 SRF FUNDS	\$19,638,329

AVAILABLE FUNDS FFY 2002:

AVAILABLE FUNDS FFY2006:

FEDERAL TITLE VI GRANT FUNDS	\$11,145,123
BOND PROCEEDS (20%)	\$2,229,025
ADMINISTRATION (4%)	(\$445,804)
NET 06 SRF FUNDS	\$12,928,344

AVAILABLE FUNDS FFY2007:

FEDERAL TITLE VI GRANT FUNDS	\$13,621,905
BOND PROCEEDS (20%)	\$2,724,381
ADMINISTRATION (4%)	(\$544,876)
NET 07 SRF FUNDS	\$15,801,410

AVAILABLE FUNDS FFY2008:

FEDERAL TITLE VI GRANT FUNDS	\$8,648,100
BOND PROCEEDS (20%)	\$1,729,620
ADMINISTRATION (4%)	(\$345,924)
NET 08 SRF FUNDS	\$10,031,796

AVAILABLE FUNDS FFY2009:

FEDERAL TITLE VI GRANT FUNDS	\$8,648,100
BOND PROCEEDS (20%)	\$1,729,620
ADMINISTRATION (4%)	(\$345,924)
NET 09 SRF FUNDS	\$10,031,796

AVAILABLE FUNDS FFY2010:

FEDERAL TITLE VI GRANT FUNDS	\$25,932,000
BOND PROCEEDS (20%)	\$5,186,400
ADMINISTRATION (4%)	(\$1,037,280)
NET 10 SRF FUNDS	\$30,081,120

AVAILABLE FUNDS FFY2011:

FEDERAL TITLE VI GRANT FUNDS	\$18,794,000
BOND PROCEEDS (20%)	\$3,758,800
ADMINISTRATION (4%)	(\$751,760)
NET 11 SRF FUNDS	\$21,801,040

AVAILABLE FUNDS FFY2012:

FEDERAL TITLE VI GRANT FUNDS	\$17,987,000
BOND PROCEEDS (20%)	\$3,597,400
ADMINISTRATION (4%)	(\$719,480)
NET 12 SRF FUNDS	\$20,864,920

AVAILABLE FUNDS FFY2013:

FEDERAL TITLE VI GRANT FUNDS	\$16,992,000
BOND PROCEEDS (20%)	\$3,398,400
ADMINISTRATION (4%)	(\$679,680)
NET 13 SRF FUNDS	\$19,710,720

AVAILABLE FUNDS FFY2014:

FEDERAL TITLE VI GRANT FUNDS	\$17,845,000
BOND PROCEEDS (20%)	\$3,569,000
ADMINISTRATION (4%)	(\$713,800)
NET 14 SRF FUNDS	\$20,700,200

AVAILABLE FUNDS FFY2015:

FEDERAL TITLE VI GRANT FUNDS	\$17,754,000
BOND PROCEEDS (20%)	\$3,550,800
ADMINISTRATION (4%)	(\$710,160)
NET 15 SRF FUNDS	\$20,594,640

AVAILABLE FUNDS FFY2016:

FEDERAL TITLE VI GRANT FUNDS	\$17,005,000
BOND PROCEEDS (20%)	\$3,401,000
ADMINISTRATION (4%)	(\$680,200)
NET 16 SRF FUNDS	\$19,725,800

AVAILABLE FUNDS FFY2017:

FEDERAL TITLE VI GRANT FUNDS	\$16,874,000
BOND PROCEEDS (20%)	\$3,374,800
ADMINISTRATION (4%)	(\$674,960)
NET 17 SRF FUNDS	\$19,573,840

AVAILABLE FUNDS FFY2018:

FEDERAL TITLE VI GRANT FUNDS	\$20,428,000
BOND PROCEEDS (20%)	\$4,085,600
ADMINISTRATION (4%)	(\$817,120)
NET 18 SRF FUNDS	\$23,696,480

AVAILABLE FUNDS FFY2019:

FEDERAL TITLE VI GRANT FUNDS	\$16,967,313
BOND PROCEEDS (20%)	\$3,393,463
ADMINISTRATION (4%)	(\$678,692)
NET 02 SRF FUNDS	<u>\$19,682,084</u>

AVAILABLE FUNDS FFY2003:

FEDERAL TITLE VI GRANT FUNDS	\$16,857,027
BOND PROCEEDS (20%)	\$3,371,405
ADMINISTRATION (4%)	(\$674,281)
NET 03 SRF FUNDS	<u>\$19,554,151</u>

AVAILABLE FUNDS FFY2004:

FEDERAL TITLE VI GRANT FUNDS	\$16,867,224
BOND PROCEEDS (20%)	\$3,373,445
ADMINISTRATION (4%)	(\$674,688)
NET 04 SRF FUNDS	<u>\$19,565,981</u>

AVAILABLE FUNDS FFY2005:

FEDERAL TITLE VI GRANT FUNDS	\$13,714,668
BOND PROCEEDS (20%)	\$2,742,934
ADMINISTRATION (4%)	(\$548,586)
NET 05 SRF FUNDS	<u>\$15,909,016</u>

FEDERAL TITLE VI GRANT FUNDS	\$20,223,000
BOND PROCEEDS (20%)	\$4,044,600
ADMINISTRATION (4%)	(\$808,920)
NET 19 SRF FUNDS	<u>\$23,458,680</u>

AVAILABLE FUNDS FFY2020:

FEDERAL TITLE VI GRANT FUNDS	\$20,225,000
BOND PROCEEDS (20%)	\$4,045,000
ADMINISTRATION (4%)	(\$809,000)
NET 20 SRF FUNDS	<u>\$23,461,000</u>

ACCUMULATED SRF FUNDS \$681,294,528

CURRENT REVOLV/SURPL FUND BAL \$171,129,887

LEVERAGE FUND BALANCE \$0

TOTAL PROJECT AMOUNT	KIA LOAN AMOUNT	DATE APPROVED
----------------------	-----------------	---------------

PROJECTS APPROVED IN SFY 1989:

1 PIKEVILLE, CITY OF (1)	\$3,047,285	\$3,199,217 (c)	05-03-89	(AMD. 11-19-90 & 9-16-91)
2 MANCHESTER, CITY OF	\$4,451,803	\$2,209,119 (c)	5-03-89	
3 JENKINS, CITY OF	\$2,724,307	\$1,654,780 (c)	5-03-89	
TOTALS	<u>\$10,223,395</u>	<u>\$7,063,116</u>		

4 MT. WASHINGTON, CITY OF	\$1,957,322	\$908,187 (c)	8-07-89	
5 MAYFIELD, CITY OF	\$4,067,194	\$3,425,343 (c)	8-07-89	(AMD. 8-16-90)
6 DANVILLE, CITY OF	\$634,900	\$418,055 (c)	8-07-89; 70/7/04	Assumed from Perryville
7 JACKSON, CITY OF (1)	\$3,241,350	\$1,606,068 (c)	9-27-89	(AMD. 11-12-92)
8 SOUTH SHORE, CITY OF	\$2,982,085	\$2,031,315 (c)	12-13-89	(AMD. 6-20-91)
TOTALS	<u>\$12,882,851</u>	<u>\$8,388,968</u>		

PROJECTS APPROVED IN SFY 1991:

9 LEWISBURG, CITY OF	\$751,974	\$667,388 (c)	8-16-90	
10 PROVIDENCE, CITY OF (1)	\$3,803,625	\$2,828,680 (c)	8-16-90	
11 PROVIDENCE, CITY OF (2)	\$820,069	\$820,069 (c)	8-16-90	
12 CAMPTON, CITY OF	\$669,615	\$367,641 (c)	8-16-90	(AMD. 11-19-90)
13 BOWLING GREEN, CITY OF (1)	\$9,459,163	\$6,570,011 (c)	11-19-90	
14 BOWLING GREEN, CITY OF (2)	\$2,616,756	\$2,616,756 (c)	11-19-90	
15 ELIZABETHTOWN, CITY OF	\$9,851,000	\$9,226,158 (c)	1-31-91	
16 PINEVILLE, CITY OF (1)	\$3,169,900	\$2,293,544 (c)	3-28-91	(AMD. 11-12-92 & 12-1-93)
17 BUTLER, CITY OF	\$373,850	\$187,950 (c)	3-28-91	
18 LONDON, CITY OF	\$7,148,495	\$6,305,753 (c)	6-20-91	
TOTALS	<u>\$38,664,447</u>	<u>\$31,883,950</u>		

PROJECTS APPROVED IN SFY 1992:

19 BOYD COUNTY FISCAL COURT	\$3,789,000	\$2,237,342 (c)	7-24-91	
20 WILLIAMSBURG, CITY OF	\$1,024,110	\$931,344 (c)	9-16-91	
21 GREENUP, CITY OF	\$453,800	\$442,739 (c)	9-16-91	(AMD. 1-23-93)
22 GEORGETOWN, CITY OF	\$6,009,300	\$6,119,705 (c)	9-16-91	
23 STANFORD, CITY OF	\$1,177,312	\$685,289 (c)	9-16-91	
24 HICKMAN, CITY OF	\$2,641,171	\$1,779,494 (c)	9-18-91	(AMD. 11-12-92)
25 BRANDENBURG, CITY OF	\$2,091,294	\$1,802,290 (c)	11-01-91	(AMD. 5-13-92)
26 MIDDLESBORO, CITY OF	\$832,085	\$175,785 (c)	11-01-91	
27 CAMPBELL/KENTON S.D. (MELBOURNE)	\$1,196,365	\$773,156 (c)	11-01-91	(AMD. 9-10-92)
28 MURRAY, CITY OF	\$5,121,690	\$5,161,272 (c)	11-01-91	
29 CUMBERLAND, CITY OF	\$1,366,700	\$680,417 (c)	12-04-91	
30 WHEELWRIGHT, CITY OF	\$971,000	\$361,675 (c)	12-04-91	
31 EMINENCE, CITY OF	\$4,071,300	\$1,328,600 (c)	2-25-92	(REAP. 2-16-94)
32 PADUCAH-MCCRACKEN JOINT SEWER AGENCY	\$1,889,950	\$1,495,501 (c)	5-13-92	(ASSUMED FROM REIDLAND)
33 FLEMINGSBURG, CITY OF	\$1,128,194	\$1,142,183 (c)	5-13-92	
34 WEBSTER COUNTY FISCAL COURT	\$3,211,937	\$2,378,237 (c)	5-13-92	(REAP. 9-27-94)
TOTALS	<u>\$36,975,208</u>	<u>\$27,495,029</u>		

PROJECTS APPROVED IN SFY 1993:

35 FRANKLIN, CITY OF (1)	\$497,979	\$497,979 (c)	9-10-92	AMD.
36 CORINTH, CITY OF	\$1,089,866	\$200,766 (c)	11-12-92	
37 PLEASUREVILLE, CITY OF	\$2,976,200	\$785,200 (c)	11-12-92	(AMD. 3-31-95)
38 HOPKINSVILLE, CITY OF (1)	\$9,845,968	\$9,693,741 (c)	12-17-92	(AMD. 9-1-94)
39 MARTIN, CITY OF	\$2,295,847	\$579,212 (c)	12-17-92	
40 OLIVE HILL, CITY OF	\$3,245,120	\$2,426,003 (c)	01-29-93	(AMD 10/6/05)
41 NICHOLASVILLE PUBLIC UTILITIES	\$16,340,413	\$15,740,449 (c)	05-05-93	(REAP. 3-31-95)(AMD.12-18-98)
TOTALS	<u>\$36,291,393</u>	<u>\$29,923,350</u>		

TOTAL PROJECT AMOUNT	KIA LOAN AMOUNT	DATE APPROVED
----------------------	-----------------	---------------

PROJECTS APPROVED IN SFY 1994:

42 PINEVILLE, CITY OF (2)	\$940,000	\$418,542 (c)	07-07-93	(REAP. 3-31-95)
43 IRVINE, CITY OF	\$2,883,563	\$1,658,248 (c)	08-31-93	(REAP. 3-31-95 & AMD. 8-29-96)
44 BENHAM, CITY OF	\$1,916,066	\$853,191 (c)	08-31-93	(REAP. 3-31-95)
45 PRINCETON, CITY OF (Part 1)	\$3,722,362	\$2,365,520 (c)	12-01-93	(REAP. 5-30-95)
46 PRINCETON, CITY OF (Part 2)	\$1,045,618	\$597,712 (c)	12-01-93	(REAP. 5-30-95)
47 HOPKINSVILLE, CITY OF	\$885,720	\$646,748 (c)	02-16-94; 4-7-11	(REAP. 8-30-95) Assumed from Crofton (AMD.5-30-95)(AMD.7.13-98)
48 LEDBETTER SANITATION DISTRICT #1	\$4,767,980	\$3,624,359 (c)	05-11-94	
49 HAZARD, CITY OF	\$7,746,540	\$6,511,067 (c)	05-11-94	
50 SHELBY COUNTY SANITATION DISTRICT #1	\$2,100,000	\$1,402,737 (c)	05-11-94	(Assumed from Shelby Co SD #1)
51 LAGRANGE, CITY OF	\$898,515	\$832,777 (c)	06-29-94	(AMD. 7-17-95)
52 MADISONVILLE, CITY OF	\$15,713,000	\$15,552,994 (c)	06-29-94	
53 DAWSON SPRINGS, CITY OF	\$846,480	\$816,170 (c)	06-29-94	
54 CATLETTSBURG, CITY OF	\$5,678,656	\$3,200,000 (s)	06-29-94	(REAP. 12-5-95)(AMD.12-4-96)
TOTALS	\$49,144,500	\$38,480,065		

PROJECTS APPROVED IN SFY 1995:

55 HOPKINSVILLE, CITY OF	\$401,000	\$240,264 (c)	08-30-94; 4-7-11	Assumed from Pembroke
56 MT. STERLING, CITY OF	\$1,110,540	\$1,055,969 (c)	08-30-94	
57 WEST LIBERTY, CITY OF	\$737,972	\$329,764 (c)	08-30-94	(AMD. 2-26-96)
58 MT. VERNON, CITY OF	\$998,650	\$652,162 (c)	08-30-94	(REAP. 2-26-96) (REAP.3-6-97)
59 WORTHINGTON, CITY OF	\$790,000	\$388,332 (c)	08-30-94	
60 SOMERSET, CITY OF	\$2,759,200	\$2,631,067 (c)	08-30-94	
61 PERRY COUNTY S.D. #1	\$845,790	\$601,673 (c)	08-30-94	(AMD. 6/1/97)
62 BOYD COUNTY (PHASE II)	\$6,990,000	\$6,270,000 (s)	09-27-94	(AMD. 2-2-95)(AMD 12-10-99)
63 FRANKLIN, CITY OF (2)	\$2,600,080	\$2,572,240 (c)	09-27-94	
64 BRODHEAD, CITY OF	\$899,411	\$502,650 (c)	11-29-94	
65 NEWPORT, CITY OF	\$1,759,645	\$1,596,327 (c)	11-29-94	(AMD. 8-29-96)
66 PIKEVILLE, CITY OF (2)	\$3,466,413	\$2,134,015 (c)	11-29-94	(AMD. 8-30-95) (AMD.6-19-97)(ASSUMED FROM REIDLAND)
67 PADUCAH-MCCRACKEN JOINT SEWER AGENCY	\$3,798,069	\$3,516,117 (c)	11-29-94	
68 HOPKINSVILLE, CITY OF (2)	\$3,715,533	\$3,191,098 (c)	02-02-95	
69 JENKINS, CITY OF (2)	\$719,755	\$719,755 (c)	02-02-95	
70 RUSSELL, CITY OF	\$244,730	\$71,666 (c)	02-02-95	
71 LEBANON, CITY OF	\$6,491,336	\$5,805,838 (c)	03-31-95	
72 REGIONAL WATER RESOURCE AGENCY (O'BORO)	\$11,885,276	\$7,160,493 (c)	03-31-95	
73 MOREHEAD, CITY OF (RCSD)	\$3,347,424	\$3,130,152 (c)	03-31-95	(Assumed from RCSD)
74 GREENUP CO. ENVIRONMENTAL COMMISSION	\$3,798,920	\$3,370,168 (c)	5-30-95	(AMD. 3/16/99)
75 BOYD / GREENUP SANITATION DISTRICT #1	\$391,116	\$371,573 (c)	5-30-95	
76 PIKEVILLE, CITY OF	\$1,953,260	\$462,584 (c)	5-30-95; 3/2/06	Assumed from Mtn WD
TOTALS	\$59,704,120	\$46,773,907		

PROJECTS APPROVED IN SFY 1996:

NONE	\$0	\$0		
TOTALS	\$0	\$0		

PROJECTS APPROVED IN SFY 1997:

77 HARLAN, CITY OF	\$6,053,575	\$2,546,299 (c)	7-18-96	(REAP. 4-27-98)
78 HAWESVILLE, CITY OF	\$871,000	\$435,000 (c)	7-18-96	
79 EMINENCE, CITY OF	\$1,381,339	\$945,408 (c)	7-18-96	
80 SCOTTSVILLE, CITY OF	\$4,608,815	\$3,959,472 (c)	7-18-96	
81 ELKHORN CITY, CITY OF	\$926,726	\$926,726 (c)	7-18-96	(AMD 4-1-98)
82 GRAYSON, CITY OF	\$3,635,970	\$3,424,567 (s)	7-18-96	(AMD. 9-1-98)
83 MOREHEAD, CITY OF	\$2,357,176	\$781,381 (c)	7-18-96	
84 JACKSON, CITY OF	\$719,287	\$681,983 (c)	8-29-96	
85 LAWRENCE, COUNTY OF	\$1,566,000	\$868,219 (c)	3-6-97	(AMD 11/1/01)
86 GREENUP CO. ENVIRONMENTAL COMMISSION	\$2,368,793	\$2,331,195 (c)	3-6-97	
87 HARDIN CO WATER DISTRICT 1	\$4,846,450	\$4,809,652 (c)	6-19-97; 3/6/08	Assumed from Radcliff
88 WARREN COUNTY WATER DISTRICT (1)	\$1,082,400	\$980,781 (c)	6-19-97	
TOTALS	\$30,417,531	\$22,690,683		

PROJECTS APPROVED IN SFY 1998:

89 CRESTWOOD, CITY OF	\$351,516	\$351,516 (c)	8-14-97; 3/2/06	(A1) Assump. fell through
90 PARIS, CITY OF	\$723,734	\$402,667 (c)	11-10-97	(A1)
91 LEWISPORT, CITY OF	\$2,279,000	\$1,074,308 (c)	11-10-97	
92 MAYSVILLE, CITY OF	\$12,538,828	\$11,722,252 (c)	2-26-98	
93 WARREN COUNTY WATER DISTRICT (2)	\$265,000	\$253,057 (c)	2-26-98	
94 PRESTONSBURG, CITY OF	\$4,392,500	\$919,183 (c)	2-26-98	
95 Louisville & Jefferson Co. Metro. Sewer Dist.	\$10,358,404	\$6,498,266 (c)	4/27/98; 3/2/06; 4/4/19	Assumed from Crestwood
TOTALS	\$30,908,982	\$21,221,249		

	TOTAL PROJECT AMOUNT	KIA LOAN AMOUNT	DATE APPROVED	
PROJECTS APPROVED IN SFY 1999:				
96 PARIS, CITY OF	\$7,528,385	\$5,943,287 (c)	9-1-98	
97 MIDWAY, CITY OF	\$282,250	\$141,125 (c)	10-13-98	(A1)
98 MAYFIELD, CITY OF	\$1,401,962	\$1,160,472 (c)	10-13-98	
99 WURLAND, CITY OF	\$125,900	\$103,950 (c)	12/18/98; 6/26/14	(A1) Assumed by Greenup JSA - B14-013
100 DANVILLE, CITY OF	\$7,712,132	\$7,615,106 (c)	12-18-98	(AMD 01/8/04)
101 LEWIS COUNTY SANITATION DIST NO. 1	\$2,924,800	\$620,001 (c)	04-27-99	AMD 10/7/99
TOTALS	\$19,975,429	\$15,583,941		
PROJECTS APPROVED IN SFY 2000:				
102 MOREHEAD, CITY OF	\$1,100,372	\$279,000 (c)	09-01-99	
103 HOPKINSVILLE, CITY OF	\$889,478	\$834,891 (c)	09-01-99	AMD 6/8/00
104 RWRA-OWENSBORO	\$26,264,248	\$25,963,257 (c)	12/10/99	AMD 6/2/05
105 SOUTH SHORE, CITY OF	\$502,790	\$188,849 (c)	12/10/99	
106 MOREHEAD, CITY OF	\$592,695	\$257,300 (c)	4/4/00	
107 MIDWAY, CITY OF	\$4,337,596	\$702,589 (c)	6/6/2000	
TOTALS	\$33,687,179	\$28,225,886		
PROJECTS APPROVED IN SFY 2001:				
108 PIKEVILLE, CITY OF	\$1,205,484	\$1,116,574 (c)	07/18/2000; 5/16/01	
109 WURLAND, CITY OF	\$1,717,540	\$1,561,400 (c)	9/6/01; 3/2/06	Assumed from Mtn WD
110 LEITCHFIELD, CITY OF	\$6,146,196	\$5,355,560 (c)	7/18/00; 6/26/14	Assumed by Greenup JSA - B14-013
111 CLOVERPORT, CITY OF	\$57,500	\$57,500 (c)	8/29/00	
112 WHITE PLAINS, CITY OF	\$2,250,400	\$669,700 (c)	11/22/00	(A1)
113 MANCHESTER, CITY OF	\$5,060,376	\$1,053,589 (c)	12/21/00	
114 ARLINGTON, CITY OF	\$677,333	\$167,567 (c)	1/25/01	
TOTALS	\$17,114,829	\$9,981,890		
PROJECTS APPROVED IN SFY2002:				
115 CARROLLTON, CITY OF	\$6,997,101	\$2,518,301 (c)	8/9/01	AMD 9/6/01
116 MT. STERLING WAT & SEW COMMISSION	\$13,908,185	\$11,936,783 (c)	2/7/02	
117 SHEPHERDSVILLE, CITY OF	\$9,976,728	\$7,581,466 (c)	2/7/02	
118 MARION, CITY OF	\$312,715	\$312,715 (c)	3/7/02	(A1) AMD 1/9/03
119 GREENVILLE, CITY OF	\$2,242,571	\$2,223,347 (c)	3/7/02	
120 LEBANON JUNCTION, CITY OF	\$2,898,419	\$1,813,385 (c)	4/4/02	AMD 7/1/05
121 HARRODSBURG, CITY OF	\$4,418,916	\$3,314,760 (c)	5/2/02	
122 GREENUP JOINT SEWER AGENCY	\$1,782,900	\$1,782,872 (c)	6/6/02; 6/26/14	Assumed from Wurland
TOTALS	\$42,537,535	\$31,483,629		
PROJECTS APPROVED IN SFY 2003				
123 SALYERSVILLE, CITY OF	\$7,662,832	\$2,035,486 (c)	8/15/02	AMD 9/19/03
124 LONDON, CITY OF	\$15,262,069	\$9,864,503 (c)	10/3/02	
125 Paducah McCracken Joint Sewer Agency	\$1,497,900	\$1,382,413 (c)	2/6/03	
126 Boyd & Greenup Co Sanitation Dist #1	\$849,503	\$694,844 (c)	5/1/03	
TOTALS	\$25,272,304	\$13,977,246		
PROJECTS APPROVED IN SFY 2004				
127 HOPKINSVILLE, CITY OF	\$4,979,920	\$4,682,517 (c)	8/7/03	
128 MOUNTAIN WATER DISTRICT	\$729,158	\$184,695 (c)	9/4/03	
129 BENTON, CITY OF	\$1,823,194	\$293,902 (c)	12/4/03; 10/7/04	
130 PADUCAH-MCCRACKEN JSA	\$1,401,000	\$1,229,425 (c)	12/4/03	
131 MARION, CITY OF	\$1,775,704	\$515,296 (c)	3/4/04	
132 MOREHEAD, CITY OF	\$11,233,204	\$7,189,123 (c)	3/4/04; AMD 11/05	
133 PADUCAH-MCCRACKEN JSA	\$1,040,275	\$908,403 (c)	3/4/04	
134 JESSAMINE-SOUTH ELKHORN WAT DIST	\$298,200	\$196,861 (c)	4/1/04	(A1)
135 BEREAS, CITY OF	\$9,011,045	\$5,000,000 (c)	4/1/04; 1/6/05	
136 HOPKINSVILLE WATER ENV AUTH	\$2,469,924	\$2,469,924 (c)	05/06/04; 3/2/06	
137 PRESTONSBURG, CITY OF	\$3,750,000	\$68,037 (c)	05/06/04	Assumed from Southern Wtr & Sew Dist
TOTALS	\$38,511,624	\$22,738,183		
PROJECTS APPROVED IN SFY 2005				
138 LAWRENCEBURG, CITY OF	\$8,319,703	\$7,889,974 (c)	7/1/04	
139 LORETTO, CITY OF	\$5,563,468	\$2,245,865 (c)	7/1/04; 9/14/05	
140 SANITATION DISTRICT #1	\$39,028,077	\$32,401,491 (c)	8/5/04; 10/1/06	
141 HODGENVILLE, CITY OF	\$2,639,104	\$968,539 (c)	10/7/04	
142 CARROLLTON, CITY OF	\$10,870,148	\$4,288,600 (c)	5/5/05	
143 WINCHESTER MUNICIPAL UTILITIES	\$23,212,000	\$21,000,000 (c)	6/23/05	
TOTALS	\$89,632,500	\$68,794,469		

	TOTAL PROJECT AMOUNT	KIA LOAN AMOUNT	DATE APPROVED	
<u>PROJECTS APPROVED IN SFY 2006</u>				
144 ALEXANDRIA, CITY OF	\$2,535,785	\$426,220 (c)	7/7/05	
145 PAINTSVILLE, CITY OF	\$954,415	\$429,715 (c)	10/6/05	
146 CYNTHIANA, CITY OF	\$10,902,650	\$5,671,622 (c)	12/1/05	
147 WESTERN MASON SD	\$4,644,000	\$802,000 (c)	12/1/05	
148 LEDBETTER WATER DISTRICT	\$3,326,078	\$2,326,078 (c)	3/2/06	
149 RICHMOND, CITY OF	\$2,152,200	\$2,152,200 (c)	6/1/06	(A1)
TOTALS	\$24,515,128	\$11,807,835		
<u>PROJECTS APPROVED IN SFY 2007</u>				
150 REGIONAL WAT RES AGENCY	\$9,405,000	\$7,196,879 (c)	7/13/06	
151 N MADISON CO SD	\$1,925,000	\$307,952 (c)	8/3/06	
152 BOYD CO SANITATION DIST #2	\$1,918,000	\$666,811 (c)	10/5/06	
153 N MADISON CO SD	\$12,736,123	\$8,104,622 (c)	10/5/06; 12/7/06	
154 OHIO CO REG WASTEWATER DIST	\$15,940,000	\$6,607,612 (c)	11/2/06	
155 CITY OF NICHOLASVILLE	\$12,459,352	\$12,053,913 (c)	12/7/06; 4/1/09	
156 CITY OF BOWLING GREEN	\$5,155,190	\$5,130,100 (c)	12/7/06	
157 CITY OF BEAVER DAM	\$1,311,900	\$597,921 (c)	6/21/07	
158 CITY OF FALMOUTH	\$5,619,316	\$2,812,236 (c)	6/21/07	
TOTAL	\$66,469,881	\$43,478,046		
<u>PROJECTS APPROVED IN SFY 2008</u>				
159 CITY OF BARLOW	\$169,500	\$168,954 (c)	9/6/07	(A1)
160 CITY OF WHITESBURG	\$7,474,000	\$1,040,900 (c)	9/6/07	
161 CITY OF OWENSBORO	\$25,562,531.87	\$23,931,476 (c)	10/4/07; 6/26/14	
162 CITY OF ALEXANDRIA	\$316,441	\$186,073 (c)	11/1/07	
163 CITY OF MURRAY	\$1,469,778	\$1,227,741 (c)	11/1/07	
164 CITY OF RICHMOND	\$56,808,695	\$53,656,495 (c)	11/1/07	
165 REGIONAL WATER RESOURCE AGENCY	\$1,709,375	\$1,425,488 (c)	11/1/07	
166 Paducah McCracken JSA	\$4,146,560	\$1,600,000 (c)	2/7/08	
167 Bowling Green, City of	\$54,235,960	\$53,881,569 (c)	4/3/08; 11/12/09; 8/4/11	
168 Sanitation District #1	\$83,147,554	\$69,403,566 (c)	4/3/08; 6/4/09	
169 Elizabethtown, City of	\$14,580,483	\$14,580,483 (c)	4/3/08	
170 Nicholasville, City of	\$6,043,903	\$6,043,903 (c)	4/3/08	
171 Somerset, City of	\$14,897,000	\$8,138,274 (c)	4/3/08	
172 Williamstown, City of	\$18,748,000	\$15,214,408 (c)	6/2/08	
TOTAL	\$289,309,780	\$250,499,329		
<u>PROJECTS APPROVED IN SFY 2009</u>				
173 Hopkinsville, City of	\$4,916,100	\$0	9/4/08; withdrawn 5/11/10	
174 Lexington-Fayette Urban County Govt	\$18,354,000	\$14,045,119 (c)	1/8/09	
175 Paducah McCracken JSA	\$14,323,800	\$6,100,150 (c)	4/9/09	
176 Mt Washington, City of	\$15,000,000	\$9,061,772 (c)	5/7/09; 9/1/10	
177 Sanitation District #1	\$5,802,300	\$4,920,300 (c)	6/4/09; 6/30/11	
178 Sanitation District #1	\$7,062,000	\$5,459,988 (c)	6/4/09	
179 Sanitation District #1	\$20,108,000	\$12,735,256 (c)	6/4/09	
180 Sanitation District #1	\$6,968,000	\$4,726,828 (c)	6/4/09	
181 Sanitation District #1	\$3,287,000	\$2,149,345 (c)	6/4/09	
182 Sanitation District #1	\$12,065,000	\$8,069,123 (c)	6/4/09	
TOTAL	\$107,886,200	\$67,267,880		
<u>PROJECTS APPROVED IN SFY 2010</u>				
183 Kentucky Horse Park	\$1,950,000	\$717,039.80 (c)	8/6/09	
184 Maysville, City of	\$10,985,868	\$10,985,868 (c)	9/3/09	
185 Prestonsburg, City of	\$272,000	\$272,000 (c)	10/1/09; 2/4/10	
186 Prestonsburg, City of	\$786,000	\$786,000 (c)	10/1/09; 2/4/10	
187 Louisville & Jefferson Co. Metro. Sewer Dist.	\$4,847,095	\$0	10/1/09	withdrawn 10/12/10
188 Hopkinsville, City of	\$7,500,000	\$7,488,282 (c)	11/12/09	
189 Hardinsburg, City of	\$550,000	\$549,594 (c)	11/12/09	
190 Princeton, City of	\$2,475,000	\$683,354 (c)	12/3/09; 2/4/10	
191 Ashland, City of	\$7,720,231	\$6,644,995 (c)	1/7/10; 2/3/11	
192 Winchester, City of	\$37,000,000	\$36,600,000 (c)	2/4/10	
193 Prestonsburg, City of	\$4,530,405	\$1,860,405 (c)	2/4/10	
194 Louisville & Jefferson Co. MSD	SX21185017	\$2,846,174	\$2,843,153 (c)	5/6/10; 7/7/11; Assumed from 6/7/12; 11/7/19 Oldham Co EA
195 Louisville & Jefferson Co. MSD	SX21185029	\$1,477,000	\$1,000,000 (c)	5/6/10; 1/5/12; 11/7/19 Assumed from Oldham Co EA
196 Louisville & Jefferson Co. MSD	SX21185050; SX21185036	\$2,601,420	\$2,538,415 (c)	5/6/10; 1/5/12; Assumed from 6/7/12; 11/7/19 Oldham Co EA
197 Lexington Fayette Urban County Government	\$9,030,983	\$9,030,983 (c)	6/3/10; 10/14/10	
198 Lexington Fayette Urban County Government	\$7,028,375	\$0	6/3/10; 10/14/10	withdrawn 1/31/12
Total	\$101,600,551	\$82,000,089		

		TOTAL PROJECT AMOUNT	KIA LOAN AMOUNT	DATE APPROVED	
PROJECTS APPROVED IN SFY 2011					
199	Louisville & Jefferson Co. MSD	SX21185028	\$500,000	\$121,419 (c)	7/1/10;11/5/12;11/7/19 Assumed from Oldham Co EA
200	Sanitation District #1	SX21117126	\$19,935,700	\$15,989,714 (c)	7/1/10
201	Bardstown, City of	SX21179019	\$1,800,000	\$1,800,000 (c)	12/9/10; 6/10/11
202	LaCenter, City of	SX21007015	\$895,000	\$895,000 (c)	12/9/10
203	Livermore, City of	SX21049008	\$2,105,000	\$1,062,219 (c)	12/9/10
204	Morehead, City of	SX21205034	\$3,000,000	\$3,000,000 (c)	12/9/10
205	Regional Water Resource Agency		\$6,331,887	\$6,037,387 (c)	12/9/10;3/1/12;8/1/13
206	Campton, City of		\$3,217,200	\$1,400,000 (c)	2/3/11
207	Hardinsburg, City of		\$400,000	\$394,849 (c)	2/3/11
208	Louisa, City of		\$2,058,580	\$1,399,237 (c)	2/3/11
209	Flemingsburg, City of		\$10,380,670	\$10,380,670 (c)	3/3/11;12/6/12
210	Louisville-Jefferson Co MSD		\$3,400,000	\$0	3/3/11 withdrawn 2/3/12
211	Vanceburg, City of		\$3,400,000	\$2,000,000 (c)	3/3/11
212	Williamsburg, City of		\$1,035,517	\$955,960 (c)	3/3/11
213	Hopkinsville, City of		\$500,000	\$483,710 (c)	4/7/11
214	Hopkinsville, City of		\$10,991,165	\$10,991,165 (c)	4/7/11
215	Hopkinsville, City of		\$8,010,000	\$7,090,224 (c)	4/7/11;5/9/12 The 5/9/12 increase was rescinded
216	Pineville, City of		\$265,668	\$265,668 (c)	5/5/11
217	Sanitation District #1		\$17,225,660	\$10,796,752 (c)	5/5/11
218	Sanitation District #1		\$19,000,000	\$0	5/5/11 withdrawn 1/24/20
219	Sanitation District #1		\$9,572,000	\$3,991,432 (c)	5/5/11
220	West Liberty, City of		\$3,937,950	\$2,107,258 (c)	5/5/11; revised for ARRA fdg
Total			\$127,961,997	\$81,162,663	
PROJECTS APPROVED IN SFY 2012					
221	Louisville & Jefferson Co. MSD	SX21185037	\$670,588	\$670,588 (c)	7/7/11;6/7/12;11/7/19 Assumed from Oldham Co EA
222	Prestonsburg, City of		\$3,750,087	\$1,094,143 (c)	8/4/11;4/12/12 Assumed from Southern Wtr & Sew Dist
223	Hodgenville, City of		\$1,635,000	\$1,635,000 (c)	11/10/11
224	Burkesville, City of		\$1,000,000	\$1,000,000 (c)	11/10/11
225	Bloomfield, City of		\$0	\$0	11/10/11 Request for funds withdrawn
226	Harrodsburg, City of		\$418,500	\$418,500 (c)	12/8/11
227	Grant Co Sanitary SD		\$1,276,449	\$941,718 (c)	1/5/12; 10/3/13
228	Barbourville, City of	SX21121139	\$6,391,817	\$6,391,817 (c)	2/2/12; 11/1/12
229	Sanitation District #1 of Northern Ky		\$1,001,717	\$851,857 (c)	2/2/12
230	Sanitation District #1 of Northern Ky		\$0	\$0	2/2/12 Request for funds withdrawn
231	Winchester, City of		\$1,010,000	\$537,235 (c)	2/2/12
232	Harrodsburg, City of		\$1,157,000	\$706,000 (c)	2/2/12
233	Jamestown, City of		\$2,476,218	\$2,476,218 (c)	2/2/12
234	Paducah McCracken County JSA		\$7,097,410	\$7,097,410 (c)	2/2/12
235	Ashland, City of		\$0	\$0	3/1/12 Request for funds withdrawn
236	Murray, City of	SX21035001	\$61,515,000	\$61,515,000 (c)	3/1/12; 6/4/15
237	Grant Co Sanitary SD		\$0	\$0	3/1/12 Request for funds withdrawn
238	Lexington-Fayette Urban Co Govt		\$2,530,000	\$1,594,026 (c)	3/1/12
239	Regional Water Resource Agency		\$619,070	\$354,892 (c)	3/1/12
240	Regional Water Resource Agency	SX21059042	\$2,336,875	\$2,336,875 (c)	3/1/12; 7/2/15
241	Flemingsburg, City of		\$2,000,000	\$459,530 (c)	4/12/12
242	Jackson, City of		\$1,200,000	\$700,000 (c)	4/12/12
243	Russell Springs, City of		\$719,000	\$719,000 (c)	4/12/12
244	South Shore, City of		\$4,006,000	\$2,489,452 (c)	4/12/12
245	Worthington, City of		\$381,174	\$381,174 (c)	4/12/12
246	Flatwoods, City of	SX21089082	\$445,000	\$440,000 (c)	5/3/12;10/25/13
247	Grayson, City of	SX21043032	\$785,000	\$785,000 (c)	5/3/12
248	Oak Grove, City of	SX21047025	\$0	\$0	5/3/12 Request for funds withdrawn
249	Russell, City of	SX21089091	\$0	\$0	5/3/12 Commitment Expired 9/2013
250	Earlington, City of	SX21107017	\$1,575,000	\$728,668 (c)	6/7/12
251	Lawrenceburg, City of	SX21005007	\$1,157,623.47	\$1,157,623.47 (c)	6/7/12
252	Perry County Sanitation District	SX21193100	\$3,060,000	\$1,675,000 (c)	6/7/12; 2/6/14
Total			\$110,214,529	\$99,156,727	

		TOTAL PROJECT AMOUNT	KIA LOAN AMOUNT	DATE APPROVED	
PROJECTS APPROVED IN SFY 2013					
253 Jenkins, City of	SX21133013	\$1,500,000	\$495,511 (c)	8/2/12	
254 Frankfort, City of	SX21073058	\$9,500,000	\$8,000,000 (c)	2/7/13	
255 Regional Water Resource Agency	SX21059031	\$858,006	\$858,006 (c)	2/7/13	
	SX21067045				
256 Lexington-Fayette Urban Co Govt	SX21067047	\$5,232,640	\$4,335,913 (c)	3/7/13	
	SX21067038				
	SX21067043				
257 Lexington-Fayette Urban Co Govt	SX21067044	\$8,888,647	\$8,888,647 (c)	3/7/13	
	SX21067037				
	SX21067039				
	SX21067040				
258 Lexington-Fayette Urban Co Govt	SX21067043	\$9,998,618	\$9,998,618 (c)	3/7/13	
259 Lexington-Fayette Urban Co Govt	SX21067041	\$23,902,641	\$23,902,641 (c)	3/7/13; 6/26/14	
260 Lexington-Fayette Urban Co Govt	SX21067006	\$8,364,306	\$5,264,306 (c)	3/7/13	
261 Pineville, City of	SX21013151	\$2,233,485	\$467,817 (c)	4/4/13; 8/4/16	
262 Regional Water Resource Agency	SX21059014	\$873,183	\$873,183 (c)	5/2/13	
263 Louisville & Jefferson Co. MSD	SX21185052	\$6,650,000	\$6,500,000 (c)	5/2/13; 11/7/19	Assumed from Oldham Co EA
	SX21137001				
264 Lincoln County Sanitation District	SX21137017	\$7,924,293	\$4,365,793 (c)	6/19/13; 11/5/15	
Total		\$85,925,820	\$73,950,436		
PROJECTS APPROVED IN SFY 2014					
265 Frankfort, City of	SX21073059	\$4,905,000	\$4,264,577.46 (c)	10/3/13	
266 London, City of	SX21125001	\$4,391,702	\$4,371,451.78 (c)	10/3/13; 9/4/14	
267 Regional Water Resource Agency	SX21059044	\$353,918	\$353,918 (c)	3/6/14	
268 City of Vanceburg	SX21135009	\$665,000	\$665,000 (c)	4/3/14	
269 Lexington-Fayette Urban Co Govt	SX21067049	\$12,161,449	\$12,161,449 (c)	6/26/14	
Total		\$22,477,069	\$21,816,396		
PROJECTS APPROVED IN SFY 2015					
270 Catlettsburg, City of	SX21019075	\$3,805,000	\$2,955,000	9/4/14; 5/4/17	
271 Augusta Regional Sewer Auth, Inc.	SX21023010	\$700,000	\$594,579 (c)	9/4/14	(A1)
272 Owensboro, City of	SX21059047	\$3,770,838	\$3,770,838 (c)	10/2/14; 7/2/15	
273 Morganfield, City of	SX21225024	\$4,067,200	\$3,067,200 (c)	11/6/14; 8/4/16	
274 Lexington-Fayette Urban Co Govt	SX21067048	\$83,732,326	\$83,732,326	12/4/14; 4/9/18; 4/1/21	
275 Frankfort, City of	SX21073038	\$3,881,000	\$3,135,112 (c)	12/4/14	
276 Harrodsburg, City of	SX21167014	\$1,420,000	\$1,420,000 (c)	12/4/14	
277 Hardinsburg, City of	SX21027021	\$1,277,999	\$1,277,999 (c)	2/5/15	
278 West Point, City of	SX21093024	\$507,500	\$249,999.89 (c)	2/5/15	
279 Barbourville, City of	SX21121133	\$1,856,109	\$1,856,109 (c)	4/2/15	
280 Harrodsburg, City of	SX21167003	\$21,400,000	\$10,000,000	4/2/15	
281 Harrodsburg, City of	SX21167013	\$615,149	\$615,149 (c)	4/2/15	
282 Mountain Water District	SX21195699	\$4,070,000	\$3,472,921 (c)	4/2/15; 10/27/16	
283 Nicholasville, City of	SX21113027	\$926,257	\$896,996 (c)	4/2/15; 8/6/19	
284 Sanitation District #1	SX21117001	\$0	\$0	4/2/15	Request for funds withdrawn
285 Sanitation District #1	SX21117006	\$2,383,820	\$2,143,820 (c)	4/2/15	
286 Corbin, City of	SX21235117	\$9,691,600	\$8,684,115 (c)	5/7/15	
287 Frankfort, City of	SX21073063	\$0	\$0	5/7/15	Request for funds withdrawn
288 Frankfort, City of	SX21073066	\$1,570,000	\$1,570,000	5/7/15	
289 Frankfort, City of	SX21073067	\$2,950,000	\$1,315,385 (c)	5/7/15	
290 Frankfort, City of	SX21073062	\$1,630,000	\$1,320,000 (c)	5/7/15	
291 Glasgow, City of	SX21009018	\$5,298,000	\$5,298,000 (c)	5/7/15; 9/26/18	
292 Liberty, City of	SX21045002	\$5,660,000	\$4,609,082 (c)	5/7/15; 12/1/16	
293 Regional Water Resource Agency	SX21059033	\$7,282,500	\$8,007,500	6/4/15; 12/6/17	
294 Regional Water Resource Agency	SX21059045	\$1,425,000	\$979,067 (c)	6/4/15	
295 Regional Water Resource Agency	SX21059048	\$3,058,903	\$3,058,903 (c)	6/4/15; 2/2/17	
296 Fulton, City of	SX21075003	\$1,139,000	\$1,139,000 (c)	6/4/15	
297 Owingsville, City of	SX21011022	\$0	\$0	6/4/15	Request for funds withdrawn
Total		\$174,118,200	\$155,169,099		

		TOTAL PROJECT AMOUNT	KIA LOAN AMOUNT	DATE APPROVED	
PROJECTS APPROVED IN SFY 2016					
298	Eddyville, City of	SX21143007	\$1,484,500	\$1,398,134 (c)	7/2/15
299	Brodhead, City of	SX21203316	\$1,081,730	\$1,081,730 (c)	8/6/15
300	Hazard, City of	SX21193003	\$1,500,000	\$1,005,000 (c)	8/6/15; 8/4/16
301	Harrison Co Sanitation District	SX21097015	\$2,567,885	\$1,567,885 (c)	9/3/15
302	Elkhorn City, City of	SX21195018	\$3,429,811	\$597,939 (c)	9/3/15; 9/7/17
303	Mercer County Sanitation District	SX21167021	\$848,000	\$683,654 (c)	11/5/15
304	Prestonsburg, City of	SX21071210	\$1,581,824	\$1,581,824 (c)	11/5/15
305	Prestonsburg, City of	SX21071231	\$2,162,342	\$2,162,342 (c)	11/5/15
306	Prestonsburg, City of	SX21071235	\$1,952,900	\$1,764,919 (c)	11/5/15
307	Harrodsburg, City of	SX21167022	\$1,569,300	\$1,539,799 (c)	12/3/15
308	Morehead, City of	SX21205029	\$0	\$0	12/3/15
309	Morehead, City of	SX21205036	\$1,799,340	\$1,799,340 (c)	12/3/15
310	Southern Water & Sewer District	SX21071005	\$0	\$0	12/3/15
311	Regional Water Resource Agency	SX21059027	\$226,765	\$226,765 (c)	2/4/16; 4/7/16
312	Regional Water Resource Agency	SX21059039	\$0	\$0	2/4/16; 6/1/17
313	Regional Water Resource Agency	SX21059026	\$0	\$0	2/4/16; 6/1/17
314	Paducah McCracken County JSA	SX21145015	\$2,188,031	\$2,188,031 (c)	2/4/16
315	Hopkinsville, City of	SX21047028	\$1,500,000	\$1,500,000 (c)	3/3/16
316	Hawesville, City of	SX21091015	\$3,800,000	\$3,000,000	3/3/16
317	New Haven, City of	SX21179017	\$591,000	\$251,000	3/3/16
318	Prestonsburg, City of	SX21071007	\$328,261	\$328,261 (c)	3/3/16
319	Elizabethtown, City of	SX21093028	\$9,609,570	\$9,609,570 (c)	3/3/16
320	Salersville, City of	SX21153003	\$370,484	\$370,484 (c)	4/7/16
321	Hodgenville, City of	SX21123005	\$970,000	\$753,630 (c)	5/5/16
322	Frankfort, City of	SX21073065	\$4,529,000	\$4,529,000	5/5/16
323	Regional Water Resource Agency	SX21059052	\$200,000	\$200,000 (c)	5/5/16
324	Butler, City of	SX21191007	\$1,080,574	\$1,080,574 (c)	6/2/16; 11/13/18
325	Marion, City of	SX21055006	\$587,200	\$587,200 (c)	6/2/16
326	Farmdale Sanitation District	SX21073082	\$321,753	\$321,753 (c)	6/2/16; 12/11/18
	Total		\$46,280,270	\$40,128,833	
PROJECTS APPROVED IN SFY 2017					
327	Mountain Water District	SX21195696	\$0	\$0	8/4/16
328	Mountain Water District	SX21195025	\$299,398.88	\$299,399 (c)	8/4/16
329	Lexington-Fayette Urban Co Govt	SX21067050	\$1,286,628	\$1,286,628 (c)	9/1/16
330	Lexington-Fayette Urban Co Govt	SX21067002	\$0	\$0	9/1/16
331	Winchester, City of	SX21049028	\$1,472,980	\$1,249,088 (c)	10/27/16
332	Maysville, City of	SX21161025	\$4,000,000	\$4,000,000 (c)	10/27/16
333	Jackson, City of	SX21025008	\$1,173,000	\$593,000 (c)	10/27/16
334	Daviess County Fiscal Court	SX21059049	\$2,169,634	\$856,687 (c)	12/1/16
335	Louisa, City of	SX21127030	\$5,375,000	\$232,665 (c)	12/1/16
336	Frankfort, City of	SX21073073	\$2,041,000	\$2,041,000 (c)	2/2/17
337	Frankfort, City of	SX21073071	\$1,853,750	\$1,853,750	2/2/17
338	Frankfort, City of	SX21073078	\$1,954,500	\$1,954,500	2/2/17
339	Frankfort, City of	SX21073074	\$1,202,660	\$1,202,660	2/2/17
340	Frankfort, City of	SX21073075	\$2,175,965	\$2,175,965	2/2/17
341	Frankfort, City of	SX21073068	\$1,600,000	\$1,232,104 (c)	2/2/17
342	Louisville & Jefferson Co. MSD	SX21185053	\$7,775,000	\$7,400,000	2/2/17; 11/7/19; 7/1/21
343	Williamsburg, City of	SX21235004	\$2,516,489	\$2,456,489 (c)	2/2/17
344	Stanton, City of	SX21197006	\$2,565,000	\$659,875 (c)	3/2/17
345	Benton, City of	SX21157020	\$1,762,666	\$1,762,666 (c)	5/4/17
346	Lexington-Fayette Urban Co Govt	SX21067057	\$9,969,585	\$9,969,585	5/4/17
347	Paducah McCracken JSA	SX21145023	\$9,100,000	\$7,210,832 (c)	6/1/17
	Total		\$60,293,256	\$48,436,894	
PROJECTS APPROVED IN SFY 2018					
348	Augusta Regional Sewer Authority	SX21023005	\$13,497,000	\$6,797,000	10/5/17; 12/5/19
349	Regional Water Resource Agency	SX21059050	\$5,257,108	\$5,257,108 (c)	12/6/17
350	Marshall County Fiscal Court	SX21157035	\$3,066,988	\$2,745,363 (c)	2/1/18
351	Elkton, City of	SX21219014	\$378,158	\$378,158 (c)	2/1/18
352	Louisville & Jefferson Co. MSD	SX21185038	\$2,000,000	\$1,115,880 (c)	4/9/18; 11/7/19
353	La Grange Utilities Commission	SX21185059	\$3,323,700	\$3,323,700	4/9/18; 11/5/20
354	Pineville, City of	SX21013003	\$199,000	\$146,000	4/9/18
355	Paducah, City of	SX21145012	\$8,068,916	\$5,360,667	4/9/18; 11/4/21
356	Paducah McCracken JSA	SX21035006	\$511,206	\$511,205.95 (c)	5/8/18
357	Marion, City of	SX21055006	\$19,410,364	\$18,823,164	6/12/18; 11/7/19; 5/6/21
358	Regional Water Resource Agency	SX21059054	\$2,287,403	\$2,287,403 (c)	6/12/18; 06/18/19
	Total		\$57,999,843	\$46,745,649	

		TOTAL PROJECT AMOUNT	KIA LOAN AMOUNT	DATE APPROVED		
PROJECTS APPROVED IN SFY 2019						
359	Regional Water Resource Agency	SX21059027	\$0	\$0 (c)	7/10/18	Request for funds withdrawn
360	Murray, City of	SX21035025	\$1,576,500	\$1,450,000 (c)	11/13/18	
361	Louisville & Jefferson Co. MSD	SX21111007	\$4,445,000	\$3,870,000	12/11/18	
362	Louisville & Jefferson Co. MSD	SX21111101	\$27,829,000	\$24,200,000	12/11/18; 8/6/19	
363	Corbin, City of	SX21121004	\$1,613,960	\$1,262,600 (c)	12/11/18	
364	Western Mason Sanitation District	SX21161006	\$89,830	\$89,830 (c)	12/11/18	
365	Lancaster, City of	SX21079019	\$314,000	\$314,000 (c)	1/8/19	
366	Burkesville, City of	SX21057002	\$251,000	\$251,000 (c)	2/7/19	
367	Bardstown, City of	SX21179029	\$8,490,647	\$6,471,088	2/7/19; 9/24/20	
368	La Center, City of	SX21007019	\$2,050,049	\$1,050,049	2/7/19	
369	Morehead, City of	SX21205037	\$3,650,000	\$4,500,000	3/7/19; 1/9/20	
370	Lincoln County Sanitation District	SX21137023	\$388,400	\$388,400	3/7/19	
371	Richmond, City of	SX21151054	\$13,524,021	\$13,142,000	4/4/19; 2/4/21	
372	Louisa, City of	SX21127030	\$4,028,166	\$3,943,122	5/7/19; 1/9/20; 8/5/21	
373	Tompkinsville, City of	SX21171020	\$3,219,970	\$1,709,970	5/7/19; 6/3/21	
374	Paducah McCracken Co JSA	SX21145027	\$5,193,000	\$4,158,513 (c)	5/7/19	
375	Paducah McCracken Co JSA	SX21145017	\$2,476,652	\$2,468,309 (c)	5/7/19	
376	Georgetown, City of	SX21209012	\$24,200,000	\$23,540,000	6/18/19; 2/4/21; 5/6/21	
377	Regional Water Resource Agency	SX21059056	\$7,015,000	\$1,865,505.82 (c)	6/18/19	
378	Vanceburg, City of	SX21135010	\$3,031,000	\$1,131,000	6/18/19	
Total			\$113,386,195	\$95,805,387		
PROJECTS APPROVED IN SFY 2020						
379	Hopkinsville, City of	SX21047028	\$48,300,000	\$28,500,000	7/9/19; 1/7/21; 9/23/21	
380	Elkton, City of	SX21219014	\$3,934,451	\$3,756,293	7/9/19; 9/23/21	
381	Burkesville, City of	SX21057002	\$3,831,370	\$2,837,045	9/26/19; 6/3/21	
382	Nicholasville, City of	SX21113028	\$910,000	\$581,645 (c)	9/26/19	
383	Mount Sterling, City of	SX21173075	\$525,000	\$525,000	11/7/19	(A1)
384	Kuttawa, City of	SX21143009	\$1,717,436	\$1,575,359 (c)	11/7/19; 5/7/20	
385	Smithland, City of	SX21139010	\$0	\$0 (c)	11/7/19	Request for funds withdrawn
386	Eddyville, City of	SX21143011	\$423,964	\$423,964	11/7/19	(A1)
387	Sebree, City of	SX21233027	\$3,450,129	\$2,063,992	11/7/19; 9/23/21	
388	Lincoln County Sanitation District	SX21137023	\$4,956,500	\$3,018,100	12/5/19	
389	Northern Madison Co Sanitation District	SX21151022	\$928,000	\$730,000	12/5/19	
390	Hodgenville, City of	SX21123007	\$227,000	\$227,000	1/9/20	(A1)
391	Russell, City of	SX21089110	\$500,000	\$500,000	1/9/20	
392	Adair County Water District	SX21001004	\$2,104,870	\$2,104,870	3/5/20	
393	Paducah McCracken Co JSA	SX21145034	\$7,216,410	\$7,216,410	3/5/20; 4/1/21	
394	Maysville, City of	SX21161028	\$850,000	\$850,000	5/7/20	
395	South Shore, City of	SX21089096	\$1,035,000	\$1,035,000	5/7/20	
396	Hart County Industrial Authority	SX21099026	\$2,353,442	\$853,442	5/7/20	
397	Morehead, City of	SX21205042	\$1,963,200	\$1,363,200	6/4/20	
398	McCreary County Water District	SX21147019	\$3,644,500	\$3,244,500	6/4/20	
Total			\$88,871,272	\$61,405,820		
PROJECTS APPROVED IN SFY 2021						
399	Pineville, City of	SX21013003	\$3,600,000	\$2,454,000	7/9/20	
400	Bedford, City of	SX21223013	\$2,872,795	\$1,106,295	7/9/20; 7/1/21	
401	Calvert City, City of	SX21157039	\$3,185,433	\$3,185,433	8/6/20; 8/5/21	
402	Dawson Springs, City of	SX21107025	\$2,408,000	\$1,000,000	8/6/20	
403	Lewisburg, City of	SX21141014	\$1,500,000	\$750,000	8/6/20	
404	Greenup Joint Sewer Agency	SX21089111	\$4,215,000	\$2,715,000	9/24/20	
405	Eddyville, City of	SX21143011	\$2,745,064	\$2,321,100	12/3/20	
406	Farmdale Water District	SX21073026	\$300,000	\$300,000	2/4/21	
407	Jackson, City of	SX21025009	\$1,017,000	\$1,017,000	2/4/21	
408	Whitesburg, City of	SX21133021	\$1,800,000	\$1,800,000	2/4/21	
409	Frankfort, City of	SX21073009	\$1,500,000	\$1,500,000	3/4/21	
410	Louisville & Jefferson Co. MSD	SX21111015	\$8,270,000	\$8,270,000	3/4/21	
411	Mount Sterling, City of	SX21173075	\$12,500,000	\$11,825,000	3/4/21	
412	Providence, City of	SX21233025	\$700,000	\$700,000	3/4/21	
413	Fleming Neon, City of	SX21133015	\$1,558,120	\$1,558,120	4/1/21	
414	Russell Springs, City of	SX21207019	\$682,000	\$682,000	4/1/21	
415	Frenchburg, City of	SX21165018	\$258,340	\$258,340	5/6/21	
416	Frankfort, City of	SX21073084	\$29,725,000	\$19,725,000	6/3/21	
417	Kuttawa, City of	SX21143018	\$223,000	\$223,000	6/3/21	
418	Nicholasville, City of	SX21113029	\$817,000	\$817,000	6/3/21	
Total			\$79,876,752	\$62,207,288		

		TOTAL PROJECT AMOUNT	KIA LOAN AMOUNT	DATE APPROVED	
PROJECTS APPROVED IN SFY 2022					
419	Louisville & Jefferson Co. MSD	SX21185051	\$2,944,345	\$2,944,345	7/1/21
420	Paintsville, City of	SX21115009	\$7,000,000	\$1,500,000	8/5/21
421	Somerset, City of	SX21199009	\$7,500,000	\$4,500,000	8/5/21
Total			\$17,444,345	\$8,944,345	
GRAND TOTALS - COMMITMENTS			\$2,146,574,915	\$1,674,688,277	

bold, italics - pending board approval

(c) - Final amounts; Loan has been closed

(s) - Amount represented in the assistance agreement

(A1) - Planning and Design Loan

(+)-Const Amt; AA amnt represents Const + Plan & Design

**KENTUCKY INFRASTRUCTURE AUTHORITY
FEDERALLY ASSISTED WASTEWATER REVOLVING LOAN FUND ---- (FUND A2)
AMERICAN RECOVERY AND REINVESTMENT ACT OF 2009**

AVAILABLE FUNDS FFY 2009:

FEDERAL ARRA GRANT FUNDS	\$49,878,100
ADMINISTRATION (4%)	(\$1,995,124)
Transferred from Admin to Construction	<u>\$910,506</u>
NET ARRA FUNDS	<u><u>\$48,793,482</u></u>

	TOTAL PROJECT AMOUNT	KIA AMOUNT	FIRST USE FUNDS	DATE APPROVED
PROJECTS APPROVED IN SFY 2009:				
1 Sanitation District #1	\$395,000	\$395,000 (c)	\$395,000	6/4/09
2 Sanitation District #1	\$1,755,545	\$1,371,545 (c)	\$1,371,545	6/4/09; 1/7/10; 1/25/10
3 Sanitation District #1	\$1,578,539	\$1,474,916 (c)	\$1,474,916	6/4/09
4 Sanitation District #1	\$834,241	\$834,241 (c)	\$834,241	6/4/09
5 Lexington Fayette Urban Co Govt	\$2,620,000	\$2,620,000 (c)	\$2,620,000	6/25/09
6 Lexington Fayette Urban Co Govt	\$537,000	\$237,000 (c)	\$237,000	6/25/09
7 Louisa, City of	\$1,150,000	\$1,139,716 (c)	\$1,139,716	6/25/09
8 Pineville, City of	\$2,193,000	\$2,193,000 (c)	\$2,193,000	6/25/09; 1/7/10
9 Shepherdsville, City of	\$8,500,000	\$3,000,000 (c)	\$3,000,000	6/25/09
TOTALS	<u>\$19,563,325</u>	<u>\$13,265,418</u>	<u>\$13,265,418</u>	
PROJECTS APPROVED IN SFY 2010:				
10 Calvert City, City of	\$1,083,128	\$986,831 (c)	\$986,831	7/9/09; 1/7/10
11 Princeton, City of	\$2,475,000	\$1,103,744 (c)	\$1,103,744	7/9/09; 2/4/10
12 Northern Madison Co Sanitation District	\$510,000	\$510,000 (c)	\$510,000	8/6/09
13 Kentucky Horse Park	\$1,950,000	\$950,000 (c)	\$950,000	8/6/09
14 Sanitation District #4 of Boyd County	\$475,000	\$400,000 (c)	\$400,000	8/6/09
15 Ashland, City of	\$250,252	\$246,646 (c)	\$246,646	8/20/09; 1/25/10
16 Covington, City of	\$1,200,000	\$1,197,390 (c)	\$1,197,390	8/20/09
17 Bowling Green, City of	\$134,996	\$134,996 (c)	\$134,996	8/20/09
18 Frankfort, City of	\$962,035	\$800,000 (c)	\$800,000	8/20/09
19 Wilder, City of	\$215,889	\$114,302 (c)	\$114,302	9/3/09; 1/25/10
20 Richmond, City of	\$125,000	\$125,000 (c)	\$125,000	9/3/09
21 Maysville, City of	\$2,000,000	\$500,000 (c)	\$500,000	9/3/09
22 Prestonsburg, City of	\$4,530,405	\$2,670,000 (c)	\$2,670,000	10/1/09
23 Kentucky Department of Parks	\$500,000	\$500,000 (c)	\$500,000	10/1/09
24 Kentucky Department of Parks	\$358,008	\$355,867 (c)	\$355,867	10/1/09; 1/25/10
25 Kentucky Department of Parks	\$1,457,402	\$1,331,773 (c)	\$1,331,773	10/1/09; 1/25/10
26 Morehead, City of	\$801,203	\$801,203 (c)	\$801,203	10/1/09
27 Morehead, City of	\$1,293,013	\$1,293,013 (c)	\$1,293,013	10/1/09
28 Winchester, City of	\$693,000	\$600,000 (c)	\$600,000	10/1/09
29 Russellville, City of	\$952,300	\$799,967 (c)	\$799,967	10/1/09
30 Kuttawa, City of	\$530,000	\$300,000 (c)	\$300,000	10/1/09
31 Paintsville, City of	\$1,400,000	\$1,150,000 (c)	\$1,150,000	10/1/09
32 Louisville & Jefferson Co. Metro. Sewer Dist.	\$17,500,000	\$5,000,000 (c)	\$5,000,000	10/1/09
33 Falmouth, City of	\$611,898	\$611,898 (c)	\$611,898	10/1/09; 11/12/09
34 Calvert City, City of	\$850,000	\$816,069 (c)	\$816,069	10/1/09; 12/16/09
35 Sacramento, City of	\$750,000	\$749,991 (c)	\$749,991	10/1/09
36 Grant Co. Sanitary Sewer Dist.	\$2,114,713	\$433,176 (c)	\$433,176	10/1/09; 3/1/12
37 Mayfield, City of	\$975,000	\$975,000 (c)	\$975,000	10/1/09
38 Warsaw, City of	\$3,927,907	\$2,146,907 (c)	\$2,146,907	11/12/09; 2/4/10; 5/9/12
39 Madisonville, City of	\$3,800,000	\$3,800,000 (c)	\$3,800,000	11/12/09
40 Meade Co Riverport Authority	\$482,642	\$482,642 (c)	\$482,642	12/3/09; 1/25/10
41 Troublesome Creek Env Authority	\$3,425,000	\$1,500,000 (c)	\$1,500,000	12/3/09
42 Ohio Co Regional Waste Water District	\$465,303	\$465,303 (c)	\$465,303	12/3/09; 1/25/10; 2/17/11
43 Mountain Water District	\$750,000	\$749,903 (c)	\$749,903	12/3/09; 2/4/10
44 West Liberty, City of	\$3,937,950	\$926,445 (c)	\$926,445	5/5/11; revised from base fdg
TOTALS	<u>\$63,487,044</u>	<u>\$35,528,064</u>	<u>\$35,528,064</u>	
GRAND TOTALS - COMMITMENTS	<u>\$83,050,369</u>	<u>\$48,793,482</u>	<u>\$48,793,482</u>	
BALANCE AVAILABLE FOR LOAN			<u>\$0</u>	

bold, italics - pending board approval

(c) - Final amounts; Loan has been closed

(s) - Amount represented in the assistance agreement

**KENTUCKY INFRASTRUCTURE AUTHORITY
INFRASTRUCTURE REVOLVING LOAN FUND ----- (FUND B)**

TOTAL AUTHORIZATIONS FYS 1989-90:	\$20,000,000
TOTAL AUTHORIZATIONS FYS 1991-92:	\$14,000,000
TOTAL AUTHORIZATIONS FYS 1993-94:	\$15,000,000
TOTAL DEAUTHORIZATION FYS 1995-96:	(\$3,504,592)

TOTAL 1989-2014: \$45,495,408

**Revolving Available to Loan/Grant Before
Current Meeting \$7,604,788**

	TOTAL INFRASTRUCTURE AMOUNT	KIA Grnt/Prin Forg AMOUNT	KIA Loan AMOUNT	GENERATED PRIVATE INVESTMENT	JOBS CREATED	DATE APPROVED	COMMENTS
PROJECTS APPROVED IN FY 1989:							
1	WILMORE, CITY OF	\$1,059,938		\$407,770 (c)	\$13,700,000	257	12-21-88
2	AUBURN, CITY OF	\$2,175,540		\$1,475,540 (c)	\$2,225,000	96	12-21-88
3	SOMERSET, CITY OF	\$2,402,764		\$1,500,000 (c)	\$75,000,000	326	12-21-88
4	HENRY COUNTY	\$775,627		\$287,984 (c)	\$4,380,000	210	03-22-89 (REAP. 1-31-91 & AMD. 6-20-91)
5	GRAVES COUNTY	\$3,717,000		\$3,717,000 (c)	\$31,037,070	600	05-03-89
	TOTALS	\$10,130,869		\$7,388,294	\$126,342,070	1,489	
PROJECTS APPROVED IN FY 1990:							
6	LAWRENCEBURG, CITY OF	\$301,000		\$86,114 (c)	\$426,187	30	08-07-89
7	LEITCHFIELD, CITY OF	\$1,296,200		\$699,674 (c)	\$2,470,000	200	08-07-89
8	LIBERTY, CITY OF	\$319,573		\$163,822 (c)	\$1,533,133	140	08-07-89
9	BEREA, CITY OF	\$1,200,000		\$340,000 (c)	\$0	750	08-07-89
10	GAMALIEL, CITY OF	\$2,040,263		\$490,425 (c)	\$2,000,000	125	09-27-89 (REAP. 3-28-91 & AMD. 6-26-92)
11	GRAYSON, CITY OF (1)	\$1,875,000		\$1,000,000 (c)	\$10,000,000	300	12-13-89
12	LEBANON JUNCTION, CITY OF	\$701,900		\$148,649 (c)	\$7,500,000	200	04-25-90
13	MT. VERNON, CITY OF	\$864,347		\$456,480 (c)	\$20,000,000	154	04-25-90 (AMD. 3-28-91)
14	RUSSELLVILLE, CITY OF	\$1,591,673		\$1,434,750 (c)	\$0	0	04-25-90
	TOTALS	\$10,189,956		\$4,819,914	\$43,929,320	1,899	
PROJECTS APPROVED IN FY 1991:							
15	RICHMOND, CITY OF	\$1,508,300		\$250,000 (c)	\$1,500,000	100	09-26-90
16	WARREN COUNTY W.D. (Chg)	\$638,035		\$229,035 (c)	\$14,000,000	280	09-26-90
17	LAUREL COUNTY FISCAL COURT	\$964,742		\$319,969 (c)	\$2,900,000	74	09-26-90
18	MOUNTAIN WATER DISTRICT (Mtn. Top E	\$890,977		\$186,711 (c)	\$2,250,000	500	11-19-90
19	MONTICELLO, CITY OF (1)	\$336,450		\$366,293 (c)	\$2,300,000	432	06-20-91
20	JEFFERSON COUNTY / KROGER	\$1,425,575		\$1,310,251 (c)	\$23,950,000	101	06-20-91 (AMD. 3-17-93)
	TOTALS	\$5,764,079		\$2,662,259	\$46,900,000	1,487	
PROJECTS APPROVED IN FY 1992:							
21	NEWPORT, CITY OF	\$4,017,704		\$2,931,899 (c)	\$2,931,899	220	09-16-91 (AMD. 7-23-92; 6-29-94; 12/9/04)
22	HODGENVILLE, CITY OF	\$125,900		\$114,931 (c)	\$400,000	16	11-01-91
23	SCOTTSDALE, CITY OF	\$4,252,173		\$2,660,800 (c)	\$0	260	12-04-91
24	MONTICELLO, CITY OF (2)	\$2,610,040		\$1,495,628 (c)	\$0	0	12-04-91
25	WARREN COUNTY WATER DISTRICT (W	\$121,000		\$92,809 (c)	\$32,000,000	200	02-25-92
26	WARREN COUNTY WATER DISTRICT (S	\$297,000		\$203,233 (c)	\$0	0	02-25-92
27	LIVERMORE, CITY OF	\$86,039		\$86,039 (c)	\$0	12	06-26-92
	TOTALS	\$11,509,856		\$7,585,339	\$35,331,899	708	
PROJECTS APPROVED IN FY 1993:							
28	MARION, CITY OF	\$1,218,460		\$379,510 (c)	\$1,412,000	40	12-17-92
29	DAVIESS COUNTY FISCAL COURT	\$1,765,510		\$1,634,610 (c)	\$340,000,000	280	01-29-93
30	COVINGTON, CITY OF	\$516,140		\$460,327 (c)	\$18,000,000	500	01-29-93
31	HOPKINSVILLE, CITY OF	\$8,688,679		\$5,000,000 (c)	\$0	500	05-05-93 (REAP. 3-31-95)
	TOTALS	\$12,188,789		\$7,474,447	\$359,412,000	1,320	
PROJECTS APPROVED IN FY 1994:							
32	GRAYSON, CITY OF (2)	\$1,712,759		\$1,412,759 (c)	\$0	155	08-31-93
33	PIKEVILLE, CITY OF	\$5,037,889		\$611,397 (c)	\$4,396,000	93	08-31-93
34	LANCASTER, CITY OF	\$1,710,420		\$781,462 (c)	\$0	100	09-29-93
35	GALLATIN COUNTY	\$4,089,434		\$4,000,000 (c)	\$400,089,434	400	09-29-93 (AMD. 6-29-94; REAP. 3-31-95)
36	CAMPBELLSVILLE, CITY OF	\$4,905,000		\$1,905,000 (s)	\$0	295	12-05-95 (REAP.)(AMD. 7-13-98)
	TOTALS	\$38,849,110		\$21,645,392	\$781,897,434	3,363	
PROJECTS APPROVED IN FY 1995:							
30	HENDERSON, CITY OF (phase 1)	\$7,445,372		\$3,188,731 (c)	\$0	1,500	08-30-94 (AMD. 7-5-96)
	(phase 2)			\$581,512 (c)	\$0	0	08-30-94
* 31	WEBSTER COUNTY WATER DISTRICT	\$1,268,460		\$638,000 (c)	\$0	58	05-30-95
	TOTALS	\$8,713,832		\$4,408,243	\$0	1,558	
PROJECTS APPROVED IN FY 1996:							
* 32	OAK GROVE, CITY OF	\$787,990		\$498,295 (c)	\$0	134	05-14-96
33	MOUNT STERLING, CITY OF	\$2,467,009		\$2,467,009 (c)	\$0	400	05-14-96
	TOTALS	\$3,254,999		\$2,965,304	\$0	534	
PROJECTS APPROVED IN FY 1997:							
34	CORBIN, CITY OF	\$583,878		\$300,000 (c)	\$0	30	8-29-96
42	GRAVES CO WATER DISTRICT	\$1,028,000		\$528,000 (c)	\$0	95	12-4-96; 4/4/13 REAP 9-1-98; assumed from Hickory
	TOTALS	\$1,611,878		\$828,000	\$0	125	

		TOTAL INFRASTRUCTURE AMOUNT	KIA Grnt/Prin Forg AMOUNT	KIA Loan AMOUNT	GENERATED PRIVATE INVESTMENT	JOBS CREATED	DATE APPROVED	COMMENTS
PROJECTS APPROVED IN FY 1998:								
*	42	PRESTONSBURG, CITY OF	\$4,392,500	\$600,000 (c)	\$0	77	2-26-98	\$50M inc. app. 2-5-99
*	43	PAINTSVILLE, CITY OF	\$8,070,950	\$1,772,800 (c)	\$0	400	2-26-98	(REAP. 12-10-99)
		TOTALS	\$12,463,450	\$2,372,800	\$0	477		
PROJECTS APPROVED IN FY 1999:								
*	44	HARDINSBURG, CITY OF	\$5,239,680	\$131,231 (c)	\$0	14	7-13-98	
*	45	PRESTONSBURG, CITY OF	\$1,591,200	\$795,600 (c)	\$0	400	4-27-99	
		TOTALS	\$6,830,880	\$926,831	\$0	414		
PROJECTS APPROVED IN FY 2000:								
*	46	GALLATIN CO WATER DISTRICT	\$1,100,000	\$744,796 (c)	\$95,000,000	130	09/01/1999;	AMD 4/4/00
*	47	CARROLTON, CITY OF (CELOTEX)	\$184,300	\$112,200 (c)	\$75,000,000	122	12/10/1999;	AMD 9/1/01
		TOTALS	\$1,284,300	\$856,996	\$170,000,000	122		
PROJECTS APPROVED IN FY2005:								
*	48	UNION COUNTY FISCAL COURT	\$1,550,000	\$0	\$0	NA	11/04/2004	commitment expired
*	40	OWENTON, CITY OF	\$736,890	\$0	\$0	NA	11/04/2004	commitment expired
*	41	HART CO FISCAL COURT	\$3,192,000	\$2,170,999 (c)	\$0	NA	03/03/2005	
*	42	BOONE COUNTY WATER DISTRICT	\$3,548,148	\$2,506,118 (c)	\$0	NA	6/2/05; 7/1/10	assumed from Boone Co FC
		TOTALS	\$9,027,038	\$4,677,117	\$0			
PROJECTS APPROVED IN FY2006:								
*	43	GRAVES CO WATER DISTRICT	\$596,776	\$596,776 (c)	\$0	NA	1/2005; 7/26/06; 10/2/08	Assumed from Fancy Farm WD
*	44	GRAVES CO WATER DISTRICT	\$152,176	\$152,176 (c)	\$0	NA	9/1/2005; 10/2/08	Assumed from Fancy Farm WD
*	45	WESTERN MASON SANITATION DIST	\$4,644,000	\$560,272 (c)	\$0	NA	12/01/2005	
*	46	BONNIEVILLE, CITY OF	\$3,160,000	\$0	\$0	NA	12/01/2005	commitment expired
*	47	Elkton, City of	\$808,000	\$808,000 (c)	\$0	NA	03/02/2006	
*	48	MT VERNON, CITY OF	\$2,055,000	\$945,000 (c)	\$0	NA	05/04/2006	
		TOTALS	\$11,415,953	\$3,062,225	\$0			
PROJECTS APPROVED IN FY2007:								
*	49	GUTHRIE, CITY OF	\$0	\$0	\$0	NA	08/03/2006	Withdrawn
*	50	OWINGSVILLE, CITY OF	\$4,367,250	\$797,250 (c)	\$0	NA	06/10/01/2009	338,997 In; 50,000 grant
*	51	JAMESTOWN, CITY OF	\$13,065,000	\$3,588,700 (c)	\$0	NA	12/07/2006	3,038,700 In; 550,000 grant
*	52	CONNECTGRADD	\$2,400,000	\$837,856 (c)	\$0	NA	02/08/2007	broadband
*	53	ALBANY, CITY OF	\$7,366,000	\$749,947 (c)	\$0	NA	05/10/2007	EO 2007-298 GF
*	54	GRAVES CO WATER DISTRICT	\$849,154	\$849,154 (c)	\$0	NA	5/10/2007; 10/2/08	S Graves WD
		TOTALS	\$28,047,403	\$6,822,906	\$0			
PROJECTS APPROVED IN FY2008:								
*	55	CAVELAND ENVIRONMENTAL	\$2,910,000	\$125,000 (c)	\$0	NA	09/06/2007	sewer
*	56	HOPKINSVILLE ELECT & EN NET	\$3,000,000	\$3,000,000 (c)	\$0	NA	10/04/2007	fiber optic communications
*	57	MARION CO WATER DISTRICT	\$750,000	\$340,000 (c)	\$0	NA	10/04/2007	water
*	58	WILLIAMSBURG, CITY OF	\$3,237,440	\$400,000 (c)	\$0	NA	10/04/2007	water
*	59	LOGAN TODD REG WAT COMM	\$1,500,000	\$400,000 (c)	\$0	NA	11/01/2007	water
*	60	BURGIN, CITY OF	\$50,000	\$50,000 (c)	\$0	NA	11/01/2007	water
*	61	PRESTONSBURG, CITY OF	\$2,700,000	\$2,700,000	\$0	NA	12/06/2007	purchase Auxier Water
*	62	GLASGOW, CITY OF	\$1,200,000	\$1,200,000 (c)	\$0	NA	2/7/2008; 10/9/08	broadband
*	63	LANCASTER, CITY OF	\$690,000	\$490,000 (c)	\$0	NA	03/06/2008	sewer
*	64	WHITLEY CO WATER DISTRICT	\$2,708,000	\$932,800 (c)	\$0	NA	3/6/08; 7/27/11	water
*	65	HINDMAN, CITY OF	\$500,000	\$500,000 (c)	\$0	NA	04/03/2008	water
*	66	WALTON, CITY OF	\$4,000,000	\$1,000,000 (c)	\$0	NA	06/05/2008	sewer
		TOTALS	\$23,245,440	\$11,137,800	\$0			
PROJECTS APPROVED IN FY2009:								
*	67	CARROLLTON, CITY OF	\$2,949,731	\$867,091 (c)	\$0	NA	8/7/08; 12/8/11	sewer
*	68	LOUISA, CITY OF	\$1,075,000	\$972,330 (c)	\$0	NA	08/07/2008	sewer
*	69	PRESTONSBURG, CITY OF	\$841,000	\$841,000 (c)	\$0	NA	10/02/2008	water meters
*	70	LEBANON, CITY OF	\$1,119,707	\$582,883 (c)	\$0	NA	12/04/2008	water
*	71	MuniNet	\$2,500,000	\$2,500,000 (c)	\$0	NA	06/25/09; 4/7/11	broadband; assumed from Murray
*	72	PINEVILLE, CITY OF	\$0	\$0	\$0	NA	06/25/2009	sewer - withdrawn 9/24/09
		TOTALS	\$8,485,438	\$5,763,304	\$0			
PROJECTS APPROVED IN FY2010:								
*	73	Prestonsburg, City of	\$2,670,000	\$0	\$0	NA	10/01/2009	sewer
*	74	Falmouth, City of	\$564,835	\$564,835 (c)	\$0	NA	10/01/2009	sewer
*	75	Louisville and Jefferson County MSD	\$500,000	\$500,000 (c)	\$0	NA	2/4/10; 12/3/20	sewer - assumed 12/3/20
*	76	Hart Co Industrial Authority	\$2,300,000	\$999,811 (c)	\$3,000,000	40	02/04/2010	sewer
*	77	Marshall Co. Fiscal Court	\$1,075,000	\$275,000 (c)	\$0	NA	6/3/10; 12/6/12	80% grant/ 20% loan
		TOTALS	\$7,109,835	\$800,000	\$2,339,646	\$3,000,000	40	

	TOTAL INFRASTRUCTURE AMOUNT	KIA Grnt/Prin Forg AMOUNT	KIA Loan AMOUNT	GENERATED PRIVATE INVESTMENT	JOBS CREATED	DATE APPROVED	COMMENTS
PROJECTS APPROVED IN FY2011:							
78	Louisville and Jefferson County MSD	\$500,000	\$0	\$500,000 (c)	\$0 NA	8/5/10; 12/3/20	sewer - assumed 12/3/20
79	Greenville, City of	\$1,226,500	\$0	\$1,226,500 (c)	\$0 NA	10/14/10;10/25/13	sewer
80	Marion, City of	\$2,100,000	\$0	\$1,175,526 (c)	\$0 NA	10/14/2010	water
81	Princeton, City of	\$430,645	\$0	\$401,674 (c)	\$0 NA	10/14/10; 7/11/11	sewer
82	Bracken Co Water District	\$475,000	\$380,000	\$95,000 (c)	\$0 NA	12/09/2010	water
83	Caneyville, City of	\$445,000	\$0	\$110,000 (c)	\$0 NA	12/09/2010	sewer
84	Crab Orchard, City of	\$1,660,000	\$400,000	\$409,999 (c)	\$0 NA	12/09/2010	water
85	Flatwoods, City of	\$887,500	\$514,800	\$128,700 (c)	\$0 NA	2/3/2011; 8/2/12	
86	Graves County Water District	\$1,111,266	\$220,000	\$780,000 (c)	\$0 NA	02/03/2011	
87	Mt. Washington, City of	\$700,000	\$560,000	\$140,000 (c)	\$0 NA	02/03/2011	
88	White Plains, City of	\$657,000	\$525,600	\$131,400 (c)	\$0 NA	02/03/2011	
89	Beattyville, City of	\$675,000	\$140,000	\$35,000 (c)	\$0 NA	03/03/2011	water
90	Elkton, City of	\$141,700	\$0	\$136,761 (c)	\$0 NA	03/03/2011	water
91	Nicholas County Sanitation District	\$2,641,000	\$0	\$550,000 (c)	\$0 NA	03/03/2011	sewer
92	North McLean Co WD	\$737,871	\$200,000	\$50,000 (c)	\$0 NA	03/03/2011	water
93	MuniNet	\$2,031,370	\$0	\$2,031,370 (c)	\$0 NA	04/07/2011	broadband
TOTALS	\$16,419,852	\$2,940,400	\$7,901,930	\$0	0		
PROJECTS APPROVED IN FY2012:							
94	Crittenden-Livingston Water District	\$300,000	\$0	\$300,000 (c)	\$0 NA	08/04/2011	water
95	Lewisburg, City of	\$0	\$0	\$0	\$0 NA	03/01/2012	water - withdrawn 12/2/13
96	Olive Hill, City of	\$505,000	\$0	\$505,000 (c)	\$0 NA	03/01/2012	water
97	Mount Olivet, City of	\$1,100,000	\$0	\$350,000 (c)	\$0 NA	04/12/2012	water
98	Nebo Water District	\$92,000	\$0	\$92,000 (c)	\$0 NA	06/07/2012	water - WX21107002
TOTALS	\$1,997,000	\$0	\$1,247,000	\$0	0		
PROJECTS APPROVED IN FY2013:							
99	East Pendleton Water District	\$160,000	\$0	\$160,000 (c)	\$0 NA	08/02/2012	water WX21191002
100	Marion County Water District	\$548,180	\$0	\$548,180 (c)	\$0 NA	08/02/2012	water - WX21155031
101	Symsonia Water District	\$924,016	\$0	\$327,103 (c)	\$0 NA	8/2/12; 12/4/14	water - WX21083055
102	Scottsville, City of	\$716,000	\$0	\$261,068 (c)	\$0 NA	08/02/2012	sewer - SX21003032
103	South Shore, City of	\$2,082,411	\$0	\$1,882,411 (c)	\$0 NA	8/2/12; 4/2/15	purchase water system; WX21089067
104	City of Elkton	\$346,243	\$0	\$346,243 (c)	\$0 NA	3/7/13;10/25/13	water - WX21219030
105	Bullitt Co Sanitation District	\$89,217	\$84,756	\$4,461 (c)	\$0 NA	03/07/2013	sewer - SX21029031
106	Pineville, City of	\$1,380,000	\$0	\$1,380,000 (c)	\$0 NA	04/04/2013	water - WX21013926
107	Green River Valley Water District	\$1,287,000	\$0	\$1,287,000 (c)	\$0 NA	4/4/13; 6/4/15	water - WX21099037
108	Burkesville, City of	\$1,500,000	\$0	\$500,000 (c)	\$0 NA	05/02/2013	sewer - SX21057003
109	Scottsville, City of	\$2,093,465	\$0	\$1,138,509 (c)	\$0 NA	05/02/2013	sewer - SX21003027
TOTALS	\$11,126,532	\$84,756	\$7,834,975	\$0	0		
PROJECTS APPROVED IN FY2014:							
110	Paradise Park Reg Industrial Dev Auth	\$853,585	\$0	\$339,409 (c)	\$0 NA	09/05/2013	water - WX21177029
111	US 60 Water District	\$1,605,810	\$0	\$1,300,000 (c)	\$0 NA	09/05/2013	water - WX21211033
112	Greensburg, City of	\$83,813	\$0	\$83,813	\$0 NA	02/06/2014	water - WX21087018
113	Edmonton, City of	\$174,907	\$0	\$174,907 (c)	\$0 NA	02/06/2014	water - WX21169031
114	Dawson Springs, City of	\$450,000	\$0	\$284,361 (c)	\$0 NA	03/06/2014	water - WX21107035
115	Wickliffe, City of	\$54,385	\$0	\$54,385 (c)	\$0 NA	03/06/2014	water - WX21007006
116	Lebanon Junction, City of	\$296,058	\$0	\$296,058 (c)	\$0 NA	4/3/14; 9/3/15	sewer - SX21029032
117	Grand Rivers, City of	\$263,000	\$0	\$263,000 (c)	\$0 NA	04/03/2014	water - WX21139017
118	Mount Olivet, City of	\$0	\$0	\$0	\$0 NA	04/03/2014	sewer - SX21201007 - withdrawn 2014
119	Hickman, City of	\$0	\$0	\$0	\$0 NA	04/03/2014	water - WX21075017 - withdrawn 8/20/14
120	London, City of	\$1,100,300	\$0	\$1,100,300 (c)	\$0 NA	05/01/2014	sewer - SX21125004
121	Greenup Joint Sewer Agency	\$1,940,465	\$0	\$1,940,465 (c)	\$0 NA	06/26/2014	sewer - SX21089072
122	Greensburg, City of	\$0	\$0	\$0	\$0 NA	06/26/2014	water - WX21087008 - withdrawn 2/20/14
TOTALS	\$6,822,323	\$0	\$5,836,699	\$0	0		
PROJECTS APPROVED IN FY2015:							
123	Hustonsville, City of	\$544,451	\$0	\$544,451 (c)	\$0 NA	9/4/14; 10/1/15	water - WX21137046
124	Bracken Co Water District	\$358,000	\$0	\$358,000 (c)	\$0 NA	12/04/2014	water - WX21023045
125	Northern Kentucky Water District	\$1,727,112	\$0	\$1,392,195 (c)	\$0 NA	02/05/2015	water - WX21117002
126	Cattlettsburg, City of	\$270,000	\$0	\$270,000 (c)	\$0 NA	02/05/2015	sewer - SX21019076
127	Barbourville, City of	\$0	\$0	\$0	\$0 NA	04/02/2015	water - WX21121007 - withdrawn 4/13/16
128	US 60 Water District	\$2,326,000	\$0	\$1,721,905 (c)	\$0 NA	06/04/2015	water - WX21211033
129	McLean County Regional Water Commissic	\$10,992,089	\$0	\$2,165,902 (c)	\$0 NA	06/04/2015	water - WX21149042
TOTALS	\$16,217,652	\$0	\$6,452,454	\$0	0		
PROJECTS APPROVED IN FY2016:							
130	Louisville and Jefferson County MSD	\$175,000	\$0	\$87,430 (c)	\$0 NA	7/2/15; 12/3/20	sewer - SX21029030 - assumed 12/3/20
131	Muhlenberg County Water District #3	\$391,000	\$0	\$0	\$0 NA	07/02/2015	water - WX21177038 - commitment expired
132	Jeffersonville, City of	\$307,160	\$0	\$307,160 (c)	\$0 NA	08/06/2015	water - WX21173112
133	Pineville, City of	\$280,791	\$0	\$280,791 (c)	\$0 NA	08/06/2015	sewer - SX21013004
134	Martin, City of	\$0	\$0	\$0 (c)	\$0 NA	09/03/2015	sewer - SX21071008 - rescinded 2/27/17
135	Perry County Fiscal Court	\$350,000	\$50,000	\$300,000 (c)	\$0 NA	11/05/2015	water - WX21193029
136	Reid Village Water District	\$350,000	\$0	\$350,000 (c)	\$0 NA	02/04/2016	water - WX21173139
137	Morganfield, City of	\$213,287	\$0	\$213,287 (c)	\$0 NA	05/05/2016	sewer - SX21225006
138	Lewisport, City of	\$267,500	\$0	\$267,500 (c)	\$0 NA	6/2/16; 2/2/17	water - WX21091098
139	Elkhorn City, City of	\$402,060	\$0	\$402,060 (c)	\$0 NA	06/02/2016	sewer - SX21195018
140	Lancaster, City of	\$204,890	\$0	\$204,890 (c)	\$0 NA	06/02/2016	sewer - SX21079017
TOTALS	\$2,941,689	\$50,000	\$2,413,119	\$0	0		

	TOTAL INFRASTRUCTURE AMOUNT	KIA Grnt/Prin Forg AMOUNT	KIA Loan AMOUNT	GENERATED PRIVATE INVESTMENT	JOBS CREATED	DATE APPROVED	COMMENTS
PROJECTS APPROVED IN FY2017:							
141	Hustonsville, City of	\$75,639	\$0	\$75,639 (c)	\$0 NA	08/04/2016	water - WX21137050
142	Lawrenceburg, City of	\$1,985,000	\$0	\$909,582 (c)	\$0 NA	08/04/2016	sewer - SX21005006
143	Calvert City, City of	\$576,113	\$0	\$463,537 (c)	\$0 NA	09/01/2016	water - WX21157017
144	Northeast Woodford County Water District	\$400,000	\$0	\$400,000	\$0 NA	10/27/2016	water - WX21239032
145	New Castle, City of	\$890,000	\$0	\$428,913.77 (c)	\$0 NA	12/01/2016	sewer/water - SX21103012/WX21103059
146	Bardstown, City of	\$1,220,499	\$0	\$1,220,499 (c)	\$0 NA	12/1/16; 5/4/17	water - WX21179030
147	Bowling Green, City of	\$2,000,000	\$0	\$2,000,000 (c)	\$0 NA	12/01/2016	water - WX21227076
148	South Hopkins Water District	\$765,000	\$0	\$604,132 (c)	\$0 NA	03/02/2017	water - WX21107052
149	Bardstown, City of	\$1,123,048	\$0	\$1,123,048 (c)	\$0 NA	5/4/17; 3/1/18	water - WX21179031
150	Mayfield, City of	\$728,073	\$0	\$728,073 (c)	\$0 NA	06/01/2017	sewer/water - SX21083058/WX21083041
151	Regional Water Resource Agency	\$258,706.89	\$0	\$258,706.89 (c)	\$0 NA	06/01/2017	sewer - SX21059039
152	Regional Water Resource Agency	\$417,101	\$0	\$417,101 (c)	\$0 NA	06/01/2017	sewer - SX21059026
TOTALS		\$10,439,180	\$0	\$8,629,232	\$0	0	
PROJECTS APPROVED IN FY2018:							
153	Guthrie, City of	\$1,163,825	\$0	\$1,163,825 (c)	\$0 NA	10/05/2017	sewer/water - SX21219022/WX21219008
154	Elkhorn Water District	\$880,000	\$0	\$750,000	\$0 NA	10/05/2017	water - WX21073021
155	Lewisburg, City of	\$250,000	\$0	\$250,000	\$0 NA	12/06/2017	sewer - SX21141014
156	Albany, City of	\$515,000	\$0	\$53,000 (c)	\$0 NA	02/01/2018	water - WX21053014
157	Flemingsburg, City of	\$416,820	\$0	\$132,046 (c)	\$0 NA	02/01/2018	sewer - SX21069019
158	Kentucky Dept of Parks - Taylorsville Lake	\$856,000	\$0	\$788,550 (c)	\$0 NA	02/01/2018	sewer - SX21215005
159	Cannonsburg Water District	\$85,000	\$0	\$57,271 (c)	\$0 NA	06/12/2018	water - WX21089035
160	Hopkinsville Electric System	\$4,300,000	\$0	\$2,500,000 (c)	\$0 NA	06/12/2018	broadband
161	Marion County Water District	\$950,000	\$0	\$950,000 (c)	\$0 NA	06/12/2018	water - WX21155022
TOTALS		\$9,416,645	\$0	\$6,644,691	\$0	0	
PROJECTS APPROVED IN FY2019:							
162	Calvert City, City of	\$610,800	\$0	\$470,288 (c)	\$0 NA	09/26/2018	water - WX21035006
163	Mount Washington, City of	\$1,599,630	\$0	\$1,599,630 (c)	\$0 NA	09/26/2018	water - WX21029293
164	Murray, City of	\$4,592,253	\$0	\$1,500,000 (c)	\$0 NA	11/13/2018	water - WX21035037
165	Laurel County Water District #2	\$1,775,000	\$0	\$445,000 (c)	\$0 NA	11/13/2018	water - WX21125020
166	Warren County Water District	\$3,056,000	\$0	\$2,000,000	\$0 NA	12/11/2018	sewer - SX21227082
167	Hickman, City of	\$397,000	\$0	\$397,000 (c)	\$0 NA	04/04/2019	water - WX21075020
TOTALS		\$12,030,683	\$0	\$6,411,918	\$0	0	
PROJECTS APPROVED IN FY2020:							
168	Mayfield, City of	\$2,221,117	\$0	\$2,221,117	\$0 NA	08/06/2019	sewer/water - SX21083047, SX21083061, SX21083055, WX21083021
169	Hyden-Leslie County Water District	\$2,835,000	\$0	\$2,823,505 (c)	\$0 NA	11/7/19; 2/4/21	water - WX21131111
170	Hazard, City of	\$2,980,000	\$0	\$596,000 (c)	\$0 NA	11/07/2019	gas - no project number
171	Flemingsburg, City of	\$258,015	\$0	\$77,405	\$0 NA	03/05/2020	water - WX21069039
TOTALS		\$8,294,132	\$0	\$5,718,027	\$0	0	
PROJECTS APPROVED IN FY2021:							
172	Bardstown, City of	\$1,472,400	\$0	\$1,472,400	\$0 NA	08/06/2020	sewer - SX21179030
173	Western Pulaski Water District	\$1,865,000	\$0	\$1,146,000	\$0 NA	09/24/2020	water - WX21199136
174	Berea, City of	\$753,100	\$0	\$256,200	\$0 NA	06/03/2021	sewer - SX21151057
TOTALS		\$4,090,500	\$0	\$2,874,600	\$0	0	
PROJECTS APPROVED IN FY2022:							
175	Midway, City of	\$350,000	\$0	\$200,000	\$0 NA	07/01/2021	sewer - SX21239015
176	Catlettsburg, City of	\$499,853	\$0	\$499,853	\$0 NA	02/03/2022	sewer - SX21019075
TOTALS		\$849,853	\$0	\$699,853	\$0	0	
GRAND TOTALS		\$310,769,147	\$3,875,156	\$160,401,315	\$1,566,812,723	\$13,536	

bold, italics - pending board approval

* Bonds have not been sold for these projects

+ Projects were funded under the master note

(c) - Final amounts; Loan has been closed

(s) - Amount represented in the assistance agreement

TOTAL AUTHORIZATION FYS 1991-94	\$6,000,000
TOTAL DEAUTHORIZATION FYS 95-96	(\$78,822)
TOTAL AUTHORIZATION FYS 1997-98	\$0
TOTAL AUTHORIZATION FYS 1998-2000	\$13,000,000 (rif)
TOTAL AUTHORIZATION FYS 2001-2002	\$3,925,000 (rif)
	<u>\$22,846,178</u>

**KENTUCKY INFRASTRUCTURE AUTHORITY
WATER RESOURCES GRANT----- (FUND B1)**

TOTAL INFRASTRUCTURE AMOUNT	KIA AMOUNT	DATE APPROVED	COMMENTS
-----------------------------------	---------------	------------------	----------

PROJECTS APPROVED JULY 1, 1991 THROUGH JUNE 30, 1992:

1 ELKHORN WATER DISTRICT	\$383,000	\$151,233 (c)	9-16-91	
2 BEAVER-ELKHORN WATER DISTRICT (PH II)	\$2,262,200	\$1,383,547 (c)	9-16-91	(REAP. 5-5-93)
3 BEAVER-ELKHORN WATER DISTRICT (PH III)	\$3,386,325	\$616,453 (c)	9-16-91	(REAP. 5-5-93)
4 WACO WATER DISTRICT	\$304,525	\$300,000 (c)	9-16-91	
5 NORTH MERCER WATER DISTRICT	\$1,833,000	\$500,000 (c)	9-16-91	
6 WEBSTER COUNTY WATER DISTRICT	\$2,269,500	\$1,500,000 (c)	9-16-91	
7 ANDERSON COUNTY	\$361,638	\$270,000 (c)	9-16-91	
8 GEORGETOWN, CITY OF	\$3,474,350	\$400,000 (c)	9-16-91	
9 LYNCH, CITY OF	\$502,500	\$499,945 (c)	9-16-91	
TOTALS	<u>\$14,777,038</u>	<u>\$5,621,178</u>		

PROJECTS APPROVED JULY 1, 1992 THROUGH JUNE 30, 1994:

10 DAVIESS COUNTY FISCAL COURT (East Daviess County Water Association)	\$300,000	\$300,000 (c)	11-12-92	(AMD. 9-29-93)
TOTALS	<u>\$300,000</u>	<u>\$300,000</u>		

PROJECTS PER SPECIAL PROVISIONS DURING 1998 GENERAL SESSION

11 MEADE COUNTY FISCAL COURT	\$4,204,225	\$2,500,000	12/18/1998	
12 CITY OF RICHMOND	\$8,400,000	\$4,000,000	09/01/1998	
13 CITY OF MIDWAY	\$4,760,971	\$3,500,000	06/06/2000	
14 CITY OF HINDMAN	\$3,000,000	\$3,000,000	07/28/1999	
TOTALS	<u>\$20,365,196</u>	<u>\$13,000,000</u>		(rif)

PROJECTS APPROVED JULY 1, 1998 THROUGH JUNE 30, 1999:

15 WATER RESOURCE DEV COMMISSION	\$1,053,000	753,000 (rif)	4-27-99	
TOTALS	<u>\$1,053,000</u>	<u>753,000</u>		

PROJECTS PER SPECIAL PROVISIONS DURING 2000 GENERAL SESSION

16 HORTON CAMP INF AT GREEN RIVER ST PARK	650,000.00	650,000.00	06/06/2000	
17 FLEMING CO WATER COMM	75,000.00	75,000.00	02/01/2001 (AA date)	
18 FLEMING CO '201' SEWER PLANNING	50,000.00	50,000.00	10/01/2001 (AA date)	
19 CITY OF WURLAND	25,000.00	25,000.00	10/01/2001 (AA date)	
20 SPURLOCK & LITTLE MUD CREEK	300,000.00	300,000.00	08/17/2001 (AA date)	
21 PIKE COUNTY - TAYLOR FORK	50,000.00	50,000.00	08/06/2001 (AA date)	
22 SOUTHERN MADISON WATER DISTRICT	200,000.00	200,000.00	03/01/2001 (AA date)	
23 HENDERSON CO WATER DISTRICT	500,000.00	500,000.00	08/20/2001 (AA date)	
24 LEWIS CO WATER & SEWER	500,000.00	500,000.00	11/22/2000	
25 GREEN CO WATER & SEWER	500,000.00	500,000.00	08/06/2001 (AA date)	
26 LARUE COUNTY FISCAL COURT	750,000.00	750,000.00	08/06/2001 (AA date)	
27 CARROL COUNTY FISCAL COURT	250,000.00	250,000.00	08/01/2001 (AA date)	
28 CITY OF RACELAND	25,000.00	25,000.00	09/21/2001 (AA date)	
29 CITY OF WORTHINGTON	25,000.00	25,000.00	08/06/2001 (AA date)	
30 CITY OF FLATWOODS	25,000.00	25,000.00	10/01/2001 (AA date)	
TOTALS	<u>3,925,000.00</u>	<u>3,925,000.00</u>		(rif)

TOTAL INFRASTRUCTURE AMOUNT	KIA AMOUNT	DATE APPROVED	COMMENTS
-----------------------------------	---------------	------------------	----------

PROJECTS APPROVED JULY 1, 2001 THROUGH JUNE 30, 2002:

31	Columbia-Campbellsville	WX21001008	\$3,415,000	\$55,000	12/06/2001
32	Bath County Water District	WX21011002	\$2,253,000	\$1,150,000	12/06/2001
33	City of Paris	WX21017002	\$2,300,000	\$1,000,000	12/06/2001
34	City of Ashland	WX21019006	\$2,362,626	\$750,000	12/06/2001
35	Bracken County Water District	WX21023001	\$1,810,000	\$93,500	12/06/2001
36	City of Murray	WX21035005	\$1,126,000	\$0	12/06/2001
37	Center Ridge Water District	WX21035011	\$262,200	\$262,200	12/06/2001
38	West Carroll Water District	WX21041301	\$2,200,000	\$500,000	12/06/2001
39	Rattlesnake Ridge Water District	WX21043001	\$4,130,000	\$440,000	12/06/2001
40	Christian County Water District	WX21047011	\$2,200,000	\$1,000,000	12/06/2001
41	Owensboro Municipal Utilities	WX21059001	\$2,500,000	\$1,000,000	12/06/2001
42	Consumers Water District	WX21083002	\$1,117,868	\$1,000,000	12/06/2001
43	City of Caneyville	WX21085001	\$486,000	\$186,000	12/06/2001
44	Grayson County Water District	WX21085009	\$2,878,000	\$1,000,000	12/06/2001
45	City of Cumberland	WX21095662	\$1,600,000	\$400,000	12/06/2001
46	Henderson Water Utility	WX21101005	\$600,000	\$600,000	12/06/2001
47	Wood Creek water District	WX21125527	\$350,364	\$350,364	12/06/2001
48	Louisa Water District	WX21127001	\$5,570,570	\$1,000,000	12/06/2001
49	Electric Plant Board of the City of Vanceburg	WX21135001	\$4,077,000	\$977,000	12/06/2001
50	City of Sacramento	WX21149002	\$150,000	\$150,000	12/06/2001
51	Western Lewis Rectorville Water District	WX21161001	\$1,399,000	\$275,000	12/06/2001
52	Edmonton Water Works	WX21169001	\$2,222,782	\$595,782	12/06/2001
53	Tri-Village Water District	WX21187205	\$1,800,000	\$800,000	12/06/2001
54	City of Falmouth	WX21191311	\$1,000,000	\$300,000	12/06/2001
55	City of Hazard	WX21193009	\$5,500,000	\$250,000	12/06/2001
56	Buffalo Trail Water Association	WX21201005	\$1,500,000	\$750,000	12/06/2001
57	US 60 Water District	WX21211026	\$1,375,000	\$650,000	12/06/2001
58	Taylorville Water Works	WX21215087	\$3,500,000	\$430,400	12/06/2001
59	Campbellsville-Greensburg	WX21217004	\$3,181,900	\$0	12/06/2001
60	Cadiz-Trigg County Regional Water Commissic	WX21221002	\$14,000,000	\$70,000	12/06/2001
61	City of Midway	WX21239003	\$766,000	\$150,000	12/06/2001
62	City of Booneville	WX21189002	\$687,000	\$130,000	06/06/2002
TOTALS			\$78,320,310	\$16,315,246	(rif)

PROJECTS APPROVED JULY 1, 2006 THROUGH JUNE 30, 2007:

63	Knott Co Water & Sewer		\$500,000	\$500,000	10/05/2006
64	Bath Co WD		\$514,340	\$250,000	12/07/2006
65	Western Pulaski Co Water District		\$620,000	\$620,000	5/10/07; 6/21/07
66	City of Harlan		\$200,000	\$200,000	06/21/2007
TOTALS			\$1,834,340	\$1,570,000	(rif)

PROJECTS APPROVED IN FY2008:

67	City of Arlington		\$190,750	\$190,750	07/19/2007
68	City of Elkton		\$200,000	\$200,000	07/19/2007
69	City of Georgetown		\$80,000	\$80,000	07/19/2007
70	Morehead Utility Plant Board		\$373,900	\$373,900	07/19/2007
TOTALS			\$844,650	\$844,650	

GRAND TOTALS **\$121,419,534** **\$41,484,424**

bold, italics - pending board approval

(s) - Amount represented in the assistance agreement

(c) - Grant has been closed.

(rif) - To be funded out of the revolving loan funds

**KENTUCKY INFRASTRUCTURE AUTHORITY
WATER RESOURCES LOAN ----- (FUND B2)
GATEWAY, BIG SANDY, KENTUCKY RIVER AND CUMBERLAND VALLEY DEVELOPMENT DISTRICTS**

TOTAL AUTHORIZATION FYS 1991-94	\$30,000,000
TOTAL DEAUTHORIZATION FYS 1995-96	(\$1,716,586)
TOTAL AUTHORIZATION FYS 1997-98	\$0
TOTAL AUTHORIZATION FYS 1998-99	\$0
TOTAL 1991 - 1998	<u>\$28,283,414</u>

TOTAL INFRASTRUCTURE AMOUNT	KIA AMOUNT	INTEREST RATE	AREA DEVELOPMENT DISTRICT	DATE APPROVED	COMMENTS
-----------------------------------	---------------	------------------	---------------------------------	------------------	----------

PROJECTS APPROVED JULY 1, 1991 THROUGH JUNE 30, 1992:

1	MOUNTAIN WATER DISTRICT (Indian Creek)	\$2,712,760	\$337,760	(c)	3.0%	BIG SANDY	07-24-91	
2	MARTIN COUNTY WATER DISTRICT NO. 2	\$2,481,566	\$1,329,826	(c)	3.0%	BIG SANDY	09-16-91	(REAP. 5-5-93)
3	HYDEN / LESLIE CO. WATER DISTRICT	\$2,196,941	\$1,965,619	(c)	3.0%	KY. RIVER	09-16-91	
4	SOUTHERN WATER & SEWER (Phase I)	\$1,045,700	\$514,888	(c)	3.0%	BIG SANDY	09-16-91	(REAP. 1-29-93), Assumed from Beaver Elkhorn 12-21-00
5	SOUTHERN WATER & SEWER (Phase II)	\$2,262,200	\$847,982	(c)	3.0%	BIG SANDY	09-16-91	(REAP. 5-5-93), Assumed from Beaver Elkhorn 12-21-00
6	SOUTHERN WATER & SEWER (Phase III)	\$3,386,325	\$2,831,354	(c)	3.0%	BIG SANDY	09-16-91	(REAP. 5-5-93 & 2-2-95), Assumed from Beaver Elkhorn 12-21-00
7	MANCHESTER, CITY OF	\$1,766,705	\$970,439	(c)	2.9%	CUMB. VALLEY	11-01-91	
8	MOREHEAD, CITY OF	\$449,442	\$359,646	(c)	2.9%	GATEWAY	11-01-91	
9	MOUNTAIN WATER DISTRICT (Multi-Area)	\$5,165,093	\$5,165,093	(c)	2.9%	BIG SANDY	11-01-91	
10	PIKEVILLE, CITY OF	\$903,718	\$897,868	(c)	2.9%	BIG SANDY	11-01-91	
11	PINEVILLE, CITY OF	\$829,099	\$829,099	(c)	2.9%	CUMB. VALLEY	11-01-91	
12	BARBOURVILLE, CITY OF	\$4,500,000	\$1,924,831	(c)	2.9%	CUMB. VALLEY	11-01-91	
13	CORBIN, CITY OF	\$1,449,838	\$833,000	(c)	2.9%	CUMB. VALLEY	12-04-91	
14	PRESTONSBURG, CITY OF	\$2,173,278	\$1,960,288	(c)	2.9%	BIG SANDY	12-04-91	
15	HARLAN, CITY OF	\$1,434,170	\$1,434,170	(c)	2.9%	CUMB. VALLEY	12-04-91	
16	WHITESBURG, CITY OF	\$1,332,179	\$932,179	(c)	2.7%	KY. RIVER	05-13-92	
17	CLAY COUNTY FISCAL COURT (North Manchester Water Association)	\$2,805,321	\$2,621,001	(c)	2.95%	CUMB. VALLEY	05-13-92	
18	ROCKCASTLE COUNTY FISCAL COURT (Western Rockcastle Water Association)	\$778,500	\$364,572	(c)	2.95%	CUMB. VALLEY	05-13-92	
	TOTALS	<u>\$37,672,835</u>	<u>\$26,119,616</u>					

PROJECTS APPROVED JULY 1, 1992 THROUGH JUNE 30, 1993:

19	JACKSON COUNTY FISCAL COURT (Jackson County Water Association)	\$1,858,645	\$1,792,633	(c)	2.45%	KY. RIVER	11-12-92	
	TOTALS	<u>\$1,858,645</u>	<u>\$1,792,633</u>					

PROJECTS APPROVED JULY 1, 1993 THROUGH JUNE 30, 1994:

20	LAUREL COUNTY WATER DISTRICT NO. 2	\$1,324,000	\$450,000	(c)	1.6%	CUMB. VALLEY	5-11-94	(REAP. 12-5-95)
	TOTALS	<u>\$1,324,000</u>	<u>\$450,000</u>					
	GRAND TOTALS	<u>\$40,855,480</u>	<u>\$28,362,249</u>					

(s) - Amount represented in the assistance agreement.
(c) - Final Amount; Loan has been closed.

**KENTUCKY INFRASTRUCTURE AUTHORITY
GOVERNMENTAL AGENCIES PROGRAM ----- (FUND C)**

	TOTAL PROJECT AMOUNT	KIA AMOUNT		DATE APPROVED	COMMENTS
Fd C Available to Loan/Grant Before Current Meeting		\$3,384,845			
ORIGINAL KENTUCKY POLLUTION ABATEMENT AUTHORITY LOANS (42) REFINANCED BY THE KENTUCKY INFRASTRUCTURE AUTHORITY (1989)		\$32,025,000			
<u>PROJECTS APPROVED IN FY 1989:</u>					
1 CAMPBELLSVILLE, CITY OF	\$3,450,000	\$2,500,000	(c)		
2 CARLISLE, CITY OF	\$3,958,731	\$1,764,950	(c)		
3 CRITTENDEN, CITY OF	\$1,725,300	\$913,800	(c)		
4 EDMONTON, CITY OF	\$740,728	\$505,728	(c)		
5 FULTON, CITY OF	\$1,200,000	\$380,000	(c)		
6 INEZ, CITY OF	\$5,692,657	\$825,477	(c)		
7 PADUCAH-MCCRACKEN JOINT SEWER COM	\$1,844,500	\$1,844,500	(c)		ASSUMED FROM CITY OF PADUCAH
8 RUSSELL, CITY OF	\$2,851,000	\$2,851,000	(c)		
9 STANFORD, CITY OF	\$1,782,000	\$590,000	(c)		
10 TOMPKINSVILLE, CITY OF	\$720,000	\$445,000	(c)		
11 WEST LIBERTY, CITY OF	\$3,086,995	\$1,805,854	(c)		
12 HARDIN COUNTY WATER DISTRICT #2	\$3,597,502	\$932,502	(c)		
13 PADUCAH-MCCRACKEN JOINT SEWER COM	\$1,528,626	\$1,528,626	(c)		ASSUMED FROM MCCRACKEN CO SEWER
14 PADUCAH-MCCRACKEN JOINT SEWER COM	\$2,099,125	\$2,099,125	(c)		ASSUMED FROM MCCRACKEN CO SEWER
15 OLDHAM COUNTY WATER DISTRICT	\$1,191,282	\$1,330,500	(c)		
16 LOUISVILLE WATER COMPANY	\$2,593,497	\$1,094,330	(c)		ASSUMED FROM KENTUCKY TURNPIKE WATER DISTRICT 3/7/02
TOTALS	\$38,061,943	\$21,411,392			
<u>PROJECTS APPROVED IN FY 1990:</u>					
17 BULLOCK-PEN WATER DISTRICT	\$779,649	\$399,049	(c)	08-07-89	
18 BOYD COUNTY SANITATION DISTRICT #2	\$2,525,506	\$1,477,350	(c)	08-07-89	(AMD. 8-16-90 & 12-4-91)
19 FLEMINGSBURG, CITY OF	\$1,218,286	\$1,066,000	(c)	08-07-89	
20 FRANKLIN, CITY OF	\$695,690	\$687,204	(c)	05-03-89	(AMD. 8-7-89)
21 PINEVILLE, CITY OF	\$3,099,590	\$308,767	(c)	09-27-89	
22 EDMONSON COUNTY WATER DISTRICT	\$860,117	\$507,767	(c)	12-13-89	
23 HENDERSON COUNTY WATER DISTRICT #4	\$581,609	\$550,000	(c)	12-13-89	(AMD. 6-20-91)
24 EAST LOGAN COUNTY WATER DISTRICT	\$1,253,120	\$514,303	(c)	12-13-89	
25 MCKEE, CITY OF	\$562,789	\$185,289	(c)	04-25-90	
TOTALS	\$11,576,356	\$5,695,729			
<u>PROJECTS APPROVED IN FY 1991:</u>					
26 U.S. 60 WATER DISTRICT	\$391,065	\$202,400	(c)	08-16-90	
27 EDMONTON, CITY OF	\$727,621	\$502,621	(c)	08-16-90	
28 MUNFORDVILLE, CITY OF	\$107,320	\$100,850	(c)	09-26-90	
29 LEXINGTON-SOUTH ELKHORN WATER DIST	\$1,750,000	\$1,712,000	(c)	03-28-91	
30 PADUCAH-MCCRACKEN JOINT SEWER COM	\$583,445	\$450,884	(c)	03-28-91	ASSUMED FROM REIDLAND WSD
31 SOUTH GRAVES COUNTY WATER DISTRICT	\$728,605	\$728,605	(c)	06-20-91	(REAP. 12-17-92)(AMD. 11-10-97)(AMD 8-7-03)
32 TRIMBLE COUNTY WATER DISTRICT	\$342,103	\$328,603	(c)	06-20-91	(REAP. 9-16-91)
33 HENDERSON COUNTY WATER DISTRICT #2	\$633,013	\$325,000	(c)	06-20-91	
TOTALS	\$5,263,172	\$4,350,963			
<u>PROJECTS APPROVED IN FY 1992:</u>					
34 TOMPKINSVILLE, CITY OF	\$648,200	\$306,200	(c)	07-24-91	
35 WALTON, CITY OF	\$140,577	\$140,577	(c)	07-24-91	
36 WILMORE, CITY OF	\$745,155	\$228,355	(c)	09-16-91	
37 EDMONSON COUNTY WATER DISTRICT	\$197,959	\$92,747	(c)	09-16-91	
38 PADUCAH WATER WORKS	\$596,100	\$556,100	(c)	11/1/91;6/7/12	(assumed from Hendron Water District 6/7/12)
39 BULLOCK-PEN WATER DISTRICT	\$1,067,019	\$518,169	(c)	11-01-91	
40 U.S. 60 WATER DISTRICT	\$494,603	\$459,905	(c)	12-04-91	
41 FULTON, CITY OF	\$409,587	\$384,508	(c)	05-13-92	
42 BULLOCK-PEN WATER DISTRICT	\$62,111	\$29,254	(c)	05-13-92	
TOTALS	\$4,361,311	\$2,715,815			
<u>PROJECTS APPROVED IN FY 1993:</u>					
43 GEORGETOWN, CITY OF	\$554,870	\$162,870	(c)	11-12-92	(AMD. 6-29-94)(Assumed from Stamping Ground 3/2/06)
44 PIKEVILLE, CITY OF	\$1,317,639	\$419,771	(c)	11-12-92	
45 NORTH MARSHALL COUNTY WATER DISTRICT	\$1,414,199	\$1,414,199	(c)	12-17-92	
46 TAYLORSVILLE, CITY OF	\$188,000	\$188,000	(c)	03-03-93	
47 WURLAND, CITY OF	\$336,885	\$264,145	(c)	05-05-93	
TOTALS	\$3,811,593	\$2,448,985			

	TOTAL PROJECT AMOUNT	KIA AMOUNT		DATE APPROVED	COMMENTS
<u>PROJECTS APPROVED IN FY 1994:</u>					
48	WHITESBURG, CITY OF	\$1,701,993	\$381,855	(c)	09-29-93
49	JONATHAN CREEK WATER DISTRICT	\$2,768,000	\$2,302,500	(c)	09-29-93 (AMD 9/7/03)
50	NORTHERN ROCKCASTLE COUNTY WATER	\$455,226	\$265,226	(c)	09-29-93
51	Shelbyville, City of	\$2,100,000	\$697,263	(c)	05-11-94 Assumed from Shelby Co SD #1
52	LAUREL COUNTY WATER DISTRICT #2	\$1,324,000	\$900,950	(c)	05-11-94 (AMD. 12-5-95)
	TOTALS	\$8,349,219	\$4,547,794		
<u>PROJECTS APPROVED IN FY 1995:</u>					
53	CARLISLE, CITY OF	\$715,000	\$425,895	(c)	11-29-94
** 54	HENRY COUNTY WATER DISTRICT #2	\$8,426,000	\$5,026,000	(s)(n)	03-31-95 (AMD. 12-5-95)
55	MCLEAN CO REGIONAL WTR COMMISSION	\$506,100	\$453,299		5-30-95; 2-4-16 Assumed from City of Calhoun
	TOTALS	\$9,647,100	\$5,905,194		
<u>PROJECTS APPROVED IN FY 1996:</u>					
56	OLDHAM COUNTY WATER DISTRICT	\$1,174,500	\$1,062,256	(c)	2-26-95
57	HOPKINSVILLE, CITY OF	\$1,156,400	\$912,970	(c)	12-4-96; 4-7-11 assumed from Oak Grove
	TOTALS	\$2,330,900	\$1,975,226		
<u>PROJECTS APPROVED IN FY 1997:</u>					
58	EAST PENDLETON WATER DISTRICT	\$202,004	\$219,856	(c)	6-19-97
	TOTALS	\$202,004	\$219,856		
<u>PROJECTS APPROVED IN FY 1998:</u>					
	TOTALS	\$0	\$0		
<u>PROJECTS APPROVED IN FY 1999:</u>					
59	LOUISA, CITY OF	\$387,500	\$442,857	(c)	7/13/98 (AMD 9-1-99)
* 60	WEBSTER COUNTY WATER DISTRICT	\$6,165,911	\$4,000,000	(c)	9/1/98
61	MEADE COUNTY WATER DISTRICT	\$4,204,225	\$407,608	(c)	12/18/98
	TOTALS	\$10,757,636	\$4,850,465		
<u>PROJECTS APPROVED IN FY 2001:</u>					
62	BARLOW, CITY OF	\$416,000	\$237,714	(c)	3/1/01
	TOTALS	\$416,000	\$237,714		
<u>PROJECTS APPROVED IN FY 2002:</u>					
63	OLDHAM COUNTY WATER DISTRICT	\$7,043,642	\$5,560,339	(c)	7/12/01
	TOTALS	\$7,043,642	\$5,560,339		
<u>PROJECTS APPROVED IN FY 2003:</u>					
* 64	MCCREARY COUNTY FISCAL COURT	7,996,000	1,474,999	(c)	09/05/2002
* 65	NICHOLASVILLE, CITY OF	4,310,000	4,160,000	(c)	10/03/2002
66	SOUTHERN WATER & SEWER	6,874,900	0		01/09/2003 Withdrawn - Replaced with Coal Sev
67	MEADE COUNTY WATER DISTRICT	919,760	0		06/05/2003 Withdrawn - Replaced with Fd F loan
	TOTAL	\$7,996,000	\$5,634,999		
<u>PROJECTS APPROVED IN FY 2004:</u>					
68	KNOTT CO WATER & SEWER DISTRICT	\$2,628,821	\$640,367		08/07/2003
* 69	CAWOOD WATER DISTRICT	\$2,020,000	\$500,000		12/04/2003
* 70	BLACK MTN UTILITIES DISTRICT	\$2,295,000	\$250,000	(c)	01/08/2004
	TOTAL	\$6,943,821	\$1,390,367		
<u>PROJECTS APPROVED IN FY 2005:</u>					
* 71	NORTONVILLE, CITY OF	\$5,300,000	\$2,768,556	(c)	09/02/2004
* 72	JOHNSON CO FISCAL COURT	\$1,317,000	\$0		12/09/2004 Withdrawn
* 73	PEAKS MILL WATER DISTRICT	\$1,626,900	\$946,900	(c)	05/05/2005
	TOTAL	\$8,243,900	\$3,715,456		
<u>PROJECTS APPROVED IN FY 2007:</u>					
* 74	MAYFIELD, CITY OF	\$393,250	\$389,255	(c)	05/10/2007 broadband
	TOTAL	\$393,250	\$389,255		

	TOTAL PROJECT AMOUNT	KIA AMOUNT		DATE APPROVED	COMMENTS
<u>PROJECTS APPROVED IN FY 2008:</u>					
* 75	\$1,219,995	\$796,140	(c)	11/01/2007	water
* 76	\$1,378,708	\$948,348	(c)	11/01/2007	water
* 77	\$6,000,000	\$6,000,000	(c)	06/05/2008	water
	TOTAL	\$8,598,703			\$7,744,488
<u>PROJECTS APPROVED IN FY 2009:</u>					
* 78	\$1,147,500	\$248,294	(c)	10/02/2008	sewer
	TOTAL	\$1,147,500			\$248,294
<u>PROJECTS APPROVED IN FY 2010:</u>					
* 79	\$1,800,000	\$1,800,000	(c)	10/01/2009; 8/4/2011	industrial park transmission
* 80	\$5,050,000	\$3,500,000	(c)	10/01/2009	water
	TOTAL	\$6,850,000			\$5,300,000
<u>PROJECTS APPROVED IN FY 2011:</u>					
* 81	\$621,000	\$621,000	(c)	03/03/2011	water main replacement
	TOTAL	\$621,000			\$621,000
<u>PROJECTS APPROVED IN FY 2012:</u>					
* 82	\$1,114,400	\$823,900	(c)	10/06/2011	Buchanan Park Sewer Extension
* 83	\$3,687,038	\$3,687,038	(c)	2/2/12; 6/12/18	Cable Build Project #2
* 84	\$554,126	\$554,126	(c)	04/12/2012	Filters Upgrade
	TOTAL	\$5,355,564			\$5,065,064
<u>PROJECTS APPROVED IN FY 2014:</u>					
* 85	\$1,190,489	\$1,190,489	(c)	02/06/2014	WX21227077 - Reservoir Hill Piping Renovation Project
* 86	\$3,364,860	\$3,000,000	(c)	06/26/2014	SX21009017 - New sewer basin
	TOTAL	\$4,555,349			\$4,190,489
<u>PROJECTS APPROVED IN FY 2015:</u>					
* 87	\$1,500,000	\$1,200,000	(c)	10/02/2014	SX21151036 - Muddy Creek Waste Water Treatment Plant
* 88	\$963,970	\$963,970	(c)	11/06/2014	WX21151058 - Raw Water Intake Electric Relocation
* 89	\$1,760,700	\$1,090,050	(c)	02/15/2015	SX21227047 - Alvaton Area Sewer Extension
	TOTAL	\$4,224,670			\$3,254,020
<u>PROJECTS APPROVED IN FY 2016:</u>					
* 90	\$1,324,716	\$1,324,716	(c)	04/07/2016	WX21083029 - Pinelake, 12th Street and Fuller Tank Rehabilitation
	TOTAL	\$1,324,716			\$1,324,716
<u>PROJECTS APPROVED IN FY 2017:</u>					
* 91	\$3,437,500	\$3,437,500		09/01/2016	WX21029290 - New Water Tower at Armstrong Lane
* 92	\$4,252,839	\$4,252,839	(c)	12/01/2016	WX21227076 - Water Treatment Plant Alternate Disinfection Process
* 93	\$263,509	\$263,509	(c)	02/02/2017	SX21089114 - Rehabilitation of Collection and Transmission Systems
	TOTAL	\$7,953,848			\$7,953,848
<u>PROJECTS APPROVED IN FY 2018:</u>					
* 94	\$46,540,000	\$4,540,000		7/6/17; 8/2/18	WX21227087 - Eng Fees for Wtr Treatment Plant Expansion
* 95	\$988,979	\$988,979		12/06/2017	N/A - Refinance of F00-01
* 96	\$2,284,113	\$2,284,113		12/06/2017	N/A - Refinance of F02-08
* 97	\$800,281	\$800,281		12/06/2017	N/A - Refinance of F03-02
* 98	\$1,784,102	\$1,784,102		12/06/2017	N/A - Refinance of F03-01
* 99	\$738,605	\$738,605		12/06/2017	N/A - Refinance of F03-04
* 100	\$4,300,000	\$1,800,000	(c)	06/12/2018	Broadband
	TOTAL	\$57,436,080			\$12,936,081

	TOTAL PROJECT AMOUNT	KIA AMOUNT	DATE APPROVED	COMMENTS
PROJECTS APPROVED IN FY 2019:				
* 101 Lebanon, City of	\$50,000	\$50,000	07/10/2018	Surplus Property Equipment
* 102 Warren County Water District	\$2,176,573	\$2,000,000	12/11/2018	WX21227053 - New water storage tank
TOTAL	\$2,226,573	\$2,050,000		
PROJECTS APPROVED IN FY 2020:				
* 103 Cannonsburg Water District	\$1,152,000	\$622,000	(c) 02/06/2020	WX21019056 - New zone meters
* 104 Lewisport, City of	\$179,850	\$149,350	(c) 2/6/20; 9/24/20	SX21091019, WX21091100 - UV, headworks, waterline
* 105 Crittenden-Livingston County Water District	\$315,000	\$307,433	5/7/20; 9/24/20	WX21139031 - Replace meters
TOTAL	\$1,646,850	\$1,078,783		
KIA TOTALS	\$227,338,701	\$122,816,331		
GRAND TOTALS (including KPAA)		\$154,841,331		

bold, italics - pending board approval

* Bonds have not been sold for these projects.

** Withdrew from bond sale.

(s) - Amount represented in the assistance agreement.

(c) - Final Amount. Includes capitalized interest and Note Program costs.

(n) - Participating in BAN's

KENTUCKY INFRASTRUCTURE AUTHORITY
SAFE DRINKING WATER STATE REVOLVING FUND CFDA #66.468 ---- (FUND F)

AVAILABLE FUNDS FY 1997:

FEDERAL TITLE VI GRANT FUNDS	\$12,558,800
BOND PROCEEDS (20%)	\$2,511,760
ADMINISTRATION (4%)	(\$502,352)
OTHER SET ASIDES (As Amended)	(\$1,928,773)
NET 97 SRF FUNDS	\$12,639,435

AVAILABLE FUNDS FY 1998:

FEDERAL TITLE VI GRANT FUNDS	\$10,851,600
BOND PROCEEDS (20%)	\$2,170,320
ADMINISTRATION (4%)	(\$434,064)
OTHER SET ASIDES	(\$1,085,160)
NET 98 SRF FUNDS	\$11,502,696

AVAILABLE FUNDS FY 1999:

FEDERAL TITLE VI GRANT FUNDS	\$11,373,500
BOND PROCEEDS (20%)	\$2,274,700
ADMINISTRATION (4%)	(\$454,940)
OTHER SET ASIDES	(\$808,335)
LAND ACQUISITION SET ASIDE	\$357,500
NET 98 SRF FUNDS	\$12,742,425

AVAILABLE FUNDS FY 2000:

FEDERAL TITLE VI GRANT FUNDS	\$11,820,400
BOND PROCEEDS (20%)	\$2,364,080
ADMINISTRATION (4%)	(\$472,816)
OTHER SET ASIDES	(\$1,296,086)
LAND ACQUISITION SET ASIDE	\$0
NET 00 SRF FUNDS	\$12,415,578

AVAILABLE FUNDS FY 2001:

FEDERAL TITLE VI GRANT FUNDS	\$11,869,300
BOND PROCEEDS (20%)	\$2,373,860
ADMINISTRATION (4%)	(\$474,772)
OTHER SET ASIDES	(\$1,913,832)
LAND ACQUISITION SET ASIDE	\$252,130
NET 01 SRF FUNDS	\$12,106,686

AVAILABLE FUNDS FY 2002:

FEDERAL TITLE VI GRANT FUNDS	\$9,805,100
BOND PROCEEDS (20%)	\$1,961,020
ADMINISTRATION (4%)	(\$392,204)
OTHER SET ASIDES	(\$1,372,714)
NET 02 SRF FUNDS	\$10,001,202

AVAILABLE FUNDS FY 2003:

FEDERAL TITLE VI GRANT FUNDS	\$9,746,200
BOND PROCEEDS (20%)	\$1,949,240
ADMINISTRATION (4%)	(\$389,848)
OTHER SET ASIDES	(\$1,383,960)
NET 03 SRF FUNDS	\$9,921,632

AVAILABLE FUNDS FY 2004:

FEDERAL TITLE VI GRANT FUNDS	\$10,110,200
BOND PROCEEDS (20%)	\$2,022,040
ADMINISTRATION (4%)	(\$404,408)
OTHER SET ASIDES	(\$1,668,183)
NET 04 SRF FUNDS	\$10,059,649

AVAILABLE FUNDS FY 2005:

FEDERAL TITLE VI GRANT FUNDS	\$10,088,800
BOND PROCEEDS (20%)	\$2,017,760
ADMINISTRATION (4%)	(\$403,552)
OTHER SET ASIDES	(\$1,715,096)
NET 05 SRF FUNDS	\$9,987,912

AVAILABLE FUNDS FY 2006:

FEDERAL TITLE VI GRANT FUNDS	\$8,630,300
BOND PROCEEDS (20%)	\$1,726,060
ADMINISTRATION (4%)	(\$345,212)
OTHER SET ASIDES	(\$1,855,515)
NET 06 SRF FUNDS	\$8,155,633

AVAILABLE FUNDS FY 2007:

FEDERAL TITLE VI GRANT FUNDS	\$8,630,000
BOND PROCEEDS (20%)	\$1,726,000
ADMINISTRATION (4%)	(\$345,200)
OTHER SET ASIDES	(\$1,596,550)
NET 07 SRF FUNDS	\$8,414,250

AVAILABLE FUNDS FY 2010:

FEDERAL TITLE VI GRANT FUNDS	\$19,592,000
BOND PROCEEDS (20%)	\$3,918,400
ADMINISTRATION (4%)	(\$783,680)
OTHER SET ASIDES	(\$4,564,936)
NET 10 SRF FUNDS	\$18,161,784

AVAILABLE FUNDS FY 2011:

FEDERAL TITLE VI GRANT FUNDS	\$13,595,000
BOND PROCEEDS (20%)	\$2,675,800
ADMINISTRATION (4%)	(\$535,160)
OTHER SET ASIDES	(\$3,210,960)
NET 11 SRF FUNDS	\$12,524,680

AVAILABLE FUNDS FY 2012:

FEDERAL TITLE VI GRANT FUNDS	\$12,956,000
BOND PROCEEDS (20%)	\$2,591,200
ADMINISTRATION (4%)	(\$388,680)
OTHER SET ASIDES	(\$3,362,082)
NET 12 SRF FUNDS	\$11,796,438

AVAILABLE FUNDS FY 2013:

FEDERAL TITLE VI GRANT FUNDS	\$12,156,000
BOND PROCEEDS (20%)	\$2,431,200
ADMINISTRATION (4%)	(\$364,680)
OTHER SET ASIDES	(\$2,911,362)
NET 13 SRF FUNDS	\$11,311,158

AVAILABLE FUNDS FY 2014:

FEDERAL TITLE VI GRANT FUNDS	\$13,770,000
BOND PROCEEDS (20%)	\$2,754,000
ADMINISTRATION (4%)	(\$413,100)
OTHER SET ASIDES	(\$3,717,900)
NET 14 SRF FUNDS	\$12,393,000

AVAILABLE FUNDS FY 2015:

FEDERAL TITLE VI GRANT FUNDS	\$13,680,000
BOND PROCEEDS (20%)	\$2,736,000
ADMINISTRATION (4%)	(\$547,200)
OTHER SET ASIDES	(\$3,693,600)
NET 15 SRF FUNDS	\$12,175,200

AVAILABLE FUNDS FY 2016:

FEDERAL TITLE VI GRANT FUNDS	\$12,941,000
BOND PROCEEDS (20%)	\$2,588,200
ADMINISTRATION (4%)	(\$517,640)
OTHER SET ASIDES	(\$3,623,480)
NET 16 SRF FUNDS	\$11,388,080

AVAILABLE FUNDS FY 2017:

FEDERAL TITLE VI GRANT FUNDS	\$12,830,000
BOND PROCEEDS (20%)	\$2,566,000
ADMINISTRATION (4%)	(\$513,200)
OTHER SET ASIDES	(\$3,592,400)
NET 17 SRF FUNDS	\$11,290,400

AVAILABLE FUNDS FY 2018:

FEDERAL TITLE VI GRANT FUNDS	\$18,303,000
BOND PROCEEDS (20%)	\$3,660,600
ADMINISTRATION (4%)	(\$732,120)
OTHER SET ASIDES	(\$5,124,840)
NET 18 SRF FUNDS	\$16,106,640

AVAILABLE FUNDS FY 2019:

FEDERAL TITLE VI GRANT FUNDS	\$18,132,000
BOND PROCEEDS (20%)	\$3,626,400
ADMINISTRATION (4%)	(\$725,280)
OTHER SET ASIDES	(\$4,895,640)
NET 19 SRF FUNDS	\$16,137,480

AVAILABLE FUNDS FY 2020:

FEDERAL TITLE VI GRANT FUNDS	\$18,144,000
BOND PROCEEDS (20%)	\$3,628,800
ADMINISTRATION (4%)	(\$725,760)
OTHER SET ASIDES	(\$4,898,880)
NET 20 SRF FUNDS	\$16,148,160

AVAILABLE FUNDS FY 2008:

FEDERAL TITLE VI GRANT FUNDS	\$8,543,000
BOND PROCEEDS (20%)	\$1,708,600
ADMINISTRATION (4%)	(\$341,720)
OTHER SET ASIDES	(\$1,836,745)
NET 08 SRF FUNDS	<u>\$8,073,135</u>

ACCUMULATED SRF FUNDS

\$283,337,635

CURRENT REVOLV/SURPL FUND BAL

\$ 120,136,162

LEVERAGE FUND BALANCE

\$0

AVAILABLE FUNDS FY 2009:

FEDERAL TITLE VI GRANT FUNDS	\$8,543,000
BOND PROCEEDS (20%)	\$1,708,600
ADMINISTRATION (4%)	(\$85,430)
OTHER SET ASIDES	(\$2,281,788)
NET 09 SRF FUNDS	<u>\$7,884,382</u>

PROJECTS APPROVED IN FY 2000

	TOTAL PROJECT AMOUNT	KIA LOAN AMOUNT		DATE APPROVED	COMMENTS
1 HICKMAN, CITY OF	\$52,500	\$31,500 (s)		12/10/1999	F1
2 BOWLING GREEN, CITY OF	\$3,441,785	\$3,049,314 (c)		04/04/00	
3 PROVIDENCE, CITY OF	\$130,880	\$58,440 (c)		04/04/00	F1
4 GRAYSON, CITY OF	\$170,000	\$88,000 (c)		04/04/00	F1
TOTALS	\$3,795,165	\$3,227,254			

PROJECTS APPROVED IN FY2001

5 PRINCETON, CITY OF	\$3,858,000	\$1,500,000 (c)		07/18/2000	
6 HARDINSBURG, CITY OF	\$2,096,910	\$500,000 (c)		07/18/2000	
7 PROVIDENCE, CITY OF	\$3,442,422	\$2,383,982 (c)		9/29/00	
8 SPRINGFIELD, CITY OF	\$5,791,000	\$610,000 (c)		8/29/00	
9 MOREHEAD, CITY OF	\$13,325,000	\$5,500,000 (c)		9/29/00; Amd 5/16/01; Amd 5/1/03	Combined from 2 proj.
10 HICKMAN, CITY OF	\$1,642,623	\$869,023 (c)		9/29/00	
11 GREATER FLEMING CO REG WAT COM	\$357,500	\$357,500 (c)		12/21/00; 2/1/05	Land Acq Set Aside
12 ASHLAND, CITY OF	\$2,512,626	\$2,190,384 (c)		3/1/01	
13 GRAYSON COUNTY WATER DISTRICT	\$4,400,000	\$3,930,850 (c)		4/5/01	
14 PINEVILLE, CITY OF	\$173,222	\$173,222 (c)		5/3/01	
TOTALS	\$37,599,303	\$18,014,961			

PROJECTS APPROVED IN FY2002

15 LOGAN/TODD REG WAT COM	\$7,773,200	\$6,442,400 (c)		07/12/01	
16 CRITTENDEN/LIVINGSTON CO WD	\$1,500,000	\$1,451,881 (c)		07/12/01	
17 BULLOCK PEN WATER DISTRICT	\$408,088	\$350,367 (c)		10/4/01	
18 MOUNTAIN WATER DISTRICT	\$5,369,590	\$1,197,072 (c)		10/4/01	
19 GRAYSON, CITY OF	\$5,896,855	\$2,808,855 (c)		11/1/01; 12/12/02	Exec Com
20 LOGAN/TODD REG WAT COM	\$27,369,858	\$4,000,000 (c)		2/7/02	
21 NORTH LOGAN WATER DIST	\$800,000	\$447,000 (c)		3/7/02	
22 TAYLORSVILLE, CITY OF	\$2,800,000	\$1,241,766 (c)		5/2/02	
23 HOPKINSVILLE, CITY OF	\$1,513,593	\$1,513,593 (c)		6/6/02	
24 LOUISA, CITY OF	\$6,736,238	\$3,645,811 (c)		6/6/02	
25 BOONEVILLE, CITY OF	\$687,000	\$554,103 (c)		6/6/02	
TOTALS	\$60,854,422	\$23,652,849			

PROJECTS APPROVED IN FY2003

26 MADISON CO UTILITY DISTRICT	\$3,560,000	\$3,299,999 (c)		7/11/02; 1/1/05	
27 BOWLING GREEN MUNICIPAL UTILITIES	\$12,244,000	\$3,980,000 (c)		9/25/02	
28 GREATER FLEMING REG WAT COMM	\$252,130	\$252,130 (c)		10/3/02	Land Acq Set Aside
29 BRACKEN CO WATER DISTRICT	\$928,000	\$928,000 (c)		10/3/02	
30 BULLOCK PEN WATER DISTRICT	\$1,229,000	\$1,210,604 (c)		12/12/02	Exec Com
31 CITY OF ASHLAND	\$14,459,550	\$4,000,000 (c)		6/5/03	
TOTALS	\$32,672,680	\$13,670,733			

PROJECTS APPROVED IN FY2004

32 CARROLL CO WATER DISTRICT	\$1,956,156	\$1,908,662 (c)		9/4/03	
33 PAINTSVILLE, CITY OF	\$1,056,500	\$500,000 (c)		9/4/03	F1
34 EDDYVILLE, CITY OF	\$3,768,000	\$1,563,625 (c)		11/6/03	
35 HARLAN, CITY OF	\$5,020,000	\$1,597,552 (c)		11/6/03	
36 GREATER FLEMING REG WAT COM	\$13,059,330	\$4,000,000 (c)		12/4/03; 1/8/04	
37 MEADE COUNTY WATER DISTRICT	\$919,760	\$394,760 (c)		12/4/03	
38 HENDERSON WATER UTILITY	\$1,541,362	\$0		2/12/04	withdrawn
TOTALS	\$27,321,108	\$9,964,599			

PROJECTS APPROVED IN FY2005

39 MCCREARY CO WATER DISTRICT	\$4,206,815	\$1,455,400 (c)		10/7/04	
40 MANCHESTER, CITY OF	\$359,500	\$359,500 (c)		3/3/05	F1
41 RICHMOND, CITY OF	\$14,690,222	\$8,000,000 (c)		5/5/05	
TOTALS	\$19,256,537	\$9,814,900			

PROJECTS APPROVED IN FY 2006

42 HARDINSBURG, CITY OF	\$14,498,150	\$4,400,000 (c)		12/1/05; amd 8/1/07	
43 ADAIR CO WD DBA COLUMBIA/ADAIR UTIL DIST	\$14,000,000	\$4,520,000 (c)		6/1/06; 11/1/12	assumed from Columbia-Adair Wat Com
44 HOPKINSVILLE, CITY OF	\$6,844,310	\$4,000,000 (c)		6/1/06	
TOTALS	\$35,342,460	\$12,920,000			

PROJECTS APPROVED IN FY 2007

45 NORTHERN KY WATER DISTRICT	\$6,865,000	\$4,000,000 (c)		10/5/06	
46 ADAIR CO WATER DISTRICT	\$3,302,000	\$1,000,000 (c)		6/21/07	
47 JESSAMINE SOUTH ELKHORN WD	\$1,750,000	\$1,746,043 (c)		6/21/07	
TOTALS	\$11,917,000	\$6,746,043			

	TOTAL PROJECT AMOUNT	KIA LOAN AMOUNT		DATE APPROVED	COMMENTS
PROJECTS APPROVED FY 2008					
48	LETCHER CO WAT & SEW DISTRICT	\$1,193,000	\$781,000 (c)	10/4/07	
49	RICHMOND, CITY OF	\$7,108,951	\$4,000,000 (c)	10/4/07	
50	MADISON CO UTILITY DIST	\$1,284,510	\$1,105,016 (c)	11/1/07; 10/9/08	
52	NICHOLASVILLE, CITY OF	\$13,090,400	\$8,800,000 (c)	11/1/07; 4/1/09	
53	BULLOCK PEN WATER DISTRICT	\$2,320,700	\$2,192,700 (c)	12/6/07	
54	HARDINSBURG, CITY OF	\$4,165,000	\$1,999,250 (c)	12/6/07	
55	BEREA, CITY OF	\$9,739,630	\$5,000,000 (c)	2/7/08; inc 11/6/08	
56	FRANKFORT, CITY OF	\$6,841,000	\$6,743,307 (c)	2/7/08	
57	MANCHESTER, CITY OF	\$7,849,078	\$1,989,578 (c)	2/7/08; 2/5/09	
58	MEADE CO WATER DISTRICT	\$2,480,949	\$753,447 (c)	2/7/08	
59	WESTERN FLEMING WATER DISTRICT	\$2,568,000	\$2,518,000 (c)	2/7/08	
60	HOPKINSVILLE, CITY OF	\$14,000,000	\$8,800,000 (c)	3/6/08; 5/7/09; 12/1/11	
61	NORTHERN KY WATER DISTRICT	\$6,565,000	\$4,000,000 (c)	3/6/08	
62	OHIO CO WATER DISTRICT	\$19,698,500	\$4,146,831 (c)	3/6/08; 6/4/09	
63	CENTERTOWN, CITY OF	\$2,866,652	\$873,021 (c)	3/6/08; 6/25/09	
	TOTALS	\$101,771,370	\$53,702,151		
PROJECTS APPROVED FY2009					
64	PAINTSVILLE, CITY OF	\$29,135,364	\$6,519,566 (c)	12/4/08	
	TOTALS	\$29,135,364	\$6,519,566		
PROJECTS APPROVED FY2010					
65	PADUCAH, CITY OF	\$7,510,000	\$7,282,508 (c)	9/3/09	
66	HARDINBURG, CITY OF	\$4,700,500	\$3,250,606 (c)	11/12/09	
67	NORTHERN KY WATER DISTRICT	\$45,300,000	\$24,000,000 (c)	12/3/09; 12/9/10; 10/6/11	
68	ADAIR CO WD DBA COLUMBIA/ADAIR UTIL DIST	\$1,694,000	\$1,694,000 (c)	6/3/10; 11/1/12	assumed from Columbia-Adair Wat Com
	TOTALS	\$59,204,500	\$36,227,115		
PROJECTS APPROVED FY2011					
69	Adair Co Water District	\$4,133,000	\$4,000,000 (c)	7/1/10	
70	Louisa, City of	\$1,690,629	\$1,690,629 (c)	7/1/10	
71	Madison County Utilities District	\$940,225	\$940,225 (c)	12/9/10	
72	Hardinsburg, City of	\$4,198,000	\$4,000,000 (c)	2/3/11; 6/24/14	Request for increase withdrawn
73	Williamstown, City of	\$2,250,000	\$1,786,300 (c)	3/3/11	
74	Bullock Pen Water District	\$1,876,300	\$1,796,300 (c)	4/7/11; 11/01/12	
75	Brandenburg, City of	\$0	\$0	4/7/11	Request for funds withdrawn
76	Barbourville, City of	\$6,000,000	\$4,000,000 (c)	5/5/11	
77	Barlow, City of WX21007022; WX21007020	\$520,000	\$430,000 (c)	5/5/11; 3/7/13	
78	West Liberty, City of	\$3,050,300	\$2,148,488.70 (c)	5/5/11; revised for ARRA fdg	
	TOTALS	\$24,658,454	\$20,791,942		
PROJECTS APPROVED FY2012					
79	Breathitt Co Water District	\$2,500,000	\$2,500,000 (c)	7/7/11	
80	Adair Co WD dba Columbia Adair Utilities	\$3,439,000	\$1,451,905 (c)	8/4/11	
81	Jessamine South Elkhorn WD	\$3,025,300	\$3,025,300 (c)	11/10/11	
82	Hodgenville, City of	\$772,443	\$772,443 (c)	11/10/11	
83	East Casey County WD	\$1,545,000	\$1,545,000 (c)	11/10/11	
84	Nicholasville, City of	\$0	\$0	11/10/11	rescinded
85	Harrodsburg, City of WX21167013	\$518,000	\$518,000 (c)	12/8/11; 3/7/13	
86	Bowling Green Municipal Utilities	\$1,316,378	\$1,066,250 (c)	12/8/11	
87	Carrollton, City of	\$1,850,270	\$1,977,731 (c)	12/8/11	
88	Mount Vernon, City of WX21203523	\$3,023,310	\$3,023,310 (c)	1/5/12; 10/2/14	
89	Lyon Co WD	\$2,000,000	\$2,000,000 (c)	1/5/12	
90	Campbellsville, City of WX21217003	\$1,874,986	\$1,874,986 (c)	3/1/12	
91	Centertown, City of WX21183030; WX21183031	\$922,850	\$922,850 (c)	3/1/12	
92	Sturgis, City of WX21225034	\$2,505,989	\$2,505,989 (c)	3/1/12	
93	Hartford, City of WX21183020	\$564,150	\$486,840 (c)	6/7/12	
	TOTALS	\$25,857,675	\$23,670,604		

		TOTAL PROJECT AMOUNT	KIA LOAN AMOUNT		DATE APPROVED	COMMENTS
PROJECTS APPROVED IN FY 2013						
94	Adair Co WD dba Columbia Adair Ut	WX21001024	\$3,833,658	\$3,833,658	(c)	11/1/12
95	Nicholasville, City of	WX21113042	\$983,400	\$488,400	(c)	12/6/12; 3/6/14; 9/3/15
96	Nicholasville, City of	WX21113041	\$0	\$0		12/6/12; 3/6/14
97	Danville, City of	WX21021017	\$28,608,171	\$12,467,849	(c)	2/7/13; 2/6/14; 6/26/14
98	Madison Co Utility District	WX21151051	\$876,528	\$856,528	(c)	2/7/13
99	Vanceburg, City of	WX21135017	\$849,878	\$849,878	(c)	2/7/13
100	City of Harrodsburg	WX21167022; WX21167026; WX21167027	\$2,701,543	\$2,701,543	(c)	3/7/13; 6/26/14
101	Frankfort Electric & Water Plant Boa	WX21073018	\$2,774,328	\$2,774,328	(c)	3/7/13
102	Henry Co Water District #2	WX21103039	\$3,340,000	\$2,153,041	(c)	3/7/13
103	Sebree, City of	WX21233108	\$1,835,738	\$815,475	(c)	4/4/13
104	Carrollton, City of	WX21041001	\$1,757,706	\$1,657,988	(c)	5/2/13; 11/6/14
105	Northern Ky Water District	WX21037003	\$9,824,000	\$8,000,000		5/2/13; 6/26/14
106	Hopkinsville, City of	WX21047010	\$6,000,000	\$3,999,952	(c)	5/2/13
107	Williamstown, City of	WX21081001	\$17,249,165	\$6,249,165	(c)	6/19/13; 5/1/14; 9/3/15
TOTALS			\$80,634,115	\$46,847,806		
PROJECTS APPROVED IN FY 2014						
108	Garrison-Quincy KY-O-Heights WD	WX21135013	\$821,721	\$821,721	(c)	10/3/13
109	Carrollton, City of	WX21041002	\$963,931	\$963,931	(c)	12/5/13
110	Hardinsburg, City of	WX21027014	\$1,189,135	\$1,189,135	(c)	12/5/13
111	Northern Ky Water District	WX21037004	\$5,734,000	\$3,545,910	(c)	12/5/13
112	North Middletown, City of	WX21017019	\$429,595	\$429,595	(c)	2/6/14; 6/26/14
113	Jenkins, City of	WX21133043	\$2,276,484	\$2,276,484	(c)	3/6/14
114	Bullock Pen Water District	WX21081006	\$384,278	\$364,278	(c)	3/6/14
115	Midway, City of	WX21239027	\$215,000	\$215,000	(c)	5/1/14
116	Flatwoods, City of	WX21089064	\$277,822	\$277,822	(c)	6/26/14
TOTALS			\$12,291,966	\$10,083,876		
PROJECTS APPROVED IN FY 2015						
117	Cumberland County WD	WX21057013	\$1,368,000	\$1,268,000	(c)	10/2/14
118	Western Lewis-Rectorville Wtr & Gas Dist	WX21161039	\$1,280,000	\$1,266,500	(c)	10/2/14
119	Henry County WD #2	WX21103037	\$3,254,000	\$2,222,244	(c)	10/2/14
120	Northern Ky Water District	WX21037006	\$6,406,830	\$3,535,094	(c)	11/6/14
121	Pineville, City of	WX21013918	\$154,928	\$154,928	(c)	11/6/14
122	Lebanon, City of	WX21155039	\$3,221,066	\$3,221,066	(c)	12/4/14
123	Monroe Co Water District	WX21171045	\$15,962,694	\$15,675,679	(c)	12/4/14; 7/2/15; 12/3/15; 6/12/18
124	Campbellsville, City of	WX21217023	\$5,213,959	\$5,213,959	(c)	12/4/14
125	Fleming-Neon, City of	WX21133029	\$143,598	\$143,598	(c)	12/4/14
126	Burkesville, City of	WX21057017	\$621,323	\$621,323	(c)	2/5/15
127	Whitley County Water District	WX21235434	\$966,973.33	\$966,973.33	(c)	4/2/15; 4/9/18
128	Harrodsburg, City of	WX21167028	\$326,660	\$326,660	(c)	4/2/15
129	Lebanon, City of	WX21155040	\$720,000	\$720,000	(c)	5/7/15
130	Paducah, City of	WX21145085	\$4,508,000	\$2,341,796	(c)	5/7/15
131	Ohio County Water District	WX21183039	\$1,503,792	\$1,503,792	(c)	6/4/15
TOTALS			\$45,651,823	\$39,181,612		
PROJECTS APPROVED IN FY 2016						
132	Nicholasville, City of	WX21113040	\$416,120	\$416,120		7/2/15
133	Crab Orchard, City of	WX21137045	\$265,000	\$0		8/6/15
134	Bath Co Water District	WX21011034	\$885,878	\$885,878	(c)	9/3/15
135	Cave Run Water Commission	WX21165023	\$694,658	\$694,658	(c)	10/1/15
136	Crittenden-Livingston Co WD	WX21055009	\$978,850	\$978,850	(c)	10/1/15
137	Cumberland Falls Highway WD	WX21235002	\$1,723,000	\$1,720,500		11/5/15
138	Western Pulaski County WD	WX21199123	\$3,304,000	\$3,304,000		11/5/15
139	Hopkinsville, City of	WX21047013	\$9,300,000	\$8,000,000		3/3/16
140	Northern Kentucky Water District	WX21117003	\$5,385,000	\$4,000,000		3/3/16
141	Southern Water and Sewer District	WX21071008	\$550,000	\$0	(c)	3/3/16
142	Prestonsburg, City of	WX21071223	\$3,624,000	\$920,542.18	(c)	3/3/16
143	Evarts, City of	WX21095642	\$275,000	\$274,996.70	(c)	4/7/16
144	Salyersville, City of	WX21153013	\$45,128	\$45,128	(c)	4/7/16
145	Cynthiana, City of	WX21097025	\$754,539	\$754,539	(c)	4/7/16
146	Harrodsburg, City of	WX21167029	\$2,067,682	\$2,067,682	(c)	4/7/16
147	Hodgenville, City of	WX21123017	\$889,872	\$889,872	(c)	5/5/16
148	Hodgenville, City of	WX21123008	\$592,994	\$592,994	(c)	5/5/16
TOTALS			\$31,751,721	\$25,545,760		
PROJECTS APPROVED IN FY 2017						
149	Olive Hill, City of	WX21043041	\$1,248,344	\$1,005,344		10/27/16; 6/4/20
150	Fleming Neon, City of	WX21133029	\$3,000,000	\$1,500,000	(c)	12/1/16
151	Nicholasville, City of	WX21113041	\$553,000	\$516,308.01	(c)	3/2/17
152	Stanford, City of	WX21137051	\$4,368,293	\$2,958,293		3/2/17; 2/4/21
153	Irvine, City of	WX21065005	\$6,932,000	\$6,932,000	(c)	3/2/17; 1/8/19
154	Southern Water & Sewer District	WX21071730	\$1,350,000	\$0	(c)	3/2/17
155	Campbellsville, City of	WX21217025	\$8,300,000	\$7,952,099		6/1/17; 7/10/18
TOTALS			\$25,751,637	\$20,864,044		

		TOTAL PROJECT AMOUNT	KIA LOAN AMOUNT	DATE APPROVED	COMMENTS
PROJECTS APPROVED IN FY 2018					
156	Morehead, City of	WX21205048	\$28,428,000	\$1,297,200	12/6/17
157	Green-Taylor Water District	WX21217027	\$1,963,390	\$1,963,390	2/1/18
158	City of Lebanon	WX21155043	\$4,747,137	\$4,497,137	2/1/18; 9/26/19
159	South Shore, City of	WX21089089	\$878,000	\$878,000	3/1/18
160	Frankfort Electric & Water Plant Board	WX21073012	\$4,000,000	\$4,000,000	4/9/18
161	Louisa, City of	WX21127021	\$834,430	\$834,430 (c)	4/9/18
162	Lancaster, City of	WX21079015	\$11,400,000	\$4,400,000	5/8/18; 6/3/21
163	Salyersville	WX21153013	\$705,982	\$655,982	5/8/18
TOTALS			\$52,956,939	\$18,526,139	
PROJECTS APPROVED IN FY 2019					
164	Pineville, City of	WX21013918	\$2,084,590	\$1,864,590 (c)	7/10/18
165	Cynthiana, City of	WX21097026	\$1,050,022	\$972,877 (c)	11/13/18; 7/9/19
166	Paintsville Utilities Commission	WX21115028	\$2,010,000	\$2,010,000	12/11/18
167	Jamestown, City of	WX21207025	\$1,000,000	\$500,000 (c)	12/11/18
168	Burnside, City of	WX21199128	\$2,900,000	\$2,900,000	1/8/19; 1/9/20; 4/1/21
169	Green-Taylor Water District	WX21087022	\$564,600	\$564,600	1/8/19
170	Hardinsburg, City of	WX21027053	\$760,280	\$756,664 (c)	1/8/19
171	Morehead, City of	WX21205048	\$44,998,000	\$43,700,800	3/7/19; 5/6/21; 2/3/22
172	Danville, City of	WX21021010	\$4,918,257	\$4,918,257	4/4/19
173	South Shore, City of	WX21089101	\$3,051,133	\$3,051,133	5/7/19
174	Edmonton, City of	WX21169039	\$5,000,000	\$4,500,000	6/18/19
TOTALS			\$68,336,882	\$65,738,921	
PROJECTS APPROVED IN FY 2020					
175	Elkton, City of	WX21219033	\$170,000	\$170,000 (c)	7/9/19
176	Mortons Gap, City of	WX21107050	\$1,670,000	\$835,000	7/9/19
177	Allen County Water District	WX21003021	\$2,450,000	\$2,450,000	8/6/19
178	West Liberty, City of	WX21175009	\$1,500,000	\$300,000	11/7/19
179	Estill County Water District	WX21065009	\$2,899,450	\$2,399,450	12/5/19
180	Somerset, City of	WX21199002	\$9,510,000	\$9,510,000	12/5/19; 9/23/21
181	Lyon County Water District	WX21143017	\$2,094,675	\$2,094,675	2/6/20
182	Adair County WD	WX21001029	\$1,476,783	\$1,476,783	3/5/20; 5/6/21
183	Lebanon, City of	WX21155044	\$6,841,205	\$6,841,205	3/5/20; 8/5/21
184	Northern Kentucky Water District	WX21117210	\$10,050,000	\$8,000,000	5/7/20
185	Salem, City of	WX21139027	\$585,000	\$585,000	6/4/20
186	Cave Run Water Commission	WX21165025	\$2,040,100	\$2,040,100	6/4/20; 9/23/21
TOTALS			\$41,287,213	\$36,702,213	
PROJECTS APPROVED IN FY 2021					
187	Whitesburg, City of	WX21133100	\$1,100,000	\$600,000	8/6/20; 11/5/20
188	Whitesburg, City of	WX21133061	\$2,200,000	\$2,200,000	11/5/20
189	McCreary County WD	WX21147013	\$270,000	\$270,000	11/5/20
190	Hazard, City of	WX21193049	\$2,437,500	\$1,637,500	11/5/20
191	Albany, City of	WX21053015	\$5,900,000	\$2,500,000	1/7/21
192	Harlan, City of	WX21095014	\$1,463,000	\$1,463,000	1/7/21
193	Harlan, City of	WX21095013	\$2,549,645	\$2,549,645	1/7/21
194	McKinney Water District	WX21137052; WX21137017	\$2,991,916	\$2,491,916	3/4/21
195	Scottsville, City of	WX21003023	\$696,500	\$696,500	3/4/21
196	Fleming Neon, City of	WX21133034	\$1,191,114	\$1,191,114	4/1/21
197	Letcher Co Wtr and Sewer District	WX21133054	\$3,696,034	\$2,487,495	4/1/21
198	Letcher Co Wtr and Sewer District	WX21133057	\$7,836,000	\$4,000,000	4/1/21
199	Louisville Water Company	WX21029166	\$1,075,700	\$537,850	4/1/21
200	Augusta, City of	WX21023039	\$80,000	\$80,000	4/1/21
201	Morgan Co Water District	WX21175041	\$3,262,000	\$3,262,000	5/6/21
202	Warren Co Water District	WX21227083	\$2,100,000	\$2,100,000	5/6/21
203	Wilmore, City of	WX21113037	\$994,648	\$994,648	5/6/21
204	Albany, City of	WX21053010	\$2,680,000	\$2,680,000	6/3/21
TOTALS			\$42,524,057	\$31,741,668	
PROJECTS APPROVED IN FY 2022					
205	Grayson County Water District	WX21085037	\$7,231,000	\$7,231,000	2/3/22
206	Whitesburg, City of	WX21133065	\$1,660,000	\$1,660,000	2/3/22
207	London, City of	WX21125024	\$2,904,000	\$2,904,000	2/3/22
208	Knox County Utility Commission	WX21121012	\$2,336,832	\$1,193,000	2/3/22
TOTALS			\$14,131,832	\$12,988,000	
GRAND TOTALS - COMMITMENTS			\$884,704,223	\$547,142,755	

bold, italics - pending board approval

(c) - Final amounts; Loan has been closed

(s) - Amount represented in the assistance agreement

(F1) - Planning and Design Loan

**KENTUCKY INFRASTRUCTURE AUTHORITY
SAFE DRINKING WATER STATE REVOLVING FUND CFDA #66.468 ---- (FUND F2)
AMERICAN RECOVERY AND REINVESTMENT ACT OF 2009**

AVAILABLE FUNDS FFY 2009:

FEDERAL ARRA GRANT FUNDS	\$20,450,000
ADMINISTRATION (4%)	(\$818,000)
OTHER SET ASIDES	(\$715,750)
Transferred from Admin to Construction	<u>\$369,683</u>
NET ARRA FUNDS	<u>\$19,285,933</u>

	TOTAL PROJECT AMOUNT	KIA AMOUNT	FIRST USE FUNDS	DATE APPROVED
PROJECTS APPROVED IN SFY 2009:				
1	\$2,866,652	\$222,606 (c)	\$222,606	6/25/09
2	\$4,000,000	\$947,901 (c)	\$947,901	6/25/09
TOTALS	<u>\$6,866,652</u>	<u>\$1,170,507</u>	<u>\$1,170,507</u>	
PROJECTS APPROVED IN SFY 2010:				
3	\$1,322,000	\$572,000 (c)	\$572,000	7/9/09; 11/24/09
4	\$171,840	\$171,794 (c)	\$171,794	7/9/09
5	\$1,100,000	\$1,099,903 (c)	\$1,099,903	8/6/09
6	\$2,650,000	\$500,000 (c)	\$500,000	8/6/09
7	\$174,800	\$174,374 (c)	\$174,374	8/20/09
8	\$3,498,452	\$1,855,004 (c)	\$1,855,004	8/20/09
9	\$2,120,000	\$2,120,000 (c)	\$2,120,000	8/20/09
10	\$1,153,000	\$1,153,000 (c)	\$1,153,000	9/3/09
11	\$18,508,832	\$4,173,200 (c)	\$4,173,200	9/3/09; 2/4/10
12	\$1,500,000	\$1,500,000 (c)	\$1,500,000	9/3/09
13	\$805,000	\$805,000 (c)	\$805,000	10/1/09
14	\$1,100,000	\$741,450 (c)	\$741,450	10/1/09
15	\$6,966,088	\$683,200 (c)	\$683,200	10/1/09
16	\$578,000	\$500,000 (c)	\$500,000	10/1/09
17	\$2,915,099	\$1,381,963 (c)	\$1,381,963	11/12/09
18	\$3,050,300	\$684,537	\$684,537	5/5/11; revised from base fdg
TOTALS	<u>\$44,563,111</u>	<u>\$18,115,426</u>	<u>\$18,115,426</u>	
GRAND TOTALS - COMMITMENTS	<u>\$51,429,763</u>	<u>\$19,285,933</u>	<u>\$19,285,933</u>	
BALANCE AVAILABLE FOR LOAN			<u><u>\$0</u></u>	

bold, italics - pending board approval

(c) - Final amounts; Loan has been closed

(s) - Amount represented in the assistance agreement