



Board Meeting Booklet
for
February 7th, 2019

Kentucky Infrastructure Authority
1024 Capital Center Drive, Suite 340
Frankfort, Kentucky 40601-3646
502-573-0260
502-573-0157 fax
<http://kia.ky.gov>



Page Left Blank
for 2 Sided Printing

AGENDA

KENTUCKY INFRASTRUCTURE AUTHORITY FULL BOARD MEETING 1024 CAPITAL CENTER DRIVE, SUITE 340 February 7, 2019, 1:00 P.M.

Call to Order:

Chair Sandra Dunahoo

- Confirmation of Press Notice
- Confirmation of Quorum
- Recognition of Members/Guests

I. BUSINESS (Board Action Required)

A. Minutes

- | | | |
|---|-------------------------|---|
| 1. Consideration of Approval of the Minutes of the Kentucky Infrastructure Authority Regular Board Meeting of January 8, 2019
<i>(Attachment I.A.1.)</i> | Chair Sandra K. Dunahoo | 5 |
|---|-------------------------|---|

B. New Projects / Action Items

- | | | |
|---|---|----|
| 1. Resolution and Order of the Board of Directors Authorizing the Election of the Vice Chair of the Kentucky Infrastructure Authority
<i>(Attachment I.B.1.)</i> | Chair Sandra K. Dunahoo | 15 |
| 2. Resolution and Order of the Board of Directors for Approval of a Fund A loan (A19-045) in the amount of \$251,000 to the City of Burkesville, Cumberland County, Kentucky (SX21057002)
<i>(Attachment I.B.2.)</i> | Mr. Jory Becker, DOW
Mr. Jeff Abshire, KIA | 19 |
| 3. Resolution and Order of the Board of Directors for Approval of a Fund A loan (A19-047) in the amount of \$5,400,000 to the City of Bardstown, Nelson County, Kentucky (SX21179029)
<i>(Attachment I.B.3.)</i> | Mr. Jory Becker, DOW
Mr. Jeff Abshire, KIA | 31 |
| 4. Resolution and Order of the Board of Directors for Approval of a Fund A loan (A19-026) in the amount of \$1,050,049 to the City of La Center, Ballard County, Kentucky (SX21007019)
<i>(Attachment I.B.4.)</i> | Mr. Jory Becker, DOW
Ms. Ashley Adams, KIA | 43 |
| 5. Resolution and Order of the Board of Directors Authorizing and Approving the Issuance of Obligations of the Kentucky Infrastructure Authority to Reimburse Capital Expenditures made by Governmental Agencies Pursuant to Loans made by the Kentucky Infrastructure Authority to such Governmental Agencies
<i>(Attachment I.B.5.)</i> | Ms. Ashley Adams, KIA | 57 |

II. EXECUTIVE DIRECTOR'S REPORT

Ms. Donna McNeil, KIA

III. ANNOUNCEMENTS/NOTIFICATIONS

Next KIA Board Meeting:
Thursday, March 7, 2019, 1:00 p.m.
Kentucky Infrastructure Authority
1024 Capital Center Drive, Suite 340, Frankfort

IV. ADJOURN

Chair Sandra Dunahoo

Page Left Blank
for 2 Sided Printing

**A
T
T
A
C
H
M
E
N
T**

I.A.1.

Page Left Blank
for 2 Sided Printing

KENTUCKY INFRASTRUCTURE AUTHORITY
Minutes of the Full Board

Meeting Date/Location: **January 8, 2019 – 1:00 p.m.**
 Kentucky Infrastructure Authority
 1024 Capital Center Drive, Suite 340, Frankfort

Members present:

Commissioner Sandra K. Dunahoo, Department for Local Government)
Ms. Mark Bunning, (proxy for Secretary William Landrum), Finance and Administration Cabinet
Mr. Claude Christensen, representing Kentucky League of Cities
Mr. Bobby Aldridge (proxy for Secretary Terry Gill), Cabinet for Economic Development
Mr. John Lyons. (proxy for Gwen Pinson, Executive Director), Public Service Commission
Mr. Bruce Scott, (proxy for Secretary Charles Snively), Energy and Environment Cabinet
Mr. C. Ronald Lovan, representing the American Water Works Association
Mr. David A. Voegelé, representing Kentucky Association of Counties

Members absent:

Mr. Robert A. Amato, representing Kentucky Municipal Utilities Association
Ms. Linda C. Bridwell, representing for-profit private water companies
Mr. Paul Lashbrooke, representing the Kentucky Rural Water Association
Mr. David A. Voegelé, representing Kentucky Association of Counties

DLG Staff:

Mr. Will Rich, General Counsel
Ms. Kristen Delamarter, Press Secretary

KIA Staff:

Ms. Donna McNeil, Executive Director
Mr. Jeff Abshire, Fiscal Officer and KIA Treasurer
Ms. Ashley Adams, Financial Analyst
Ms. Julie Bickers, Financial Analyst
Mr. Kelly Cunnagin, Executive Staff Advisor
Mr. Dustin Horn, WRIS Geoprocessing Specialist
Ms. Meg Link, Administrative Specialist III and KIA Secretary
Ms. Sarah Parsley, Financial Analyst
Mr. Don Schierer, WRIS Resource Management Analyst
Ms. Meili Sun, Financial Analyst

Guests:

Ms. Bethany Couch, Office of Financial Management
Mr. Jory Becker, Division of Water
Mr. Alan Bryan, GRW Engineers, Inc.
Mr. Larry Cann, Cann-Tech, LLC
Mr. Joe Grider, HMB Engineers
Mr. Kevin Howard, Summit Engineering, Inc.
Mr. Robert Lawson, City of Burnside
Mr. Mike Masterson, City of Hardinsburg
Mr. Marshall Norton, City of Lancaster
Mr. David Osborne, GRW Engineers, Inc.
Mr. Josh Pedigo, Green-Taylor Water District

Mr. Jeff Reynolds, HMB Engineers
Mr. Adam Scott, Cann-Tech, LLC
Mr. Bob Taylor, Kentucky Engineering Group
Mr. David Wakefield, City of Hardinsburg
Mr. Billy Williams, City of Irvine

PROCEEDINGS

Commissioner Sandra K. Dunahoo, called the meeting of the Kentucky Infrastructure Authority (KIA) Board to order. She asked Mr. Will Rich, DLG Staff Attorney, to confirm the press notification distribution as well as the presence of a quorum. Guests were asked to introduce themselves.

I. BUSINESS (Board Action Required)

A. 1. APPROVAL OF MINUTES

For: KIA Regular Board Meeting of December 11, 2018

Mr. Mark Bunning moved to approve the minutes of the December 11, 2018, regular board meeting. Mr. Bruce Scott seconded, and the motion carried unanimously.

B. NEW PROJECTS/ACTION ITEMS

1. A RESOLUTION AND ORDER OF THE BOARD OF DIRECTORS OF THE KENTUCKY INFRASTRUCTURE AUTHORITY AUTHORIZING ISSUANCE OF A CONDITIONAL COMMITMENT FOR A FEDERALLY ASSISTED CLEAN WATER REVOLVING FUND A LOAN (A19-011) FOR AN AMOUNT UP TO \$324,000 TO THE CITY OF LANCASTER, GARRARD COUNTY, KENTUCKY

Mr. Jory Becker, DOW, and Ms. Meili Sun, KIA, addressed the group to present information on the City of Lancaster's request for a Fund A loan (A19-011) in the amount of \$324,000. This is the Planning and Design portion of the Sanitary Sewer Improvements project which will include two contracts. Contract 1 will remove the existing boat clarifiers located in the oxidation ditch which severely limit the organic capacity of the plant. This contract will also construct a new RAS/WAS station as well as rehabilitate the Gas Chlorine Dechlorination system and the sludge dewatering press. Contract 2 will line and/or replace approximately 29,000 feet of gravity sewer and 149 manholes in various portions of the system identified as high I&I areas. Trenchless technologies will be used to reduce costs. This contract will also rehabilitate the Hill Court wastewater pumping station which has the highest volume in town.

Lancaster Water Works is a regional facility currently serving approximately 1,600 retail customers and supplying wholesale water to the Crab Orchard Water Works and the Garrard County Water Association which is a PSC regulated system.

Mr. Mark Bunning asked if the City was prepared for the necessary rate increase to cover the 1:1 debt ratio. Mayor Marshall Norton responded that the City will do whatever is necessary to meet the terms of the loan, including the necessary rate increases, which will begin on October 1, 2019. Commissioner Dunahoo asked if the City had looked into other sources of income. The City is pursuing Appalachian Regional Commission (ARC) and Community Development Block Grant (CDBG) funding.

Mr. Claude Christensen moved to approve the Fund A Loan, (A19-011) for an amount up to \$324,000 in to the City of Lancaster with the standard conditions. Mr. Bruce Scott seconded and the motion was unanimously approved.

2. A RESOLUTION AND ORDER OF THE BOARD OF DIRECTORS OF THE KENTUCKY INFRASTRUCTURE AUTHORITY AUTHORIZING AN AMENDMENT TO THE CONDITIONAL COMMITMENT FOR A FEDERALLY ASSISTED DRINKING WATER REVOLVING FUND F LOAN (F17-006) INCREASE FOR AN AMOUNT UP TO \$6,932,000 TO THE CITY OF IRVINE, ESTILL COUNTY, KENTUCKY

Mr. Jory Becker, DOW, and Ms. Ashley Adams, KIA, discussed the City of Irvine, for the benefit of the Irvine Municipal Utilities' request for an increase to Fund F Loan (F17-006) in an amount up to \$1,200,000. The original loan was approved by the KIA Board for \$5,732,000. The new loan total will be \$6,932,000 for the Water Plant Modernization project and the loan term will be extended from 20 years to 30 years. The increase is due to bids coming in higher than estimated in the original project budget.

Original Project Description: The Water Treatment Plant (WTP) will undergo an array of improvements including expansion of the existing filter buildings, upgrade of two existing filters, construction of a third new filter, as well as improvements to the existing raw water and treated water pumping facilities, chemical feed/storage facilities, and flocculation and sedimentation basins. In addition, the project will install approximately 20,100 LF of 12" PVC main, and add a 500,000 gallon water storage tank which will replace an existing 200,000 gallon tank. These improvements will address water quality issues at the WTP and in the distribution system by reducing disinfection byproducts, add needed capacity to meet current regulations and aid in maintenance and redundancy needs, eliminate existing water transmission hydraulic bottlenecks, and facilitate water storage tank turnover.

Irvine Municipal Utilities serves approximately 4,500 customers. They also provide Estill County Water District No. 1 with approximately 255 million gallons of water annually at a rate of \$2.94/1,000 gallons (approximately 50% of total water revenue).

Mr. Bruce Scott asked why the City was increasing the capacity. City officials said the plant is operating about 18 hours each day. They did not have redundancy on the equipment and they were unable to do any maintenance or backwash it and adding a third filter will give them the needed redundancy and will in turn increase the capacity. This move is not intended for growth, but to maintain the current system. Mr. Scott asked about their water loss. Officials noted that it averages between 14-16%.

Commissioner Dunahoo inquired about the large cost overrun. City officials noted that the new tariffs that have been imposed as well as wage rates were considerably higher than anticipated.

Mr. Claude Christensen moved to approve the Fund F Loan increase (F17-006) for an amount up to \$1,200,000 with the standard conditions. Mr. Mark Bunning seconded and the motion was unanimously approved.

3. A RESOLUTION AND ORDER OF THE BOARD OF DIRECTORS OF THE KENTUCKY INFRASTRUCTURE AUTHORITY AUTHORIZING ISSUANCE OF A CONDITIONAL COMMITMENT FOR A FEDERALLY ASSISTED DRINKING WATER REVOLVING FUND LOAN (F19-005) FOR AN AMOUNT UP TO \$2,227,000 TO THE CITY OF BURNSIDE, PULASKI COUNTY, KENTUCKY

Mr. Jory Becker, DOW, and Ms. Meili Sun, KIA, discussed the City of Burnside's request for a Fund F loan, F19-005 in an amount up to \$2,227,000 for the Burnside Combined Waterline Improvements project. This project will replace approximately 28,375 LF of waterline with valves and fire hydrants in residential and commercial areas in the Burnside Water System. The replacement lines will be 6" PVC. The completion of the project will restore proper fire protection by upsizing lines and replacing fire hydrants. It will also improve domestic service and reduce water loss to Burnside's customers by eliminating leaks as well as provide a direct connection between the WTP and old Burnside.

The City of Burnside produces more than 80% and purchases around 15% of its water supply from the Southeastern Water Association to serve approximately 570 customers within the system. In a Town Hall meeting held on December 10, 2018 to address the need for the project and the KIA assistance, the City received full support from its residents to move forward with the project.

Mr. Ron Lovan moved to approve the Fund F Loan (F19-005) for an amount up to \$2,227,000 with the standard conditions and the following special condition: The City shall raise additional revenues in the amount of \$55,000 or 10% by July 1, 2019 with an ordinance passed for the necessary rate increases prior to March 1, 2019. Mr. Claude Christensen seconded and the motion was unanimously approved.

4. A RESOLUTION AND ORDER OF THE BOARD OF DIRECTORS OF THE KENTUCKY INFRASTRUCTURE AUTHORITY AUTHORIZING ISSUANCE OF A CONDITIONAL COMMITMENT FOR A FEDERALLY ASSISTED DRINKING WATER REVOLVING FUND LOAN (F19-018) FOR AN AMOUNT UP TO \$564,600 TO THE GREEN-TAYLOR WATER DISTRICT, GREEN COUNTY, KENTUCKY

Mr. Jory Becker, DOW, and Ms. Ashley Adams, KIA, discussed the Green-Taylor Water District's request for a Fund F Loan, (F19-018) in an amount up to \$564,600. The primary goal of this project is to improve water service and quality to the entire system served by Green-Taylor Water District. The District is currently struggling to keep their disinfectant byproducts within regulated standards due to elevated levels received from one of their current suppliers among other issues.

This project will add mixing stations to the Mell Ridge, Pierce, Sandy Y, and Summersville tanks in order to help remedy issues with stagnant water, high levels of disinfection byproducts, and inconsistent contact time resulting in varying levels of disinfectant throughout the distribution system. There will also be rehabilitation of four pump stations including Donansburg, Exie, Mac-Pittman, and Pikeview pump stations. Rehab of the stations will include the installation of new Variable Frequency Drive (VFD) controls to help improve energy efficiency.

In addition to the above-mentioned system improvements, the District will construct an interconnection with the Adair County Water District which will allow for another source of water on the Southern side of Green County along Highway 1913.

Green-Taylor Water District is a PSC regulated regional provider currently serving nearly 5,000 residents and businesses mainly in Green and Taylor counties. The District purchases approximately 350 MG of water annually from three providers including Campbellsville Municipal Water & Sewer System, Green River Valley Water District, and the Greensburg Water Department.

Mr. John Lyons abstained from voting. Mr. Claude Christensen moved to approve the Fund F Loan (F19-018) in an amount up to \$564,600 with the standard conditions. Mr. Mark Bunning seconded and the motion unanimously was approved.

5. A RESOLUTION AND ORDER OF THE BOARD OF DIRECTORS OF THE KENTUCKY INFRASTRUCTURE AUTHORITY AUTHORIZING ISSUANCE OF A CONDITIONAL COMMITMENT FOR A FEDERALLY ASSISTED DRINKING WATER REVOLVING FUND LOAN (F19-059) FOR AN AMOUNT UP TO \$760,280 TO THE CITY OF HARDINSBURG, BRECKINRIDGE COUNTY, KENTUCKY

Mr. Jory Becker, DOW, and Ms. Meili Sun, KIA, discussed the City of Hardinsburg's request for a Fund F loan, F19-059 for an amount up to \$760,280 for the Harned Pump Station Replacement project. The proposed project will replace an existing water booster pump station at Harned in the Hardinsburg Water System and will extend approximately 13,000 FL of 4" waterlines on Morton Brown Road and Brown's Hideaway Road to add about 60 unserved households to the System. The existing pumps will be replaced with newer and more efficient models.

The City of Hardinsburg supplies water to municipal customers within the City limits as well as Breckinridge County residents and wholesale finished water to the Cities of Cloverport and Irvington.

Mr. Mark Bunning asked about the large change in the City's debt service. Ms. Sun noted that the City had paid off a previous KIA loan.

Mr. John Lyons moved to approve the Fund F Loan, F19-059, in an amount up to \$760,280 with the standard conditions. Mr. Mark Bunning seconded and the motion was unanimously approved.

6. RESOLUTION OF THE KENTUCKY INFRASTRUCTURE AUTHORITY AUTHORIZING AND APPROVING THE ISSUANCE OF OBLIGATIONS OF THE KENTUCKY INFRASTRUCTURE AUTHORITY TO REIMBURSE CAPITAL EXPENDITURES MADE BY GOVERNMENTAL AGENCIES PURSUANT TO LOANS MADE BY THE KENTUCKY INFRASTRUCTURE AUTHORITY TO SUCH GOVERNMENTAL AGENCIES

This is a routine resolution allowing KIA to reimburse expenses that are paid out of the Authority's funds with bond proceeds. The projects listed below are covered under this resolution:

BORROWER	FUND	AMOUNT UP TO
City of Lancaster	A19-011	\$ 324,000
City of Irvine (FBO Irvine Municipal Utilities <i>(Increase)</i>)	F17-006	\$1,200,000
City of Burnside	F19-005	\$2,227,000
Green-Taylor Water District	F19-018	\$ 564,600
City of Hardinsburg	F19-059	\$ 760,208

Mr. Ron Lovan moved to approve the reimbursement resolution. Mr. Bruce Scott seconded and the motion carried unanimously.

7. Board Vote on Management's Recommendation to Remove Funding Limits on Fund F Loans.

Executive Director McNeil discussed the 20 year establishment of the SRF Drinking Water Program and the initial \$4 million limit imposed on projects because of limited fund availability.

With the growth of the program, funds are now available to do larger loans. This year, there were borrowers that would have taken additional funding, if this limit was not in place. The 2019 Drinking Water priority list was worked this year and there was money still available to be allocated. The Clean Water SRF program does not have a limit and KIA staff would manage the funds for both SRF programs similarly in order to keep the funds revolving. There is no risk of losing the Federal Capitalization Grant because all the state and federal funds have or will be committed.

For the 2020 funding cycle, 82 Drinking Water projects were submitted. DOW has completed their initial review and had some questions. KIA staff is working directly with the Area Development Districts for responses. Removing the limit will allow KIA staff to better manage the funds and could potentially reduce staff workload by working on bigger projects, higher up on the priority list than many smaller projects further down on the list.

Mr. Mark Bunning moved to approve removing the \$4 million limit on Fund F Loans. Mr. Bruce Scott seconded and the motion carried unanimously.

II. EXECUTIVE DIRECTOR'S REPORT

Director McNeil noted some handouts, a Kentucky map by the Area Development Districts indicates the geographic areas the three Compliance Team members are assigned: Debbie Landrum, Sarah Parsley and KIA's newest employee, Julie Bickers. Julie joined the staff in mid-December. Their responsibility will be compliance, draw requests, assistance agreements and project closeout.

Another handout detailed KIA Loan Programs and their status as of July 1st, including interest rates. This will be updated annually, per Capital Projects and Bond Oversight Committee's request for a summary. KIA currently has just under 600 active loans and 236 borrowers.

The final handout was a KIA Summary of Funds broken down by the Area Development Districts, the number of loans by Fund and the dollar amounts. There are approximately 60 loans that have not made any draw requests. This is one of the reasons the Compliance Team has been put in place in order to get borrowers under Assistance Agreement and keep the money moving.

Amanda Yeary managed the Assistance Agreements and with her departure, the Compliance Team will pick up this task. They will be cross-trained for redundancy purposes.

Director McNeil has met with the Division of Water staff to discuss allowing their staff to load documentation directly into the KIA database. Protocols and training will be arranged. This step should make the process more efficient.

Starting July 1st, principal forgiveness, will be applied at the time of closeout. Borrowers will pay a bit more interest throughout the project, but may have more incentive to closeout sooner. KIA continues to look for ways to improve the processes and keep things moving as quickly as possible.

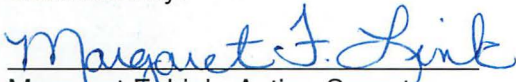
Mr. Bruce Scott, asked Director McNeil if KIA takes water loss into consideration when staff performs their credit analysis, as a loss of income. KIA currently does not and the Division of Water does not require the systems to report that information. Mr. Ron Lovan suggests in the future, KIA should take this into consideration for future analysis. PSC now is requiring water loss reporting. Director McNeil will further investigate and come back to the Board with her findings.

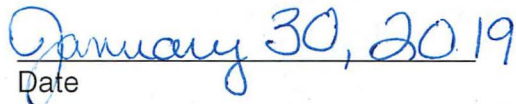
ANNOUNCEMENTS/NOTIFICATIONS

- Next scheduled KIA board meeting:
Thursday, February 7, 2019, 1:00 p.m.
1024 Capital Center Drive, Suite 340
Frankfort, Kentucky

There being no further business, Mr. Claude Christensen moved to adjourn. Mr. Mark Bunning seconded and the motion carried unanimously. The January 8, 2019 meeting of the Board of the Kentucky Infrastructure Authority was adjourned.

Submitted by:


Margaret F. Link, Acting Secretary
Kentucky Infrastructure Authority


Date

Page Left Blank
for 2 Sided Printing

**A
T
T
A
C
H
M
E
N
T**

I.B.1.

Page Left Blank
for 2 Sided Printing

**A RESOLUTION AND ORDER OF THE BOARD OF DIRECTORS OF THE
KENTUCKY INFRASTRUCTURE AUTHORITY AUTHORIZING THE
ELECTION OF VICE CHAIR OF THE KENTUCKY INFRASTRUCTURE
AUTHORITY**

WHEREAS, pursuant to KRS 224A.030, the members shall choose from their ranks a Vice Chair of the Kentucky Infrastructure Authority (the "Authority") effective February 7, 2019; and

WHEREAS, the Authority needs to ensure the ability to conduct necessary administrative functions.

NOW, THEREFORE, the Kentucky Infrastructure Authority, acting by and through its Board of Directors as its duly authorized and empowered governing body, hereby elects as _____ Vice Chair of the Authority.

This Resolution and Order shall be in full force and effect from and after its adoption at a properly held meeting of the Kentucky Infrastructure Authority this 7th day of February, 2019

DONNA MCNEIL, EXECUTIVE DIRECTOR
KENTUCKY INFRASTRUCTURE AUTHORITY

ATTEST:

MARGARET F. LINK, SECRETARY
KENTUCKY INFRASTRUCTURE AUTHORITY

REVIEWED BY:

GREG B. LADD, GENERAL COUNSEL
DEPARTMENT FOR LOCAL GOVERNMENT

Page Left Blank
for 2 Sided Printing

**A
T
T
A
C
H
M
E
N
T**

I.B.2.

Page Left Blank
for 2 Sided Printing

A RESOLUTION AND ORDER OF THE BOARD OF DIRECTORS OF THE KENTUCKY INFRASTRUCTURE AUTHORITY AUTHORIZING ISSUANCE OF A CONDITIONAL COMMITMENT FOR A FEDERALLY ASSISTED CLEAN WATER REVOLVING FUND A LOAN (A19-045) FOR AN AMOUNT UP TO \$251,000 TO THE CITY OF BURKESVILLE, CUMBERLAND COUNTY, KENTUCKY

WHEREAS, the Kentucky Infrastructure Authority (the "Authority") has been duly created as a body corporate and politic constituting a public corporation and a governmental agency of the Commonwealth of Kentucky pursuant to Chapter 224A of the Kentucky Revised Statutes (the "Act"); and

WHEREAS, pursuant to the Act, the Authority is duly and legally authorized to make loans to Governmental Agencies for the purpose of providing funds for the construction and acquisition of sanitary sewer facilities, water facilities or other types of infrastructure, and in that regard, to enter into Assistance Agreements with such Governmental Agencies governing the provisions in respect of which such loans are to be made, the amounts thereof and the repayment provisions in respect thereto; and

WHEREAS, the Authority anticipates entering into an Assistance Agreement for a loan from the Authority's Federally Assisted Clean Water Revolving Loan Program (Fund A) with the City of Burkesville, subject to final determination of amount when the factors involving such financing have been determined; and

WHEREAS, the Authority will, in the near future, authorize and issue a series of Infrastructure Authority Revenue Bonds for the purpose of funding loans to various governmental agencies, such series of Bonds to be known as Kentucky Infrastructure Authority Revenue Bonds with the appropriate Series designation; and

WHEREAS, the Authority wishes to establish terms and conditions on said Fund A loans prior to the issuance of Authority Revenue Bonds and recognizes that additional planning and design of the financed projects are required.

NOW, THEREFORE, THE KENTUCKY INFRASTRUCTURE AUTHORITY, ACTING BY AND THROUGH ITS BOARD OF DIRECTORS AS ITS DULY AUTHORIZED AND EMPOWERED GOVERNING BODY, DOES HEREBY RESOLVE AND ORDER, AS FOLLOWS:

Section 1. All statements of fact set forth in the preambles to this Resolution and Order are incorporated herein by reference, the same as if set forth verbatim. All such statements of fact are hereby declared to be true and accurate in all material respects.

Section 2. The Authority hereby authorizes the issuance of a conditional Federally Assisted Clean Water Revolving Fund A loan for an amount up to \$251,000 of project planning and design expenses including capitalized interest for the loan term, to the City of Burkesville for the Waste Water Treatment Plant Improvements project. Such amounts

are subject to adjustment by further action of the Authority or may be adjusted by action of the Executive Director at the time of the issuance of bonds based on adjustment in project costs of not more than ten percent (10%) of the loan amount authorized by this resolution. Upon satisfaction of all conditions of the commitment, execution of an assistance agreement for this loan is authorized.

Section 3. The loan shall be repayable over 5 years at an interest rate of 3.00%. In addition to debt service, a 0.20% annual administration fee on the unpaid loan balance will be charged. These terms are subject to adjustment upon execution of the loan agreement, upon changes in the project conditions or determination that the project will require authority financing to be done on a taxable basis.

Section 4. This Resolution and Order shall be in full force and effect from and after its adoption at a properly held meeting of the Kentucky Infrastructure Authority this 7th day of February, 2019.

SANDRA K. DUNAHOO, CHAIR
KENTUCKY INFRASTRUCTURE AUTHORITY

ATTEST:

MARGARET F. LINK, SECRETARY
KENTUCKY INFRASTRUCTURE AUTHORITY

REVIEWED BY:

GREG B. LADD, GENERAL COUNSEL
DEPARTMENT FOR LOCAL GOVERNMENT



MATTHEW G. BEVIN
GOVERNOR

CHARLES G. SNAVELY
SECRETARY

ENERGY AND ENVIRONMENT CABINET
DEPARTMENT FOR ENVIRONMENTAL PROTECTION

ANTHONY R. HATTON
COMMISSIONER

300 SOWER BOULEVARD
FRANKFORT, KENTUCKY 40601

January 17, 2019

Donna McNeil, Executive Director
Kentucky Infrastructure Authority
1024 Capital Center Drive, Suite 340
Frankfort, Kentucky 40601

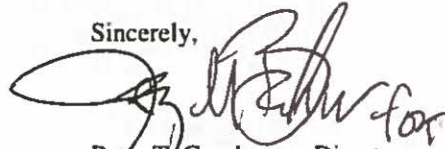
Re: A19-045
Burkesville WWTP--873
Activity ID: FGL20190003

Dear Mrs. McNeil:

The Division of Water (DOW) hereby certifies that the City of Burkesville is eligible to receive \$251,000.00 for a planning and design loan from the Clean Water State Revolving Fund. Upon approval of an engineering contract, the DOW will issue a final certification letter authorizing initiation of the Assistance Agreement.

If you have any questions concerning this letter, please contact Krystal Harrod, Project Manager, at (502) 782-6968.

Sincerely,



Peter T. Goodman, Director
Division of Water

PG/BG:kh

c: Honorable Keith Riddle
GRW, Inc., Laura Gilkerson, GRW



EXECUTIVE SUMMARY		Reviewer		Meili Sun	
KENTUCKY INFRASTRUCTURE AUTHORITY		Date		February 7, 2019	
FUND A, FEDERALLY ASSISTED WASTEWATER		KIA Loan Number		A19-045	
REVOLVING LOAN FUND		WRIS Number		SX21057002	
BORROWER		CITY OF BURKESVILLE CUMBERLAND COUNTY			
BRIEF DESCRIPTION					
This is the Planning and Design portion of the WWTP Improvements project. It will allow the City to evaluate the plant's current condition, create a Preliminary Engineering Report, identify needed improvements, evaluate options for future treatment limits, and make recommendations for improvements.					
PROJECT FINANCING		PROJECT BUDGET		RD Fee %	Actual %
Fund A Loan Plan & Design	\$251,000	Planning			66,500
		Eng - Design / Const			184,500
TOTAL	\$251,000	TOTAL			\$251,000
REPAYMENT	Rate	3.00%	Est. Annual Payment		\$54,936
	Term	5 Years	1st Payment	6 Mo. after first draw	
PROFESSIONAL SERVICES	Engineer	GRW Engineers, Inc			
	Bond Counsel	Dinsmore & Shohl, LLP			
PROJECT SCHEDULE	P&D Start	Jul-18			
	P&D Completion	Jun-19			
	Bid Opening	Mar-20			
DEBT PER CUSTOMER	Existing	\$4,781			
	Proposed	\$4,623			
OTHER DEBT	See Attached				
RESIDENTIAL RATES		Users	Avg. Bill		
	Current	605	\$31.41	(for 4,000 gallons)	
	Additional	0	\$31.41	(for 4,000 gallons)	
REGIONAL COORDINATION	This project is consistent with regional planning recommendations.				
CASHFLOW	Cash Flow Before Debt Service	Debt Service	Cash Flow After Debt Service	Coverage Ratio	
Audited 2016	233,234	209,353	23,881	1.1	
Audited 2017	222,159	233,209	(11,050)	1.0	
Audited 2018	383,109	249,609	133,500	1.5	
Projected 2019	371,411	243,115	128,296	1.5	
Projected 2020	359,449	279,951	79,498	1.3	
Projected 2021	347,218	282,538	64,680	1.2	
Projected 2022	334,712	281,890	52,822	1.2	
Projected 2023	321,926	282,234	39,692	1.1	

Reviewer: Meili Sun
Date: February 7, 2019
Loan Number: A19-045 P&D

**KENTUCKY INFRASTRUCTURE AUTHORITY
WASTEWATER REVOLVING LOAN FUND (FUND A)
CITY OF BURKESVILLE, CUMBERLAND COUNTY
PROJECT REVIEW
SX21057002**

I. PROJECT DESCRIPTION

This the Planning and Design portion of the Waste Water Treatment Plant Improvements project. It will allow the City to evaluate the plant's current condition, create a Preliminary Engineering Report, identify needed improvements, evaluate options for future treatment limits, and make recommendations for improvements.

The project will improve the plant's headworks facilities, which includes replacing the grit removal system and influent sampler, refurbishing the influent piping, HVAC, electrical and architectural components. It will replace the oxidation ditch equipment (motors, gear boxes, line shafts, bearings, etc.), the final clarifier equipment, and the chlorine gas disinfection system with a peracetic acid system. The scope of work also covers improvements to the chlorine contact basin, installation of new RAS/WAS pumping and new sludge processing equipment, upgrades to the existing electrical and instrumentation equipment, and replacement of an existing pump station that serves one major industrial customer.

The system currently serves approximately 600 customers within the city limits and the Cumberland County and supplies wholesale water to the Cumberland County Water District which is regulated by the PSC.

II. PROJECT BUDGET

	Total
Planning	\$ 66,500
Engineering Fees – Design	184,500
Total	\$ 251,000

III. PROJECT FUNDING

	Amount	%
KIA Fund A Loan	\$ 251,000	100%

IV. KIA DEBT SERVICE

Planning & Design Loan	\$ 251,000
Interest Rate	3.00%
Loan Term (Year)	5
Estimated Annual Debt Service	\$ 54,434
Administrative Fee (0.20%)	502
Annual Debt Service	\$ 54,936

V. PROJECT SCHEDULE

P&D Start Date	July 2018
P&D Completion Date	June 2019
Estimated Bid Date	March 2020
Estimated Construction Start	May 2020
Estimated Construction Completion	June 2021

VI. CUSTOMER COMPOSITION AND RATE STRUCTURE

A) Customers

	<u>Current</u>
Residential	430
Commercial	133
Industrial	42
Total	605

B) Rates

	Water		Sewer	
	Current	Prior	Current	Prior
Date of Last Rate Increase	10/19/18	10/19/17	10/19/18	10/19/17
Minimum 2,000 Gallons	\$18.87	\$18.68	\$18.87	\$18.68
Next 13,000 Gallons	6.27	6.21	6.89	6.82
Cost for 4,000 gallons	\$31.41	\$31.10	\$32.65	\$32.32
Increase %	1.0%		1.0%	
Affordability Index (Rate/MHI)	1.9%	1.9%	2.0%	1.9%

VII. DEMOGRAPHICS

Based on current Census data from the American Community Survey 5-Year Estimate 2012-2016, the Utility's service area population was 1,491 with a Median Household Income (MHI) of \$20,028. The median household income for the Commonwealth was \$44,811. The Planning & Design loan will qualify for a 3.00% interest rate.

Year	Population		County	% Change	County Unemployment	
	City	% Change			Date	Rate
1980	2,051		7,289		June 2005	6.6%
1990	1,815	-11.5%	6,784	-6.9%	June 2010	10.5%
2000	1,756	-3.3%	7,147	5.4%	June 2015	5.3%
2010	1,521	-13.4%	6,856	-4.1%	June 2018	4.5%
Current	1,586	4.3%	6,780	-1.1%		
Cumulative %		-22.7%		-7.0%		

VIII. 2018 CAPITALIZATION GRANT EQUIVALENCIES

- 1) Green Project Reserve - This project does not qualify for Green Project Reserve (GPR) funding.
- 2) Additional Subsidization – This project does not qualify for additional subsidization.

IX. FINANCIAL ANALYSIS

Financial information was obtained from the audited financial statements for the years ended June 30, 2016 through 2018. The non-cash impacts of GASB 68 - Accounting and Financial Reporting for Pensions and GASB 75 - Other Postemployment Benefit have been removed from operating expenses. Percentage references in the History section below are based on whole dollar amounts and not the rounded amounts presented.

HISTORY

Combined water and sewer revenues went up 16.3% from \$0.96 million in 2016 to \$1.11 million in 2018 due to change in terms of service agreement with the Cumberland County Water District while operating expenses increased less than 1.0% from \$0.72 million to \$0.73 million during the same period. The debt coverage ratio was 1.1, 1.0, and 1.5 for 2016, 2017, and 2018 respectively.

The balance sheet reflects a current ratio of 2.6, debt to equity ratio of 0.6, 39.7 days sales in accounts receivable, and 7.0 months of operating expenses in unrestricted cash.

PROJECTIONS

Projections are based on the following assumptions:

- 1) Sewer revenues will increase 1% annually based on the automatic adjustment clause adopted in the 2011 rate ordinance.

- 2) Water revenues will stay flat as wholesale rate is not expected to increase although retail rate will go up 1% each year. Wholesale water accounts for approximately 60% of the total water revenues.
- 3) Should the City decide to pursue a construction loan from KIA after the planning and design work is completed, additional \$100,000 revenues will be required to support a total loan amount of \$3.8 million.
- 4) Expenses will increase 2% each year for inflation.
- 5) Debt service coverage is 1.2 in 2021 when full year principal and interest repayments begin.

Based on the pro forma assumptions, the utility shows adequate cash flow to repay the KIA Fund A loan.

REPLACEMENT RESERVE

Replacement reserve is not required for a planning and design loan.

X. DEBT OBLIGATIONS

	Outstanding	Maturity
1980 Bonds	\$ 15,000	2019
1990 Bonds	176,000	2028
1992 Bonds	640,000	2032
1998 Bonds	134,600	2036
KIA Loan F209-13	343,754	2031
KIA Loan A11-18	587,358	2035
KIA Loan B13-004	417,815	2035
KIA Loan F15-017	577,881	2037
Total	\$ 2,892,408	

XI. CONTACTS

Legal Applicant	
Name	City of Burkesville
Address	214 Upper River St, PO Box 250 Burkesville, KY 42717
County	Cumberland
Authorized Official	Billy Guffey, Mayor
Phone	(270) 459-2314
Email	cityofburkesvillemayor@gmail.com

Project Contact - Applicant

Name	Brenda Spears
Organization	City of Burkesville
Address	214 Upper River St, PO Box 250 Burkesville, KY 42717
Phone	(270) 459-2314
Email	cityofburkesville1846@gmail.com

Project Administrator

Name	Laura Gilkerson
Organization	GRW Engineers, Inc
Address	801 Corporate Dr Lexington, KY 40503
Phone	(859) 229-2667
Email	lgilkerson@grwinc.com

Consulting Engineer

Name	Michael Lynn Jacobs
Firm	GRW Engineers, Inc
Address	801 Corporate Dr Lexington, KY 40503
Phone	(859) 229-3999
Email	mjacobs@grwinc.com

XII. RECOMMENDATIONS

KIA staff recommends approval of the loan with the standard conditions.

CITY OF BURKESVILLE
FINANCIAL SUMMARY (JUNE YEAR END)

	Audited 2016	Audited 2017	Audited 2018	Projected 2019	Projected 2020	Projected 2021	Projected 2022	Projected 2023
Balance Sheet								
Assets								
Current Assets	505,500	448,931	549,793	575,802	592,002	605,238	616,102	624,340
Other Assets	10,344,079	10,168,277	9,950,387	9,448,191	9,400,740	9,084,159	8,758,093	8,421,522
Total	10,849,579	10,617,208	10,500,180	10,023,993	9,992,741	9,689,397	9,374,195	9,045,862
Liabilities & Equity								
Current Liabilities	191,366	194,792	211,539	200,199	232,165	263,140	267,756	272,382
Long Term Liabilities	3,445,534	3,452,096	3,567,884	3,335,271	3,387,340	3,157,734	2,923,812	2,685,564
Total Liabilities	3,636,900	3,646,888	3,779,423	3,535,470	3,619,505	3,420,874	3,191,568	2,957,946
Net Assets	7,212,679	6,970,320	6,720,757	6,488,523	6,373,236	6,268,523	6,182,627	6,087,917
Cash Flow								
Revenues	955,744	956,132	1,111,815	1,114,770	1,117,754	1,120,768	1,123,812	1,126,887
Operating Expenses	725,473	737,087	732,639	747,292	762,238	777,483	793,033	808,894
Other Income	2,963	3,114	3,933	3,933	3,933	3,933	3,933	3,933
Cash Flow Before Debt Service	233,234	222,159	383,109	371,411	359,449	347,218	334,712	321,926
Debt Service								
Existing Debt Service	209,353	233,209	249,609	243,115	252,483	227,602	226,954	227,298
Proposed KIA Loan	0	0	0	0	27,468	54,936	54,936	54,936
Total Debt Service	209,353	233,209	249,609	243,115	279,951	282,538	281,890	282,234
Cash Flow After Debt Service	23,881	(11,050)	133,500	128,296	79,498	64,680	52,822	39,692
Ratios								
Current Ratio	2.6	2.3	2.6	2.9	2.5	2.3	2.3	2.3
Debt to Equity	0.5	0.5	0.6	0.5	0.6	0.5	0.5	0.5
Days Sales in Accounts Receivable	41.3	40.8	39.7	39.7	39.7	39.7	39.7	39.7
Months Operating Expenses in Unrestricted Cash	6.6	5.6	7.0	7.3	7.4	7.5	7.5	7.4
Debt Coverage Ratio	1.1	1.0	1.5	1.5	1.3	1.2	1.2	1.1

**A
T
T
A
C
H
M
E
N
T**

I.B.3.

Page Left Blank
for 2 Sided Printing

A RESOLUTION AND ORDER OF THE BOARD OF DIRECTORS OF THE KENTUCKY INFRASTRUCTURE AUTHORITY AUTHORIZING ISSUANCE OF A CONDITIONAL COMMITMENT FOR A FEDERALLY ASSISTED CLEAN WATER REVOLVING FUND A LOAN (A19-0047) FOR AN AMOUNT UP TO \$5,400,000 TO THE CITY OF BARDSTOWN, NELSON COUNTY, KENTUCKY

WHEREAS, the Kentucky Infrastructure Authority (the "Authority") has been duly created as a body corporate and politic constituting a public corporation and a governmental agency of the Commonwealth of Kentucky pursuant to Chapter 224A of the Kentucky Revised Statutes (the "Act"); and

WHEREAS, pursuant to the Act, the Authority is duly and legally authorized to make loans to Governmental Agencies for the purpose of providing funds for the construction and acquisition of sanitary sewer facilities, water facilities or other types of infrastructure, and in that regard, to enter into Assistance Agreements with such Governmental Agencies governing the provisions in respect of which such loans are to be made, the amounts thereof and the repayment provisions in respect thereto; and

WHEREAS, the Authority anticipates entering into an Assistance Agreement for a loan from the Authority's Federally Assisted Clean Water Revolving Loan Program (Fund A) with the City of Bardstown, subject to final determination of amount when the factors involving such financing have been determined; and

WHEREAS, the Authority will, in the near future, authorize and issue a series of Infrastructure Authority Revenue Bonds for the purpose of funding loans to various governmental agencies, such series of Bonds to be known as Kentucky Infrastructure Authority Revenue Bonds with the appropriate Series designation; and

WHEREAS, the Authority wishes to establish terms and conditions on said Fund A loans prior to the issuance of Authority Revenue Bonds and recognizes that additional planning and design of the financed projects are required.

NOW, THEREFORE, THE KENTUCKY INFRASTRUCTURE AUTHORITY, ACTING BY AND THROUGH ITS BOARD OF DIRECTORS AS ITS DULY AUTHORIZED AND EMPOWERED GOVERNING BODY, DOES HEREBY RESOLVE AND ORDER, AS FOLLOWS:

Section 1. All statements of fact set forth in the preambles to this Resolution and Order are incorporated herein by reference, the same as if set forth verbatim. All such statements of fact are hereby declared to be true and accurate in all material respects.

Section 2. The Authority hereby authorizes the issuance of a conditional Federally Assisted Clean Water Revolving Fund A loan for an amount up to \$5,400,000 of project expense including capitalized interest for the construction period, to the City of Bardstown for the Rowan Creek Upgrade sewer project. Such amounts are subject to adjustment

by further action of the Authority or may be adjusted by action of the Executive Director at the time of the issuance of bonds based on adjustment in project costs of not more than ten percent (10%) of the loan amount authorized by this resolution. Upon satisfaction of all conditions of the commitment, execution of an assistance agreement for this loan is authorized.

Section 3. The loan shall be repayable over 20 years at an interest rate of 2.0%. In addition to debt service, a 0.2% annual administration fee on the unpaid loan balance will be charged. From annual revenues, \$13,500 must be set aside in a borrower held replacement reserve each December 1 until the balance reaches \$270,000 and maintained for the life of the loan. These terms are subject to adjustment upon execution of the loan agreement, upon changes in the project conditions or determination that the project will require authority financing to be done on a taxable basis.

Section 4. This Resolution and Order shall be in full force and effect from and after its adoption at a properly held meeting of the Kentucky Infrastructure Authority this 7th day of February, 2019.

SANDRA K. DUNAHOO, CHAIR
KENTUCKY INFRASTRUCTURE AUTHORITY

ATTEST:

MARGARET F. LINK, SECRETARY
KENTUCKY INFRASTRUCTURE AUTHORITY

REVIEWED BY:

GREG B. LADD, GENERAL COUNSEL
DEPARTMENT FOR LOCAL GOVERNMENT

MATTHEW G. BEVIN
GOVERNOR



CHARLES G. SNAVELY
SECRETARY

ENERGY AND ENVIRONMENT CABINET
DEPARTMENT FOR ENVIRONMENTAL PROTECTION

ANTHONY R. HATTON
COMMISSIONER

300 SOWER BOULEVARD
FRANKFORT, KENTUCKY 40601

January 24, 2019

Donna McNeil, Executive Director
Kentucky Infrastructure Authority
1024 Capital Center Drive, Suite 340
Frankfort, Kentucky 40601

Re: A19 – 047- City of Bardstown
Project Eligibility Letter – Rowan Creek Sewer Upgrade
Bardstown WWTP--3245
Activity ID: FGL20190003

Dear Mrs. McNeil:

The Division of Water (DOW) hereby certifies that the City of Bardstown is eligible to receive \$5,400,000 from the Clean Water State Revolving Fund. The DOW certifies that the project scope is consistent with the scope that was used to rank the project on the Intended Use Plan-Project Priority List.

The City of Bardstown's status relative to the Clean Water State Revolving Fund General Conditions is provided below:

1. Project specific environmental information is expected to be submitted to DOW in January 2019.
2. Plans and specifications (technical approval) for Contract 1 – Town Creek WWTP Improvements was approved by DOW on October 29, 2018.
3. Construction bids are expected to be opened on February 28, 2019.

Upon compliance with the general conditions, the DOW will issue a final project certification prior to authorizing the loan agreement. A preconstruction and project management conference with the DOW must be held prior to commencement of construction. If you have any questions concerning this letter, please contact William Averell, Project Manager, at (502) 782-6882.

Sincerely,

A handwritten signature in blue ink, appearing to read "Peter T. Goodman".

Peter T. Goodman, Director
Division of Water

PG/BG:wa

c: City of Bardstown
HDR/Quest Engineers, Inc.



EXECUTIVE SUMMARY		Reviewer		Jeff Abshire	
KENTUCKY INFRASTRUCTURE AUTHORITY		Date		February 7, 2019	
FUND A, FEDERALLY ASSISTED WASTEWATER		KIA Loan Number		A19-047	
REVOLVING LOAN FUND		WRIS Number		SX21179029	
BORROWER		CITY OF BARDSTOWN NELSON COUNTY			
BRIEF DESCRIPTION					
This project will replace the existing 0.75 million gallon per day (MGD) Pottershop pump station with a 3.5 MGD station and will upgrade approximately 17,000 linear feet of sewer lines with 12 to 36 inch lines. Mechanical screening facilities will also be constructed at the headworks of the treatment plant to remove trash and debris prior to waste treatment. Capacity will be increased in a growth area as well as mitigation of sanitary sewer overflows and hydraulic overloading during wet weather events as a result of the project.					
PROJECT FINANCING		PROJECT BUDGET		RD Fee %	Actual %
Fund A Loan	\$5,400,000	Administrative Expenses			\$10,000
EDA Grant	1,600,000	Legal Expenses			10,000
		Land, Easements			25,000
		Planning			10,000
		Eng - Design / Const	6.6%	6.1%	383,610
		Eng - Insp	3.3%	3.4%	214,210
		Eng - Other			25,000
		Construction			5,747,200
		Contingency			574,980
TOTAL	\$7,000,000	TOTAL			\$7,000,000
REPAYMENT	Rate	2.00%	Est. Annual Payment		\$339,720
	Term	20 Years	1st Payment	6 Mo. after first draw	
PROFESSIONAL SERVICES	Engineer	HDR Engineering, Inc.			
	Bond Counsel	Dinsmore & Shohl, LLP			
PROJECT SCHEDULE	Bid Opening	Nov-19			
	Construction Start	May-19			
	Construction Stop	Sep-20			
DEBT PER CUSTOMER	Existing	\$1,376			
	Proposed	\$1,477			
OTHER DEBT		See Attached			
RESIDENTIAL RATES		Users	Avg. Bill		
	Current	7,464	\$25.93 (for 4,000 gallons)		
REGIONAL COORDINATION This project is consistent with regional planning recommendations.					
CASHFLOW	Cash Flow Before Debt Service	Debt Service	Cash Flow After Debt Service		Coverage Ratio
Audited 2016	7,126,017	1,739,721	5,386,296		4.1
Audited 2017	5,974,080	1,735,035	4,239,045		3.4
Audited 2018	8,035,097	1,785,327	6,249,770		4.5
Projected 2019	7,757,591	1,793,259	5,964,332		4.3
Projected 2020	7,503,304	1,866,477	5,636,827		4.0
Projected 2021	7,246,787	2,033,423	5,213,364		3.6
Projected 2022	6,971,640	943,443	6,028,197		7.4
Projected 2023	6,704,760	943,442	5,761,318		7.1

Reviewer: Jeff Abshire
Date: February 7, 2019
Loan Number: A19-047

**KENTUCKY INFRASTRUCTURE AUTHORITY
WASTEWATER REVOLVING LOAN FUND (FUND "A")
CITY OF BARDSTOWN, NELSON COUNTY
PROJECT REVIEW
SX21179029**

I. PROJECT DESCRIPTION

The City of Bardstown provides wastewater service to approximately 7,500 customers and also treats waste for the City of Bloomfield's 455 customers.

The City is requesting \$5,400,000 for the Rowan Creek Sewer Upgrade project. The project will replace the existing 0.75 million gallon per day (MGD) Pottershop pump station with a 3.5 MGD station and will upgrade approximately 17,000 linear feet of sewer lines with 12 to 36 inch lines. Mechanical screening facilities will also be constructed at the headworks of the treatment plant to remove trash and debris prior to waste treatment. The pump station is a recurring sanitary sewer overflow (SSO) location due to hydraulic overloading during wet weather while the Rowan Creek trunk sewer has high levels of inflow and infiltration (I/I) and has numerous defects. Existing and proposed development within the Rowan Creek sewershed will exceed the capacity of the existing trunk sewer and pump station, thus justifying the replacement and upgrades. Replacement of the influent sewer at the Town Creek WWTP is needed to eliminate a hydraulic constriction that causes the headworks to back up during high influent flows while the screening facilities are needed to remove trash and debris from the influent to prevent plugging problems with floating aerators and the biological reactor.

II. PROJECT BUDGET

	Total
Administrative Expenses	\$ 10,000
Legal Expenses	10,000
Land, Easements	25,000
Planning	10,000
Engineering Fees - Design / Const	383,610
Engineering Fees - Inspection	214,210
Engineering Fees - Other	25,000
Construction	5,747,200
Contingency	574,980
Total	\$ 7,000,000

III. PROJECT FUNDING

	Amount	%
Fund A Loan	\$ 5,400,000	77%
EDA Grant	1,600,000	23%
Total	\$ 7,000,000	100%

IV. KIA DEBT SERVICE

Construction Loan	\$ 5,400,000
Interest Rate	2.00%
Loan Term (Years)	20
Estimated Annual Debt Service	\$ 328,920
Administrative Fee (0.20%)	10,800
Total Estimated Annual Debt Service	\$ 339,720

V. PROJECT SCHEDULE

Bid Opening	February 2019
Construction Start	May 2019
Construction Stop	September 2020

VI. RATE STRUCTURE

A. Customers

Residential	6,196
Commercial	1,268
Total	7,464

B. Rates

Water	Inside City Limits		Outside City Limits	
	Current	Prior	Current	Prior
Date of Last Rate Increase	07/03/11	06/28/09	07/03/11	06/28/09
First 2,000 Gallons (Minimum)	\$10.49	\$9.49	\$15.37	\$13.75
Next 2,000	3.30	2.95	3.30	2.95
Cost for 4,000 gallons	\$17.09	\$15.39	\$21.97	\$19.65
Increase %	11.0%		11.8%	
Affordability Index (Rate/MHI)	0.5%		0.6%	

Sewer	Inside City Limits		Outside City Limits	
	Current	Prior	Current	Prior
Date of Last Rate Increase	09/01/11	07/15/09	09/01/11	07/15/09
First 2,000 Gallons (Minimum)	\$17.25	\$15.00	\$18.84	\$15.60
Next 2,000	4.34	3.77	5.66	4.92
Cost for 4,000 gallons	\$25.93	\$22.54	\$30.16	\$25.44
Increase %	15.0%		18.6%	
Affordability Index (Rate/MHI)	0.7%		0.8%	

VII. DEMOGRAPHICS

Based on current Census data from the American Community Survey 5-Year Estimate 2012-2016, the City's service area population was 17,207 with a Median Household Income (MHI) of \$43,372. The median household income for the Commonwealth is \$44,811. The project will qualify for a 2.00% interest rate.

Year	Population		County	% Change	County Unemployment	
	City	% Change			Date	Rate
1980	6,155		27,584		June 2004	5.1%
1990	6,801	10.5%	29,710	7.7%	June 2009	12.5%
2000	10,374	52.5%	37,477	26.1%	June 2015	6.7%
2010	11,700	12.8%	43,437	15.9%	June 2018	4.5%
Current	13,026	11.3%	44,875	3.3%		
Cumulative %		111.6%		62.7%		

VIII. CAPITALIZATION GRANT EQUIVALENCIES

- 1) Green Project Reserve - This project will not be reported for Green Project Reserve (GPR) funding.
- 2) Additional Subsidization – This project does not qualify for additional subsidization.

IX. FINANCIAL ANALYSIS

Financial information was obtained from the City's audited financial statements for the years ended June 30, 2016 through 2018 for the Combined Utilities Operating Fund which includes electric distribution, water treatment and distribution, wastewater treatment, garbage pickup, cable TV, and Internet services. While revenues and expenses are separated in the audit based on the above segments, the balance sheet and debt information is only presented on a consolidated basis. The non cash impacts of GASB 68, Accounting and Financial Reporting for Pensions, and GASB 75,

Accounting and Financial Reporting for Postemployment Benefits Other Than Pensions, have been removed from consolidated operating expenses. Percentage references in the History section below are based on whole dollar amounts as outlined in the audited financial statements.

HISTORY

Revenues increased 10.5% from \$36.2 million to \$40.0 million from 2015 to 2018 due primarily to growth, while operating expenses increased 10.8% from \$29.1 million to \$32.0 million. Consolidated cash flow before debt service averaged \$7.1 million during the three years. Sewer cash flow averaged \$2.1 million, or 29% of consolidated cash flow before debt service. The debt coverage ratio was 4.1, 3.4, and 4.6 for 2016 through 2018, respectively.

The balance sheet reflects a current ratio of 2.6, day's sales in account receivable of 28.7, and the number of months of operating expenses in unrestricted cash is 4.7.

PROJECTIONS

Projections are based on the following assumptions:

- 1) Revenues will be flat for volume.
- 2) Expenses will increase 2% annually for inflation.
- 3) Debt service coverage is 3.6 in 2021 when principal and interest repayments begin.

Based on the proforma assumptions, the City shows adequate cash flow to repay the requested loan.

REPLACEMENT RESERVE

The replacement reserve will be 5% (\$270,000 total) of the final amount borrowed to be funded annually (\$13,500 yearly) each December 1 for 20 years and maintained for the life of the loan.

X. DEBT OBLIGATIONS

	Outstanding	Maturity
General Obligation Bond, Series 2010	\$ 3,610,000	2021
KIA (A10-14)	1,374,107	2033
KIA (B17-008)	1,194,885	2037
KIA (B17-012, i/a/o \$1,129,000)	0	TBD
KIA (C09-01)	1,514,575	2034
KIA (C09-02)	2,773,563	2033
Total	\$10,467,130	

XI. CONTACTS

Legal Applicant

Entity Name	City of Bardstown
Authorized Official	Mayor Richard Heaton
County	Nelson
Email	mayorheaton@bardstowncable.net
Phone	502-348-5947
Address	220 N Fifth Street Bardstown, KY 40004

Applicant Contact

Name	Jessica Filiatreau
Organization	City of Bardstown
Email	jhfiliatreau@bardstowncable.net
Phone	502-348-5947
Address	220 N Fifth Street Bardstown, KY 40004

Project Administrator

Name	Bob Sturdivant
Organization	HDR Engineering, Inc.
Email	bob.sturdivant@hdrinc.com
Phone	(859) 629-4826
Address	2517 Sir Barton Way Lexington, KY 40509

Consulting Engineer

PE Name	Rich Smith
Firm Name	HDR Engineering, Inc.
Email	rich.smith@hdrinc.com
Phone	(859) 629-4844
Address	2517 Sir Barton Way Lexington, KY 40509

XII. RECOMMENDATIONS

KIA staff recommends approval of the loan with the standard conditions.

CITY OF BARDSTOWN
FINANCIAL SUMMARY (JUNE YEAR END)

	Audited 2016	Audited 2017	Audited 2018	Projected 2019	Projected 2020	Projected 2021	Projected 2022	Projected 2023
Balance Sheet								
Assets								
Current Assets	14,944,647	14,588,035	16,907,475	17,503,763	18,067,590	18,588,954	19,192,151	19,767,469
Other Assets	71,588,535	72,630,750	75,366,181	71,322,252	76,149,568	75,190,884	73,758,200	72,219,516
Total	86,533,182	87,218,785	92,273,656	88,826,015	94,217,158	93,779,838	92,950,351	91,986,985
Liabilities & Equity								
Current Liabilities	4,694,994	4,899,502	6,561,926	6,784,244	6,890,967	5,724,196	5,798,965	5,867,695
Long Term Liabilities	16,141,497	15,407,788	20,344,086	19,005,730	21,983,168	21,114,931	20,675,734	20,225,282
Total Liabilities	20,836,491	20,307,290	26,906,012	25,789,974	28,874,135	26,839,127	26,474,699	26,092,977
Net Assets	65,696,691	66,911,495	65,367,644	63,036,041	65,343,023	66,940,711	66,475,652	65,894,008
Cash Flow								
Revenues	36,198,440	36,863,711	40,009,058	40,009,058	40,009,058	40,009,058	40,009,058	40,009,058
Operating Expenses	29,091,482	30,936,964	32,117,356	32,394,862	32,649,149	32,905,666	33,180,813	33,447,693
Other Income	19,059	47,333	143,395	143,395	143,395	143,395	143,395	143,395
Cash Flow Before Debt Service	7,126,017	5,974,080	8,035,097	7,757,591	7,503,304	7,246,787	6,971,640	6,704,760
Debt Service								
Existing Debt Service	1,739,721	1,735,035	1,785,327	1,793,259	1,866,477	1,863,563	603,723	603,722
Proposed KIA Loan	0	0	0	0	0	169,860	339,720	339,720
Total Debt Service	1,739,721	1,735,035	1,785,327	1,793,259	1,866,477	2,033,423	943,443	943,442
Cash Flow After Debt Service	5,386,296	4,239,045	6,249,770	5,964,332	5,636,827	5,213,364	6,028,197	5,761,318
Ratios								
Current Ratio	3.2	3.0	2.6	2.6	2.6	3.2	3.3	3.4
Debt to Equity	0.3	0.3	0.4	0.4	0.4	0.4	0.4	0.4
Days Sales in Accounts Receivable	23.0	23.0	28.7	28.7	28.7	28.7	28.7	28.7
Months Operating Expenses in Unrestricted Cash	4.4	4.1	4.4	4.6	4.8	5.0	5.2	5.3
Debt Coverage Ratio	4.1	3.4	4.5	4.3	4.0	3.6	7.4	7.1

**A
T
T
A
C
H
M
E
N
T**

I.B.4.

Page Left Blank
for 2 Sided Printing

A RESOLUTION AND ORDER OF THE BOARD OF DIRECTORS OF THE KENTUCKY INFRASTRUCTURE AUTHORITY AUTHORIZING ISSUANCE OF A CONDITIONAL COMMITMENT FOR A FEDERALLY ASSISTED CLEAN WATER REVOLVING FUND LOAN (A19-026) FOR AN AMOUNT UP TO \$1,050,049 TO THE CITY OF LA CENTER, BALLARD COUNTY, KENTUCKY

WHEREAS, the Kentucky Infrastructure Authority (the "Authority") has been duly created as a body corporate and politic constituting a public corporation and a governmental agency of the Commonwealth of Kentucky pursuant to Chapter 224A of the Kentucky Revised Statutes (the "Act"); and

WHEREAS, pursuant to the Act, the Authority is duly and legally authorized to make loans to Governmental Agencies for the purpose of providing funds for the construction and acquisition of sanitary sewer facilities, water facilities or other types of infrastructure, and in that regard, to enter into Assistance Agreements with such Governmental Agencies governing the provisions in respect of which such loans are to be made, the amounts thereof and the repayment provisions in respect thereto; and

WHEREAS, the Authority anticipates entering into an Assistance Agreement for a loan from the Authority's Federally Assisted Clean Water Revolving Loan Program (Fund A) with the City of La Center, subject to final determination of amount when the factors involving such financing have been determined; and

WHEREAS, the Authority will, in the near future, authorize and issue a series of Infrastructure Authority Revenue Bonds for the purpose of funding loans to various governmental agencies, such series of Bonds to be known as Kentucky Infrastructure Authority Revenue Bonds with the appropriate Series designation; and

WHEREAS, the Authority wishes to establish terms and conditions on said Fund A loans prior to the issuance of Authority Revenue Bonds and recognizes that additional planning and design of the financed projects are required.

NOW, THEREFORE, THE KENTUCKY INFRASTRUCTURE AUTHORITY, ACTING BY AND THROUGH ITS BOARD OF DIRECTORS AS ITS DULY AUTHORIZED AND EMPOWERED GOVERNING BODY, DOES HEREBY RESOLVE AND ORDER, AS FOLLOWS:

Section 1. All statements of fact set forth in the preambles to this Resolution and Order are incorporated herein by reference, the same as if set forth verbatim. All such statements of fact are hereby declared to be true and accurate in all material respects.

Section 2. The Authority hereby authorizes the issuance of a conditional Federally Assisted Clean Water Revolving Fund loan for an amount up to \$1,050,049 of project expense including capitalized interest for the construction period, to the City of La Center for the Wastewater Treatment Plant Upgrade and I/I Reduction project. Such amounts

are subject to adjustment by further action of the Authority or may be adjusted by action of the Executive Director at the time of the issuance of bonds based on adjustment in project costs of not more than (10%) ten percent of the loan amount authorized by this resolution. Upon satisfaction of all conditions of the commitment, execution of an assistance agreement for this loan is authorized.

Section 3. Principal forgiveness of 50% of the assistance amount, not to exceed \$525,025 will be credited to the loan balance upon release of liens on all contracts and disbursement of the final draw request by KIA to the borrower. The unforgiven principal balance of \$525,024 shall be repaid.

Section 4. The unforgiven principal shall be repayable over 30 years at an interest rate of 0.50%. In addition to debt service, a 0.20% annual administration fee on the unpaid, unforgiven principal balance will be charged. From annual revenues, \$2,600 must be set aside in a borrower held replacement reserve each December 1 until the balance reaches \$52,000 and maintained for the life of the loan. These terms are subject to adjustment upon execution of the loan agreement, upon changes in the project conditions or determination that the project will require authority financing to be done on a taxable basis.

Section 5. This Resolution and Order shall be in full force and effect from and after its adoption at a properly held meeting of the Kentucky Infrastructure Authority this 7th day of February, 2019.

SANDRA K. DUNAHOO, CHAIR
KENTUCKY INFRASTRUCTURE AUTHORITY

ATTEST:

MARGARET F. LINK, SECRETARY
KENTUCKY INFRASTRUCTURE AUTHORITY

REVIEWED BY:

GREG B. LADD, GENERAL COUNSEL
DEPARTMENT FOR LOCAL GOVERNMENT



MATTHEW G. BEVIN
GOVERNOR

CHARLES G. SNAVELY
SECRETARY

ENERGY AND ENVIRONMENT CABINET
DEPARTMENT FOR ENVIRONMENTAL PROTECTION

ANTHONY R. HATTON
COMMISSIONER

300 SOWER BOULEVARD
FRANKFORT, KENTUCKY 40601

January 24, 2019

Donna McNeil, Executive Director
Kentucky Infrastructure Authority
1024 Capital Center Drive, Suite 340
Frankfort, Kentucky 40601

Re: A19-026
La Center WWTP--56
Activity ID: FGL20190004
Project Name: Wastewater Treatment Plant Upgrade and I/I
Reduction

Dear Mrs. McNeil:


The Division of Water (DOW) hereby certifies that the City of La Center is eligible to receive \$1,050,049.00 from the Clean Water State Revolving Fund. The DOW certifies that the project scope is consistent with the scope that was used to rank the project on the Intended Use Plan-Project Priority List.

The City of La Center's status relative to the Clean Water State Revolving Fund General Conditions is provided below:

1. Project specific environmental information was submitted to DOW on January 22, 2019.
2. Plans and specifications were submitted to DOW on November 2, 2018.
3. Construction bids are expected to be opened on April 15, 2019.

Upon compliance with the general conditions, the DOW will issue a final project certification prior to authorizing the loan agreement. A preconstruction and project management conference with the DOW must be held prior to commencement of construction. If you have any questions concerning this letter, please contact Joel Murphy, Project Manager, at (502) 782-7024.

Sincerely,



Peter T. Goodman, Director
Division of Water

PG/BG:jjm

c: Nicky Hutcherson, City of La Center
Bjarne Hansen, Purchase ADD
Jody Brown, City of La Center
Matt Baker, Cann-Tech



EXECUTIVE SUMMARY		Reviewer		Ashley Adams	
KENTUCKY INFRASTRUCTURE AUTHORITY		Date		February 7, 2019	
FUND A, FEDERALLY ASSISTED WASTEWATER		KIA Loan Number		A19-026	
REVOLVING LOAN FUND		WRIS Number		SX21007019	
BORROWER		CITY OF LA CENTER BALLARD COUNTY			
BRIEF DESCRIPTION					
This project will fund upgrades to the Wastewater Treatment Plant (WWTP) as well as the collection system. Upgrades to the WWTP include the addition of Actiflo tertiary treatment and ultra-violet disinfection. Collection system rehabilitation will include an SSES, camera work, and line repair of up to an estimated 36,000 linear feet of vitrified clay pipe to control inflow and infiltration in the over 50 year old system.					
PROJECT FINANCING		PROJECT BUDGET		RD Fee %	Actual %
Fund A Loan	\$1,050,049	Administrative Expenses			\$25,000
CDBG	1,000,000	Legal Expenses			5,000
		Planning			20,000
		Eng - Design / Const	7.9%	7.4%	131,624
		Eng - Insp	4.8%	4.5%	80,925
		Construction			1,625,000
		Contingency			162,500
TOTAL	\$2,050,049	TOTAL			\$2,050,049
REPAYMENT	Rate	0.50%	Est. Annual Payment		\$19,918
	Term	30 Years	1st Payment	6 Mo. after first draw	
PROFESSIONAL SERVICES	Engineer	Cann-Tech			
	Bond Counsel	Dinsmore & Shohl, LLP			
PROJECT SCHEDULE	Bid Opening	Apr-19			
	Construction Start	May-19			
	Construction Stop	Apr-20			
DEBT PER CUSTOMER	Existing	\$2,547			
	Proposed	\$3,526			
OTHER DEBT		See Attached			
OTHER STATE-FUNDED PROJECTS LAST 5 YRS		See Attached			
RESIDENTIAL RATES					
		<u>Users</u>	<u>Avg. Bill</u>		
	Current	430	\$36.66 (for 4,000 gallons)		
	Additional	0	\$36.66 (for 4,000 gallons)		
REGIONAL COORDINATION		This project is consistent with regional planning recommendations.			
CASHFLOW	Cash Flow Before Debt Service	Debt Service	Cash Flow After Debt Service		Coverage Ratio
Audited 2016	(9,450)	112,106	(121,556)		-0.1
Audited 2017	(8,293)	83,608	(91,901)		-0.1
Audited 2018	130,745	93,218	37,527		1.4
Projected 2019	131,069	82,493	48,576		1.6
Projected 2020	126,469	82,068	44,401		1.5
Projected 2021	124,383	102,062	22,321		1.2
Projected 2022	122,208	102,114	20,094		1.2
Projected 2023	119,943	102,114	17,829		1.2

Reviewer: Ashley Adams
Date: February 7, 2019
Loan Number: A19-026

**KENTUCKY INFRASTRUCTURE AUTHORITY
WASTEWATER REVOLVING LOAN FUND (FUND A)
CITY OF LA CENTER, BALLARD COUNTY
PROJECT REVIEW
SX21007019**

I. PROJECT DESCRIPTION

The City of La Center is requesting a Fund A loan in the amount of \$1,050,049 for the Wastewater Treatment Plant Upgrade and I/I Reduction project. This project will consist of upgrading the Wastewater Treatment Plant and the collection system. The City is under an agreed order (DOW 130159). The City plans to upgrade the WWTP by adding Actiflo tertiary treatment and ultra-violet disinfection to ensure effluent falls within their permitted limits. The City discharges into an Impaired Stream, Humphrey Creek, and must meet stringent discharge limits. Other work at the treatment plant will be done to ensure the proper operation of all components including a sludge pump station, slide gates, and necessary yard piping.

The city's gravity system was constructed in excess of 50 years ago and is mostly Vitrified Clay pipe. The pipes have deteriorated significantly over time and are contributing excessive inflow/infiltration into the system. The city has been doing repair work based on the 2000 SSES report with its own funds. In order to continue the necessary repairs a new SSES study and report is required, as well as, the estimated 36,000 linear feet of line that will need repair. The majority of the line repairs will utilize trenchless technology methods (I.E. Cured-in-place pipe, pipe bursting, etc.). This approach will reduce disturbance to the community during construction, reduce the strain on the WWTP, adding to its longevity and resulting in substantial improvements to the customers' service. The City will also complete camera work to determine the most egregious portions for Inflow and Infiltration of their system. Once those portions are identified, the city will rehab the system lines.

The City of La Center provides sewer service to 364 residential and 66 commercial customers and water service to 372 residential and 73 commercial customers in Ballard County.

II. PROJECT BUDGET

	<u>Total</u>
Administrative Expenses	\$ 25,000
Legal Expenses	5,000
Planning	20,000
Engineering Fees - Design	92,137
Engineering Fees - Construction	39,487
Engineering Fees - Inspection	80,925
Construction	1,625,000
Contingency	162,500
Total	\$ 2,050,049

III. PROJECT FUNDING

	<u>Amount</u>	<u>%</u>
Fund A Loan	\$ 1,050,049	51%
CDBG	1,000,000	49%
Total	\$ 2,050,049	100%

IV. KIA DEBT SERVICE

Construction Loan	\$ 1,050,049
Less: Principal Forgiveness	525,025
Amortized Loan Amount	\$ 525,024
Interest Rate	0.50%
Loan Term (Years)	30
Estimated Annual Debt Service	\$ 18,868
Administrative Fee (0.20%)	1,050
Total Estimated Annual Debt Service	\$ 19,918

V. PROJECT SCHEDULE

Bid Opening	April 2019
Construction Start	May 2019
Construction Stop	April 2020

VI. CUSTOMER COMPOSITION AND RATE STRUCTURE

A) Customers

	<u>Current</u>
Residential	364
Commercial	66
Total	430

B) Rates

Sewer	Proposed*	Current	Prior
Date of Last Rate Increase	04/01/19	03/14/17	01/11/11
First 3,000 Gallons	\$32.98	\$16.25	\$16.25
Next 2,000 Gallons (per 1,000 gallons)	4.22	2.50	2.50
All over 5,000 Gallons (per 1,000 gallons)	3.55	1.83	1.83
Capital Improvement Fee		8.00	
Construction/Maintenance Flat Fee		5.11	5.11
Construction/Maintenance (per 1,000 gallons)		1.20	1.20
Cost for 4,000 gallons	\$37.20	\$36.66	\$28.66
Increase %	1.5%	27.9%	
Affordability Index (Rate/MHI)	1.3%	1.3%	

Water	Proposed*	Current	Prior
Date of Last Rate Increase	04/01/19	03/14/17	01/11/11
First 3,000 Gallons	\$32.98	\$16.25	\$16.25
Next 2,000 Gallons (per 1,000)	4.22	2.50	2.50
All over 5,000 Gallons (per 1,000)	3.55	1.83	1.83
Capital Improvement Fee		8.00	
Construction/Maintenance Flat Fee		2.00	2.00
Construction/Maintenance (per 1,000 gallons)		1.72	1.72
Cost for 4,000 gallons	\$37.20	\$35.63	\$27.63
Increase %	4.4%	29.0%	
Affordability Index (Rate/MHI)	1.3%	1.3%	

The City will be implementing a CPI clause in their ordinance in addition to consolidating their rates. The first reading is expected to be February 12, 2019 and second reading expected March 12, 2019.

VII. DEMOGRAPHICS

Based on current Census data from the American Community Survey 5-Year Estimate 2012-2016, the Utility's service area population was 1,063 with a Median Household Income (MHI) of \$34,006. The median household income for the Commonwealth is \$44,811. The project will qualify for a 0.5% interest rate based on MHI.

Year	Population				County Unemployment	
	City	% Change	County	% Change	Date	Rate
1980	1,044		8,798		June 2005	7.1%
1990	1,040	-0.4%	7,902	-10.2%	June 2010	9.5%
2000	1,038	-0.2%	8,286	4.9%	June 2015	6.3%
2010	1,009	-2.8%	8,249	-0.4%	June 2018	7.7%
Current	1,054	4.5%	8,216	-0.4%		
Cumulative %		1.0%		-6.6%		

VIII. 2018 CAPITALIZATION GRANT EQUIVALENCIES

- 1) Green Project Reserve - This project does not qualify for Green Project Reserve (GPR) funding.
- 2) Additional Subsidization – This project qualifies for additional subsidization. Principal forgiveness of 50% of the assistance amount, not to exceed \$525,025 will be credited to the loan balance upon release of liens on all contracts and disbursement of the final draw request by KIA to the borrower.

IX. FINANCIAL ANALYSIS

Financial information was obtained from the audited financial statements for the years ended June 30, 2016 through June 30, 2018. Percentage references in the History section below are based on whole dollar amounts and not the rounded amounts presented.

HISTORY

Combined water and sewer revenues have increased 27% from 2016 through 2018 due to rate increases. Operating expenses have declined 12% during the same time period. Cash flow after debt service was -\$121,556 in 2016, -\$91,901 in 2017, and \$37,527 in 2018 with debt coverage not being met in 2016 and 2017 from revenues generated within the water and sewer utilities. The utility makes regular transfers in to the water and sewer fund from both the gas fund and the general fund to make up for shortfalls. Transfers in during the audited time period observed include \$149,478 in 2016, \$98,999 in 2017, and \$97,355 in 2018.

A capital improvement fee in the amount of \$8 per bill (both water and sewer) was instituted in March 2017 which increased revenues nearly \$100,000 to make up for the ongoing deficit in the water and sewer funds and generate money for capital improvements. This brought the water and sewer fund into a positive cash flow position (\$37,527) and a 1.4 debt coverage ratio for 2018.

The 2018 balance sheet reflects a 1.1 current ratio, a 0.6 debt to equity ratio, 46.2 days sales in accounts receivable, and 2.2 months operating expenses in unrestricted cash.

PROJECTIONS

Projections are based on the following assumptions:

- 1) Revenues will remain flat for growth and volume and increase marginally (1.5% sewer, 4.4% water) for additional proposed rate increases in 2019.
- 2) Expenses will increase 2% annually for inflation, however, inflation will be offset by a soon to be implemented CPI clause.
- 3) Transfers in from other accounts will cease in 2019 and throughout the forecast.
- 4) Debt service coverage is 1.2 in 2021 when principal and interest repayments begin.

Based on the pro forma assumptions, the utility shows adequate cash flow to repay the KIA Fund A loan.

REPLACEMENT RESERVE

The replacement reserve will be 5% (\$52,000 total) of the final amount borrowed (prior to principal forgiveness, if any) to be funded annually (\$2,600 yearly) each December 1 for 20 years and maintained for the life of the loan.

X. DEBT OBLIGATIONS

	<u>Outstanding</u>	<u>Maturity</u>
Revenue Bonds Series 2004	\$ 432,500	2044
KIA Loan (A10-15)	662,812	2032
Total	\$ 1,095,312	

XI. CONTACTS

Legal Applicant

Entity Name	City of La Center
Authorized Official	Nicky Hutcherson (Mayor)
County	Ballard
Email	lacityhall@brtc.net
Phone	270-665-9140
Address	PO Box 420 La Center, KY, 42056

Applicant Contact

Name	Jody Brown
Organization	City of La Center
Email	lacenterwater@brtc.net
Phone	270-665-5162
Address	PO Box 420 La Center, KY, 42056

Project Administrator

Name	Bjarne Hansen
Organization	Purchase ADD
Email	bjarne.hansen@purchaseadd.org
Phone	270-274-7171
Address	PO Box 588 Mayfield, KY 42066

Consulting Engineer

PE Name	Matthew Baker
Firm Name	Cann-Tech
Email	mbaker@kih.net
Phone	502-859-0907
Address	1100 Glensboro Rd, Suite 9 Lawrenceburg, KY 40342

XII. RECOMMENDATIONS

KIA staff recommends approval of the loan with the standard conditions and the following special condition:

1. The City of La Center shall implement a CPI clause in their proposed rate ordinance, consolidate all miscellaneous fees into their normal rates by ordinance, and raise rates, at a minimum, as indicated in Section VI, B of this analysis. The ordinance will be reviewed and approved by KIA staff prior to execution.

CITY OF LA CENTER
FINANCIAL SUMMARY (JUNE YEAR END)

	Audited 2016	Audited 2017	Audited 2018	Projected 2019	Projected 2020	Projected 2021	Projected 2022	Projected 2023
Balance Sheet								
Assets								
Current Assets	76,650	69,688	121,538	131,915	141,395	146,460	151,078	167,673
Other Assets	2,859,247	2,785,124	2,765,446	3,738,306	4,656,576	4,532,156	4,405,956	4,263,680
Total	<u>2,935,897</u>	<u>2,854,812</u>	<u>2,886,984</u>	<u>3,870,222</u>	<u>4,797,971</u>	<u>4,678,616</u>	<u>4,557,034</u>	<u>4,431,353</u>
Liabilities & Equity								
Current Liabilities	116,536	125,212	106,985	110,043	112,311	114,595	116,495	60,494
Long Term Liabilities	1,194,951	1,144,382	1,091,827	1,302,780	1,510,775	1,454,874	1,397,973	1,348,902
Total Liabilities	<u>1,311,487</u>	<u>1,269,594</u>	<u>1,198,812</u>	<u>1,412,823</u>	<u>1,623,086</u>	<u>1,569,469</u>	<u>1,514,468</u>	<u>1,409,396</u>
Net Assets	<u>1,624,410</u>	<u>1,585,218</u>	<u>1,688,172</u>	<u>2,457,399</u>	<u>3,174,885</u>	<u>3,109,147</u>	<u>3,042,566</u>	<u>3,021,957</u>
Cash Flow								
Revenues	357,722	361,892	454,810	463,856	468,470	473,130	477,836	482,589
Operating Expenses	367,187	370,201	324,196	332,918	342,132	348,878	355,759	362,777
Other Income	15	16	131	131	131	131	131	131
Cash Flow Before Debt Service	<u>(9,450)</u>	<u>(8,293)</u>	<u>130,745</u>	<u>131,069</u>	<u>126,469</u>	<u>124,383</u>	<u>122,208</u>	<u>119,943</u>
Debt Service								
Existing Debt Service	112,106	83,608	93,218	82,493	82,068	82,144	82,196	82,196
Proposed KIA Loan	0	0	0	0	0	19,918	19,918	19,918
Total Debt Service	<u>112,106</u>	<u>83,608</u>	<u>93,218</u>	<u>82,493</u>	<u>82,068</u>	<u>102,062</u>	<u>102,114</u>	<u>102,114</u>
Cash Flow After Debt Service	<u>(121,556)</u>	<u>(91,901)</u>	<u>37,527</u>	<u>48,576</u>	<u>44,401</u>	<u>22,321</u>	<u>20,094</u>	<u>17,829</u>
Ratios								
Current Ratio	0.7	0.6	1.1	1.2	1.3	1.3	1.3	2.8
Debt to Equity	0.8	0.8	0.7	0.6	0.5	0.5	0.5	0.5
Days Sales in Accounts Receivable	61.0	47.5	46.2	46.2	46.2	46.2	46.2	46.2
Months Operating Expenses in Unrestricted Cash	0.5	0.6	2.2	2.5	2.8	2.9	3.0	3.5
Debt Coverage Ratio	(0.1)	(0.1)	1.4	1.6	1.5	1.2	1.2	1.2

**A
T
T
A
C
H
M
E
N
T**

I.B.5.

Page Left Blank
for 2 Sided Printing

**A RESOLUTION OF THE KENTUCKY INFRASTRUCTURE AUTHORITY
AUTHORIZING AND APPROVING THE ISSUANCE OF OBLIGATIONS OF
THE KENTUCKY INFRASTRUCTURE AUTHORITY TO REIMBURSE
CAPITAL EXPENDITURES MADE BY GOVERNMENTAL AGENCIES
PURSUANT TO LOANS MADE BY THE KENTUCKY INFRASTRUCTURE
AUTHORITY TO SUCH GOVERNMENTAL AGENCIES**

WHEREAS, the Board of Directors of the Kentucky Infrastructure Authority (the "Authority") has heretofore approved the undertaking of the projects described in further detail in Exhibit A (collectively, the "Project"); and

WHEREAS, the Authority anticipates making loans to governmental agencies pursuant to the provisions of Chapter 224A of the Kentucky Revised Statutes (the "Act") for the Project and the governmental agencies may be expected to pay and/or incur costs with respect to the Project ("Prior Capital Expenditures") on or after the date of this resolution and prior to the issuance of the obligations (the "Obligations") which will finance the Project.

NOW, THEREFORE BE IT RESOLVED by the Board of Directors of the Kentucky Infrastructure Authority as follows:

Section 1. The Board of Directors hereby approves the use of the Obligations to finance the costs of the Project in the maximum principal amount set forth in Exhibit A plus costs of issuance related thereto and amounts required to fund a debt service reserve, if any, and declares its intent that any Prior Capital Expenditures made by the governmental agencies pursuant to loans made by the Authority will be made in anticipation of the issuance of such Obligations to reimburse said Prior Capital Expenditures. This declaration is made pursuant to Treas. Reg. §1.150-2.

Section 2. The Executive Director and Treasurer of the Authority are hereby authorized and directed to reimburse, not later than eighteen months after the later of (i) the date of the expenditure or (ii) the date the item was placed in service, but in any event not later than three years after the original expenditure, only those Prior Capital Expenditures made with respect to assets having a reasonably expected economic life of at least one year, and in addition, eligible preliminary expenditures paid and incurred prior to commencement of the Project.

Section 3. The Authority finds and determines that, consistent with the Authority's budgetary and financial circumstances, it does not have funds currently available and does not expect to have funds available in the future that may be allocated on a long-term basis, other than the proceeds of the Obligations, to finance the Prior Capital Expenditures.

Section 4. The Authority hereby directs the Executive Director, Secretary, and Treasurer to take the following action at the time the Prior Capital Expenditures are reimbursed from proceeds of the Obligations: (i) evidence the reimbursement on the books and records maintained with respect to the Obligations, and (ii) identify either the actual prior expenditure to be reimbursed or, in the case of reimbursement of a fund or account, the fund or account from which the expenditure was paid.

Section 5. The books, records and proceedings of the Authority with respect to this resolution shall be made reasonably available by the Authority for its inspection by the general public at the Authority's administrative office every business day during normal business hours commencing no later than 30 days after the passage of this resolution. Said books, record and proceedings of the Authority with respect to this resolution will continue to be reasonably available to the general public until the date of issuance of the Obligations.

Section 6. This Resolution shall be in full force and effect from and after its adoption. Passed and adopted this 7th day of February, 2019.

DONNA MCNEIL, EXECUTIVE DIRECTOR
KENTUCKY INFRASTRUCTURE AUTHORITY

ATTEST:

MARGARET F. LINK, SECRETARY
KENTUCKY INFRASTRUCTURE AUTHORITY

REVIEWED BY:

GREG B. LADD, GENERAL COUNSEL
DEPARTMENT FOR LOCAL GOVERNMENT

EXHIBIT A

<u>APPLICANT</u>	<u>LOAN #</u>	<u>AMOUNT</u>	<u>LOAN TOTAL</u>
City of Burkesville (P&D)	A19-045	\$ 251,000	\$ 251,000
City of Bardstown	A19-047	\$ 5,400,000	\$ 5,400,000
City of La Center	A19-026	\$ 1,050,049	\$ 1,050,049

Page Left Blank
for 2 Sided Printing

FUNDS A, A2, B, B1, B2, C, F, F2

Kentucky Infrastructure Authority
Funds Availability
January 31, 2019

Description	Fund A (Clean Water SRF)	Fund F (Drinking Water SRF)	Fund B (Infrastructure Revolving Fund)	Fund C (Governmental Agencies Program)
Funds Availability				
Funds Available to Commit (1)	\$0	\$4,000,000	\$0	\$0

(1) Net of pending applications. Funds A (projected \$72M 2019 commitments) and F (projected \$50M 2019 commitments) assume all funds available will be committed during the year. Funds B and C have pending commitments to consume current lending capacity.

KENTUCKY INFRASTRUCTURE AUTHORITY FEDERALLY ASSISTED WASTEWATER REVOLVING LOAN FUND ---- (FUND A)
--

AVAILABLE FUNDS FFY 1989:

FEDERAL TITLE VI GRANT FUNDS	\$33,237,382
UNUSED TITLE II GRANT FUNDS	\$5,873,998
BOND PROCEEDS (20%)	\$7,822,276
ADMINISTRATION (4%)	(\$1,564,455)
NET 89 SRF FUNDS	\$45,369,201

AVAILABLE FUNDS FFY 1990:

FEDERAL TITLE VI GRANT FUNDS	\$17,798,449
BOND PROCEEDS (20%)	\$3,559,690
ADMINISTRATION (4%)	(\$711,938)
NET 90 SRF FUNDS	\$20,646,201

AVAILABLE FUNDS FFY 1991:

FEDERAL TITLE VI GRANT FUNDS	\$31,258,282
BOND PROCEEDS (20%)	\$6,251,656
ADMINISTRATION (4%)	(\$1,250,331)
NET 91 SRF FUNDS	\$36,259,607

AVAILABLE FUNDS FFY 1992:

FEDERAL TITLE VI GRANT FUNDS	\$25,429,111
BOND PROCEEDS (20%)	\$5,085,822
ADMINISTRATION (4%)	(\$1,017,164)
NET 92 SRF FUNDS	\$29,497,769

AVAILABLE FUNDS FFY 1993:

FEDERAL TITLE VI GRANT FUNDS	\$24,462,603
BOND PROCEEDS (20%)	\$4,892,521
ADMINISTRATION (4%)	(\$978,504)
NET 93 SRF FUNDS	\$28,376,620

AVAILABLE FUNDS FFY 1994:

FEDERAL TITLE VI GRANT FUNDS	\$15,178,779
BOND PROCEEDS (20%)	\$3,035,756
ADMINISTRATION (4%)	(\$607,151)
NET 94 SRF FUNDS	\$17,607,384

AVAILABLE FUNDS FFY 1995:

FEDERAL TITLE VI GRANT FUNDS	\$15,676,353
BOND PROCEEDS (20%)	\$3,135,271
ADMINISTRATION (4%)	(\$627,054)
NET 95 SRF FUNDS	\$18,184,570

AVAILABLE FUNDS FFY 1996:

FEDERAL TITLE VI GRANT FUNDS	\$25,678,432
BOND PROCEEDS (20%)	\$5,135,686
ADMINISTRATION (4%)	(\$1,027,137)
NET 96 SRF FUNDS	\$29,786,981

ADDITIONAL FUNDS FFY 1997:

FEDERAL TITLE VI GRANT FUNDS	\$7,912,200
BOND PROCEEDS (20%)	\$1,582,440
ADMINISTRATION (4%)	(\$316,488)
NET ADD'L 97 SRF FUNDS	\$9,178,152

AVAILABLE FUNDS FFY 1998:

FEDERAL TITLE VI GRANT FUNDS	\$17,138,187
BOND PROCEEDS (20%)	\$3,427,637
ADMINISTRATION (4%)	(\$685,527)
NET 98 SRF FUNDS	\$19,880,297

AVAILABLE FUNDS FFY 1999:

FEDERAL TITLE VI GRANT FUNDS	\$17,139,573
BOND PROCEEDS (20%)	\$3,427,914
ADMINISTRATION (4%)	(\$685,582)
NET 98 SRF FUNDS	\$19,881,905

AVAILABLE FUNDS FFY 2000:

FEDERAL TITLE VI GRANT FUNDS	\$17,081,460
BOND PROCEEDS (20%)	\$3,416,292
ADMINISTRATION (4%)	(\$683,258)
NET 00 SRF FUNDS	\$19,814,494

AVAILABLE FUNDS FFY 2001:

FEDERAL TITLE VI GRANT FUNDS	\$16,929,594
BOND PROCEEDS (20%)	\$3,385,919
ADMINISTRATION (4%)	(\$677,184)
NET 01 SRF FUNDS	\$19,638,329

AVAILABLE FUNDS FFY2005:

FEDERAL TITLE VI GRANT FUNDS	\$13,714,668
BOND PROCEEDS (20%)	\$2,742,934
ADMINISTRATION (4%)	(\$548,586)
NET 05 SRF FUNDS	\$15,909,016

AVAILABLE FUNDS FFY2006:

FEDERAL TITLE VI GRANT FUNDS	\$11,145,123
BOND PROCEEDS (20%)	\$2,229,025
ADMINISTRATION (4%)	(\$445,804)
NET 06 SRF FUNDS	\$12,928,344

AVAILABLE FUNDS FFY2007:

FEDERAL TITLE VI GRANT FUNDS	\$13,621,905
BOND PROCEEDS (20%)	\$2,724,381
ADMINISTRATION (4%)	(\$544,876)
NET 07 SRF FUNDS	\$15,801,410

AVAILABLE FUNDS FFY2008:

FEDERAL TITLE VI GRANT FUNDS	\$8,648,100
BOND PROCEEDS (20%)	\$1,729,620
ADMINISTRATION (4%)	(\$345,924)
NET 08 SRF FUNDS	\$10,031,796

AVAILABLE FUNDS FFY2009:

FEDERAL TITLE VI GRANT FUNDS	\$8,648,100
BOND PROCEEDS (20%)	\$1,729,620
ADMINISTRATION (4%)	(\$345,924)
NET 09 SRF FUNDS	\$10,031,796

AVAILABLE FUNDS FFY2010:

FEDERAL TITLE VI GRANT FUNDS	\$25,932,000
BOND PROCEEDS (20%)	\$5,186,400
ADMINISTRATION (4%)	(\$1,037,280)
NET 10 SRF FUNDS	\$30,081,120

AVAILABLE FUNDS FFY2011:

FEDERAL TITLE VI GRANT FUNDS	\$18,794,000
BOND PROCEEDS (20%)	\$3,758,800
ADMINISTRATION (4%)	(\$751,760)
NET 11 SRF FUNDS	\$21,801,040

AVAILABLE FUNDS FFY2012:

FEDERAL TITLE VI GRANT FUNDS	\$17,987,000
BOND PROCEEDS (20%)	\$3,597,400
ADMINISTRATION (4%)	(\$719,480)
NET 12 SRF FUNDS	\$20,864,920

AVAILABLE FUNDS FFY2013:

FEDERAL TITLE VI GRANT FUNDS	\$16,992,000
BOND PROCEEDS (20%)	\$3,398,400
ADMINISTRATION (4%)	(\$679,680)
NET 13 SRF FUNDS	\$19,710,720

AVAILABLE FUNDS FFY2014:

FEDERAL TITLE VI GRANT FUNDS	\$17,845,000
BOND PROCEEDS (20%)	\$3,569,000
ADMINISTRATION (4%)	(\$713,800)
NET 14 SRF FUNDS	\$20,700,200

AVAILABLE FUNDS FFY2015:

FEDERAL TITLE VI GRANT FUNDS	\$17,754,000
BOND PROCEEDS (20%)	\$3,550,800
ADMINISTRATION (4%)	(\$710,160)
NET 15 SRF FUNDS	\$20,594,640

AVAILABLE FUNDS FFY2016:

FEDERAL TITLE VI GRANT FUNDS	\$17,005,000
BOND PROCEEDS (20%)	\$3,401,000
ADMINISTRATION (4%)	(\$680,200)
NET 16 SRF FUNDS	\$19,725,800

AVAILABLE FUNDS FFY2017:

FEDERAL TITLE VI GRANT FUNDS	\$16,874,000
BOND PROCEEDS (20%)	\$3,374,800
ADMINISTRATION (4%)	(\$674,960)
NET 17 SRF FUNDS	\$19,573,840

AVAILABLE FUNDS FFY 2002:

FEDERAL TITLE VI GRANT FUNDS	\$16,967,313
BOND PROCEEDS (20%)	\$3,393,463
ADMINISTRATION (4%)	(\$678,692)
NET 02 SRF FUNDS	<u>\$19,682,084</u>

AVAILABLE FUNDS FFY2003:

FEDERAL TITLE VI GRANT FUNDS	\$16,857,027
BOND PROCEEDS (20%)	\$3,371,405
ADMINISTRATION (4%)	(\$674,281)
NET 03 SRF FUNDS	<u>\$19,554,151</u>

AVAILABLE FUNDS FFY2004:

FEDERAL TITLE VI GRANT FUNDS	\$16,867,224
BOND PROCEEDS (20%)	\$3,373,445
ADMINISTRATION (4%)	(\$674,688)
NET 04 SRF FUNDS	<u>\$19,565,981</u>

AVAILABLE FUNDS FFY2018:

FEDERAL TITLE VI GRANT FUNDS	\$20,428,000
BOND PROCEEDS (20%)	\$4,085,600
ADMINISTRATION (4%)	(\$817,120)
NET 18 SRF FUNDS	<u>\$23,696,480</u>

AVAILABLE FUNDS FFY2019:

FEDERAL TITLE VI GRANT FUNDS	
BOND PROCEEDS (20%)	
ADMINISTRATION (4%)	
NET 19 SRF FUNDS	<u>\$0</u>

ACCUMULATED SRF FUNDS**\$634,374,848****CURRENT REVOLV/SURPL FUND BAL****\$143,755,585****LEVERAGE FUND BALANCE****\$0**

		TOTAL PROJECT AMOUNT	KIA LOAN AMOUNT	DATE APPROVED	
<u>PROJECTS APPROVED IN SFY 1989:</u>					
1	PIKEVILLE, CITY OF (1)	\$3,047,285	\$3,199,217 (c)	05-03-89	(AMD. 11-19-90 & 9-16-91)
2	MANCHESTER, CITY OF	\$4,451,803	\$2,209,119 (c)	5-03-89	
3	JENKINS, CITY OF	\$2,724,307	\$1,654,780 (c)	5-03-89	
	TOTALS	<u>\$10,223,395</u>	<u>\$7,063,116</u>		
4	MT. WASHINGTON, CITY OF	\$1,957,322	\$908,187 (c)	8-07-89	
5	MAYFIELD, CITY OF	\$4,067,194	\$3,425,343 (c)	8-07-89	(AMD. 8-16-90)
6	DANVILLE, CITY OF	\$634,900	\$418,055 (c)	8-07-89; 70/7/04	Assumed from Perryville
7	JACKSON, CITY OF (1)	\$3,241,350	\$1,606,068 (c)	9-27-89	(AMD. 11-12-92)
8	SOUTH SHORE, CITY OF	\$2,982,085	\$2,031,315 (c)	12-13-89	(AMD. 6-20-91)
	TOTALS	<u>\$12,882,851</u>	<u>\$8,388,968</u>		
<u>PROJECTS APPROVED IN SFY 1991:</u>					
9	LEWISBURG, CITY OF	\$751,974	\$667,388 (c)	8-16-90	
10	PROVIDENCE, CITY OF (1)	\$3,803,625	\$2,828,680 (c)	8-16-90	
11	PROVIDENCE, CITY OF (2)	\$820,069	\$820,069 (c)	8-16-90	
12	CAMPTON, CITY OF	\$669,615	\$367,641 (c)	8-16-90	(AMD. 11-19-90)
13	BOWLING GREEN, CITY OF (1)	\$9,459,163	\$6,570,011 (c)	11-19-90	
14	BOWLING GREEN, CITY OF (2)	\$2,616,756	\$2,616,756 (c)	11-19-90	
15	ELIZABETHTOWN, CITY OF	\$9,851,000	\$9,226,158 (c)	1-31-91	
16	PINEVILLE, CITY OF (1)	\$3,169,900	\$2,293,544 (c)	3-28-91	(AMD. 11-12-92 & 12-1-93)
17	BUTLER, CITY OF	\$373,850	\$187,950 (c)	3-28-91	
18	LONDON, CITY OF	\$7,148,495	\$6,305,753 (c)	6-20-91	
	TOTALS	<u>\$38,664,447</u>	<u>\$31,883,950</u>		
<u>PROJECTS APPROVED IN SFY 1992:</u>					
19	BOYD COUNTY FISCAL COURT	\$3,789,000	\$2,237,342 (c)	7-24-91	
20	WILLIAMSBURG, CITY OF	\$1,024,110	\$931,344 (c)	9-16-91	
21	GREENUP, CITY OF	\$453,800	\$442,739 (c)	9-16-91	(AMD. 1-23-93)
22	GEORGETOWN, CITY OF	\$6,009,300	\$6,119,705 (c)	9-16-91	
23	STANFORD, CITY OF	\$1,177,312	\$685,289 (c)	9-16-91	
24	HICKMAN, CITY OF	\$2,641,171	\$1,779,494 (c)	9-18-91	(AMD. 11-12-92)
25	BRANDENBURG, CITY OF	\$2,091,294	\$1,802,290 (c)	11-01-91	(AMD. 5-13-92)
26	MIDDLESBORO, CITY OF	\$832,085	\$175,785 (c)	11-01-91	
27	CAMPBELL/KENTON S.D. (MELBOURNE)	\$1,196,365	\$773,156 (c)	11-01-91	(AMD. 9-10-92)
28	MURRAY, CITY OF	\$5,121,690	\$5,161,272 (c)	11-01-91	
29	CUMBERLAND, CITY OF	\$1,366,700	\$680,417 (c)	12-04-91	
30	WHEELWRIGHT, CITY OF	\$971,000	\$361,675 (c)	12-04-91	
31	EMINENCE, CITY OF	\$4,071,300	\$1,328,600 (c)	2-25-92	(REAP. 2-16-94)
32	PADUCAH-MCCRACKEN JOINT SEWER AGENCY	\$1,889,950	\$1,495,501 (c)	5-13-92	(ASSUMED FROM REIDLAND)
33	FLEMINGSBURG, CITY OF	\$1,128,194	\$1,142,183 (c)	5-13-92	
34	WEBSTER COUNTY FISCAL COURT	\$3,211,937	\$2,378,237 (c)	5-13-92	(REAP. 9-27-94)
	TOTALS	<u>\$36,975,208</u>	<u>\$27,495,029</u>		
<u>PROJECTS APPROVED IN SFY 1993:</u>					
35	FRANKLIN, CITY OF (1)	\$497,979	\$497,979 (c)	9-10-92	AMD.
36	CORINTH, CITY OF	\$1,089,866	\$200,766 (c)	11-12-92	
37	PLEASUREVILLE, CITY OF	\$2,976,200	\$785,200 (c)	11-12-92	(AMD. 3-31-95)
38	HOPKINSVILLE, CITY OF (1)	\$9,845,968	\$9,693,741 (c)	12-17-92	(AMD. 9-1-94)
39	MARTIN, CITY OF	\$2,295,847	\$579,212 (c)	12-17-92	
40	OLIVE HILL, CITY OF	\$3,245,120	\$2,426,003 (c)	01-29-93	(AMD 10/6/05)
41	NICHOLASVILLE PUBLIC UTILITIES	\$16,340,413	\$15,740,449 (c)	05-05-93	(REAP. 3-31-95)(AMD.12-18-98)
	TOTALS	<u>\$36,291,393</u>	<u>\$29,923,350</u>		

	TOTAL PROJECT AMOUNT	KIA LOAN AMOUNT	DATE APPROVED	
PROJECTS APPROVED IN SFY 1994:				
42 PINEVILLE, CITY OF (2)	\$940,000	\$418,542 (c)	07-07-93	(REAP. 3-31-95)
43 IRVINE, CITY OF	\$2,883,563	\$1,658,248 (c)	08-31-93	(REAP. 3-31-95 & AMD. 8-29-96)
44 BENHAM, CITY OF	\$1,916,066	\$853,191 (c)	08-31-93	(REAP. 3-31-95)
45 PRINCETON, CITY OF (Part 1)	\$3,722,362	\$2,365,520 (c)	12-01-93	(REAP. 5-30-95)
46 PRINCETON, CITY OF (Part 2)	\$1,045,618	\$597,712 (c)	12-01-93	(REAP. 5-30-95)
47 HOPKINSVILLE, CITY OF	\$885,720	\$646,748 (c)	02-16-94; 4-7-11	(REAP. 8-30-95) Assumed from Crofton (AMD.5-30-95)(AMD.7-13-98)
48 LEDBETTER SANITATION DISTRICT #1	\$4,767,980	\$3,624,359 (c)	05-11-94	
49 HAZARD, CITY OF	\$7,746,540	\$6,511,067 (c)	05-11-94	
50 SHELBY COUNTY SANITATION DISTRICT #1	\$2,100,000	\$1,402,737 (c)	05-11-94	(Assumed from Shelby Co SD #1 (AMD. 7-17-95)
51 LAGRANGE, CITY OF	\$898,515	\$832,777 (c)	06-29-94	
52 MADISONVILLE, CITY OF	\$15,713,000	\$15,552,994 (c)	06-29-94	
53 DAWSON SPRINGS, CITY OF	\$846,480	\$816,170 (c)	06-29-94	
54 CATLETTSBURG, CITY OF	\$5,678,656	\$3,200,000 (s)	06-29-94	(REAP. 12-5-95)(AMD.12-4-96)
TOTALS	\$49,144,500	\$38,480,065		
PROJECTS APPROVED IN SFY 1995:				
55 HOPKINSVILLE, CITY OF	\$401,000	\$240,264 (c)	08-30-94; 4-7-11	Assumed from Pembroke
56 MT. STERLING, CITY OF	\$1,110,540	\$1,055,969 (c)	08-30-94	
57 WEST LIBERTY, CITY OF	\$737,972	\$329,764 (c)	08-30-94	(AMD. 2-26-96)
58 MT. VERNON, CITY OF	\$998,650	\$652,162 (c)	08-30-94	(REAP. 2-26-96) (REAP.3-6-97)
59 WORTHINGTON, CITY OF	\$790,000	\$388,332 (c)	08-30-94	
60 SOMERSET, CITY OF	\$2,759,200	\$2,631,067 (c)	08-30-94	
61 PERRY COUNTY S.D. #1	\$845,790	\$601,673 (c)	08-30-94	(AMD. 6/1/97)
62 BOYD COUNTY (PHASE II)	\$6,990,000	\$6,270,000 (s)	09-27-94	(AMD. 2-2-95)(AMD 12-10-99)
63 FRANKLIN, CITY OF (2)	\$2,600,080	\$2,572,240 (c)	09-27-94	
64 BRODHEAD, CITY OF	\$899,411	\$502,650 (c)	11-29-94	
65 NEWPORT, CITY OF	\$1,759,645	\$1,596,327 (c)	11-29-94	(AMD. 8-29-96)
66 PIKEVILLE, CITY OF (2)	\$3,466,413	\$2,134,015 (c)	11-29-94	(AMD. 8-30-95) (AMD.6-19-97)(ASSUMED FROM REIDLAND)
67 PADUCAH-MCCRACKEN JOINT SEWER AGENCY	\$3,798,069	\$3,516,117 (c)	11-29-94	
68 HOPKINSVILLE, CITY OF (2)	\$3,715,533	\$3,191,098 (c)	02-02-95	
69 JENKINS, CITY OF (2)	\$719,755	\$719,755 (c)	02-02-95	
70 RUSSELL, CITY OF	\$244,730	\$71,666 (c)	02-02-95	
71 LEBANON, CITY OF	\$6,491,336	\$5,805,838 (c)	03-31-95	
72 REGIONAL WATER RESOURCE AGENCY (O'BORO)	\$11,885,276	\$7,160,493 (c)	03-31-95	
73 MOREHEAD, CITY OF (RCSD)	\$3,347,424	\$3,130,152 (c)	03-31-95	(Assumed from RCSD)
74 GREENUP CO. ENVIRONMENTAL COMMISSION	\$3,798,920	\$3,370,168 (c)	5-30-95	(AMD. 3/16/99)
75 BOYD / GREENUP SANITATION DISTRICT #1	\$391,116	\$371,573 (c)	5-30-95	
76 PIKEVILLE, CITY OF	\$1,953,260	\$462,584 (c)	5-30-95; 3/2/06	Assumed from Mtn WD
TOTALS	\$59,704,120	\$46,773,907		
PROJECTS APPROVED IN SFY 1996:				
NONE	\$0	\$0		
TOTALS	\$0	\$0		
PROJECTS APPROVED IN SFY 1997:				
77 HARLAN, CITY OF	\$6,053,575	\$2,546,299 (c)	7-18-96	(REAP. 4-27-98)
78 HAWESVILLE, CITY OF	\$871,000	\$435,000 (c)	7-18-96	
79 EMINENCE, CITY OF	\$1,381,339	\$945,408 (c)	7-18-96	
80 SCOTTSVILLE, CITY OF	\$4,608,815	\$3,959,472 (c)	7-18-96	
81 ELKHORN CITY, CITY OF	\$926,726	\$926,726 (c)	7-18-96	(AMD 4-1-98)
82 GRAYSON, CITY OF	\$3,635,970	\$3,424,567 (s)	7-18-96	(AMD. 9-1-98)
83 MOREHEAD, CITY OF	\$2,357,176	\$781,381 (c)	7-18-96	
84 JACKSON, CITY OF	\$719,287	\$681,983 (c)	8-29-96	
85 LAWRENCE, COUNTY OF	\$1,566,000	\$868,219 (c)	3-6-97	(AMD 11/1/01)
86 GREENUP CO. ENVIRONMENTAL COMMISSION	\$2,368,793	\$2,331,195 (c)	3-6-97	
87 HARDIN CO WATER DISTRICT 1	\$4,846,450	\$4,809,652 (c)	6-19-97; 3/6/08	Assumed from Radcliff
88 WARREN COUNTY WATER DISTRICT (1)	\$1,082,400	\$980,781 (c)	6-19-97	
TOTALS	\$30,417,531	\$22,690,683		
PROJECTS APPROVED IN SFY 1998:				
89 CRESTWOOD, CITY OF	\$351,516	\$351,516 (c)	8-14-97; 3/2/06	(A1) Assump. fell through
90 PARIS, CITY OF	\$723,734	\$402,667 (c)	11-10-97	(A1)
91 LEWISPORT, CITY OF	\$2,279,000	\$1,074,308 (c)	11-10-97	
92 MAYSVILLE, CITY OF	\$12,538,828	\$11,722,252 (c)	2-26-98	
93 WARREN COUNTY WATER DISTRICT (2)	\$265,000	\$253,057 (c)	2-26-98	
94 PRESTONSBURG, CITY OF	\$4,392,500	\$919,183 (s)	2-26-98	
95 CRESTWOOD, CITY OF	\$10,358,404	\$6,146,750 (+)	4-27-98; 3/2/06	Assump. fell through
TOTALS	\$30,908,982	\$20,869,733		

		TOTAL PROJECT AMOUNT	KIA LOAN AMOUNT	DATE APPROVED	
<u>PROJECTS APPROVED IN SFY 1999:</u>					
96	PARIS, CITY OF	\$7,528,385	\$5,943,287 (c)	9-1-98	
97	MIDWAY, CITY OF	\$282,250	\$141,125 (c)	10-13-98	(A1)
98	MAYFIELD, CITY OF	\$1,401,962	\$1,160,472 (c)	10-13-98	
99	GREENUP JOINT SEWER AGENCY	\$125,900	\$103,950 (c)	12/18/98; 6/26/14	(A1) Assumed from Wurtland
100	DANVILLE, CITY OF	\$7,712,132	\$7,615,106 (c)	12-18-98	(AMD 01/8/04)
101	LEWIS COUNTY SANITATION DIST NO. 1	\$2,924,800	\$620,001 (c)	04-27-99	AMD 10/7/99
TOTALS		\$19,975,429	\$15,583,941		
<u>PROJECTS APPROVED IN SFY 2000:</u>					
102	MOREHEAD, CITY OF	\$1,100,372	\$279,000 (c)	09-01-99	
103	HOPKINSVILLE, CITY OF	\$889,478	\$834,891 (c)	09-01-99	AMD 6/8/00
104	RWRA-OWENSBORO	\$26,264,248	\$25,963,257 (c)	12/10/99	AMD 6/2/05
105	SOUTH SHORE, CITY OF	\$502,790	\$188,849 (c)	12/10/99	
106	MOREHEAD, CITY OF	\$592,695	\$257,300 (c)	4/4/00	
107	MIDWAY, CITY OF	\$4,337,596	\$702,589 (c)	6/6/2000	
TOTALS		\$33,687,179	\$28,225,886		
<u>PROJECTS APPROVED IN SFY 2001:</u>					
108	PIKEVILLE, CITY OF	\$1,205,484	\$1,116,574 (c)	07/18/2000; 5/16/01	
109	GREENUP JOINT SEWER AGENCY	\$1,717,540	\$1,561,400 (c)	9/6/01; 3/2/06	Assumed from Mtn WD
110	LEITCHFIELD, CITY OF	\$6,146,196	\$5,355,560 (c)	7/18/00; 6/26/14	Assumed from Wurtland
111	CLOVERPORT, CITY OF	\$57,500	\$57,500 (c)	8/29/00	
112	WHITE PLAINS, CITY OF	\$2,250,400	\$669,700 (c)	11/22/00	(A1)
113	MANCHESTER, CITY OF	\$5,060,376	\$1,053,589 (c)	12/21/00	
114	ARLINGTON, CITY OF	\$677,333	\$167,567 (c)	1/25/01	
TOTALS		\$17,114,829	\$9,981,890		
<u>PROJECTS APPROVED IN SFY2002:</u>					
115	CARROLLTON, CITY OF	\$6,997,101	\$2,518,301 (c)	8/9/01	AMD 9/6/01
116	MT. STERLING WAT & SEW COMMISSION	\$13,908,185	\$11,936,783 (c)	2/7/02	
117	SHEPHERDSVILLE, CITY OF	\$9,976,728	\$7,581,466 (c)	2/7/02	
118	MARION, CITY OF	\$312,715	\$312,715 (c)	3/7/02	(A1) AMD 1/9/03
119	GREENVILLE, CITY OF	\$2,242,571	\$2,223,347 (c)	3/7/02	
120	LEBANON JUNCTION, CITY OF	\$2,898,419	\$1,813,385 (c)	4/4/02	AMD 7/1/05
121	HARRODSBURG, CITY OF	\$4,418,916	\$3,314,760 (c)	5/2/02	
122	GREENUP JOINT SEWER AGENCY	\$1,782,900	\$1,782,872 (c)	6/6/02; 6/26/14	Assumed from Wurtland
TOTALS		\$42,537,535	\$31,483,629		
<u>PROJECTS APPROVED IN SFY 2003</u>					
123	SALYERSVILLE, CITY OF	\$7,662,832	\$2,035,486 (c)	8/15/02	AMD 9/19/03
124	LONDON, CITY OF	\$15,262,069	\$9,864,503 (c)	10/3/02	
125	Paducah McCracken Joint Sewer Agency	\$1,497,900	\$1,382,413 (c)	2/6/03	
126	Boyd & Greenup Co Sanitation Dist #1	\$849,503	\$694,844 (c)	5/1/03	
TOTALS		\$25,272,304	\$13,977,246		
<u>PROJECTS APPROVED IN SFY 2004</u>					
127	HOPKINSVILLE, CITY OF	\$4,979,920	\$4,682,517 (c)	8/7/03	
128	MOUNTAIN WATER DISTRICT	\$729,158	\$184,695 (c)	9/4/03	
129	BENTON, CITY OF	\$1,823,194	\$293,902 (c)	12/4/03; 10/7/04	
130	PADUCAH-MCCRACKEN JSA	\$1,401,000	\$1,229,425 (c)	12/4/03	
131	MARION, CITY OF	\$1,775,704	\$515,296 (c)	3/4/04	
132	MOREHEAD, CITY OF	\$11,233,204	\$7,189,123 (c)	3/4/04; AMD 11/05	
133	PADUCAH-MCCRACKEN JSA	\$1,040,275	\$908,403 (c)	3/4/04	
134	JESSAMINE-SOUTH ELKHORN WAT DIST	\$298,200	\$196,861 (c)	4/1/04	(A1)
135	BEREA, CITY OF	\$9,011,045	\$5,000,000 (c)	4/1/04; 1/6/05	
136	HOPKINSVILLE WATER ENV AUTH	\$2,469,924	\$2,469,924 (c)	05/06/04; 3/2/06	
137	PRESTONSBURG, CITY OF	\$3,750,000	\$68,037 (c)	05/06/04	Assumed from Southern Wtr & Sew Dist
TOTALS		\$38,511,624	\$22,738,183		
<u>PROJECTS APPROVED IN SFY 2005</u>					
138	LAWRENCEBURG, CITY OF	\$8,319,703	\$7,889,974 (c)	7/1/04	
139	LORETTO, CITY OF	\$5,563,468	\$2,245,865 (c)	7/1/04; 9/14/05	
140	SANITATION DISTRICT #1	\$39,028,077	\$32,401,491 (c)	8/5/04; 10/1/06	
141	HODGENVILLE, CITY OF	\$2,639,104	\$968,539 (c)	10/7/04	
142	CARROLLTON, CITY OF	\$10,870,148	\$4,288,600 (c)	5/5/05	
143	WINCHESTER MUNICIPAL UTILITIES	\$23,212,000	\$21,000,000 (c)	6/23/05	
TOTALS		\$89,632,500	\$68,794,469		

		TOTAL PROJECT AMOUNT	KIA LOAN AMOUNT	DATE APPROVED	
PROJECTS APPROVED IN SFY 2006					
144	ALEXANDRIA, CITY OF	\$2,535,785	\$426,220 (c)	7/7/05	
145	PAINTSVILLE, CITY OF	\$954,415	\$429,715 (c)	10/6/05	
146	CYNTHIANA, CITY OF	\$10,902,650	\$5,671,622 (c)	12/1/05	
147	WESTERN MASON SD	\$4,644,000	\$802,000 (c)	12/1/05	
148	LEDBETTER WATER DISTRICT	\$3,326,078	\$2,326,078 (c)	3/2/06	
149	RICHMOND, CITY OF	\$2,152,200	\$2,152,200 (c)	6/1/06	(A1)
TOTALS		\$24,515,128	\$11,807,835		
PROJECTS APPROVED IN SFY 2007					
150	REGIONAL WAT RES AGENCY	\$9,405,000	\$7,196,879 (c)	7/13/06	
151	N MADISON CO SD	\$1,925,000	\$307,952 (c)	8/3/06	
152	BOYD CO SANITATION DIST #2	\$1,918,000	\$666,811 (c)	10/5/06	
153	N MADISON CO SD	\$12,736,123	\$8,104,622 (c)	10/5/06; 12/7/06	
154	OHIO CO REG WASTEWATER DIST	\$15,940,000	\$6,607,612 (c)	11/2/06	
155	CITY OF NICHOLASVILLE	\$12,459,352	\$12,053,913 (c)	12/7/06; 4/1/09	
156	CITY OF BOWLING GREEN	\$5,155,190	\$5,130,100 (c)	12/7/06	
157	CITY OF BEAVER DAM	\$1,311,900	\$597,921 (c)	6/21/07	
158	CITY OF FALMOUTH	\$5,619,316	\$2,812,236 (c)	6/21/07	
TOTAL		\$66,469,881	\$43,478,046		
PROJECTS APPROVED IN SFY 2008					
159	CITY OF BARLOW	\$169,500	\$168,954 (c)	9/6/07	(A1)
160	CITY OF WHITESBURG	\$7,474,000	\$1,040,900 (c)	9/6/07	
161	CITY OF OWENSBORO	\$25,562,531.87	\$23,931,476 (c)	10/4/07; 6/26/14	
162	CITY OF ALEXANDRIA	\$316,441	\$186,073 (c)	11/1/07	
163	CITY OF MURRAY	\$1,469,778	\$1,227,741 (c)	11/1/07	
164	CITY OF RICHMOND	\$56,808,695	\$53,656,495 (c)	11/1/07	
165	REGIONAL WATER RESOURCE AGENCY	\$1,709,375	\$1,425,488 (c)	11/1/07	
166	Paducah McCracken JSA	\$4,146,560	\$1,600,000 (c)	2/7/08	
167	Bowling Green, City of	\$54,235,960	\$53,881,569 (c)	4/3/08; 11/12/09; 8/4/11	
168	Sanitation District #1	\$83,147,554	\$69,403,566 (c)	4/3/08; 6/4/09	
169	Elizabethtown, City of	\$14,580,483	\$14,580,483 (c)	4/3/08	
170	Nicholasville, City of	\$6,043,903	\$6,043,903 (c)	4/3/08	
171	Somerset, City of	\$14,897,000	\$8,138,274 (c)	4/3/08	
172	Williamstown, City of	\$18,748,000	\$15,214,408 (c)	6/2/08	
TOTAL		\$289,309,780	\$250,499,329		
PROJECTS APPROVED IN SFY 2009					
173	Hopkinsville, City of	\$4,916,100	\$0	9/4/08; withdrawn 5/11/10	
174	Lexington-Fayette Urban County Govt	\$18,354,000	\$14,045,119 (c)	1/8/09	
175	Paducah McCracken JSA	\$14,323,800	\$6,100,150 (c)	4/9/09	
176	Mt Washington, City of	\$15,000,000	\$9,061,772 (c)	5/7/09; 9/1/10	
177	Sanitation District #1	\$5,802,300	\$4,920,300 (c)	6/4/09; 6/30/11	
178	Sanitation District #1	\$7,062,000	\$5,459,988 (c)	6/4/09	
179	Sanitation District #1	\$20,108,000	\$12,735,256 (c)	6/4/09	
180	Sanitation District #1	\$6,968,000	\$4,726,828 (c)	6/4/09	
181	Sanitation District #1	\$3,287,000	\$2,149,345 (c)	6/4/09	
182	Sanitation District #1	\$12,065,000	\$8,069,123 (c)	6/4/09	
TOTAL		\$107,886,200	\$67,267,880		
PROJECTS APPROVED IN SFY 2010					
183	Kentucky Horse Park	\$1,950,000	\$717,039.80 (c)	8/6/09	
184	Maysville, City of	\$10,985,868	\$10,985,868 (c)	9/3/09	
185	Prestonsburg, City of	\$272,000	\$272,000 (c)	10/1/09; 2/4/10	
186	Prestonsburg, City of	\$786,000	\$786,000 (c)	10/1/09; 2/4/10	
187	Louisville & Jefferson Co. Metro. Sewer Dist.	\$4,847,095	\$0	10/1/09	withdrawn 10/12/10
188	Hopkinsville, City of	\$7,500,000	\$7,488,282 (c)	11/12/09	
189	Hardinsburg, City of	\$550,000	\$549,594 (c)	11/12/09	
190	Princeton, City of	\$2,475,000	\$683,354 (c)	12/3/09; 2/4/10	
191	Ashland, City of	\$7,720,231	\$6,644,995 (c)	1/7/10; 2/3/11	
192	Winchester, City of	\$37,000,000	\$36,600,000 (c)	2/4/10	
193	Prestonsburg, City of	\$4,530,405	\$1,860,405 (c)	2/4/10	
194	Oldham Co Env Auth	SX21185017 \$2,846,174	\$2,843,153 (c)	5/6/10; 7/7/11; 6/7/12	
195	Oldham Co Env Auth -	SX21185029 \$1,477,000	\$1,000,000 (c)	5/6/10; 1/5/12	
		SX21185050;			
196	Oldham Co Env Auth	SX21185036 \$2,601,420	\$2,538,415 (c)	5/6/10; 1/5/12; 6/7/12	
197	Lexington Fayette Urban County Government	\$9,030,983	\$9,030,983 (c)	6/3/10; 10/14/10	
198	Lexington Fayette Urban County Government	\$7,028,375	\$0	6/3/10; 10/14/10	withdrawn 1/31/12
Total		\$101,600,551	\$82,000,089		

		TOTAL PROJECT AMOUNT	KIA LOAN AMOUNT	DATE APPROVED	
PROJECTS APPROVED IN SFY 2011					
199 Oldham Env Auth	SX21185028	\$500,000	\$121,419 (c)	7/1/10;1/5/12	
200 Sanitation District #1	SX21117126	\$19,935,700	\$15,989,714 (c)	7/1/10	
201 Bardstown, City of	SX21179019	\$1,800,000	\$1,800,000 (c)	12/9/10; 6/10/11	
202 LaCenter, City of	SX21007015	\$895,000	\$895,000 (c)	12/9/10	
203 Livermore, City of	SX21049008	\$2,105,000	\$1,062,219 (c)	12/9/10	
204 Morehead, City of	SX21205034	\$3,000,000	\$3,000,000 (c)	12/9/10	
205 Regional Water Resource Agency		\$6,331,887	\$6,037,387 (c)	12/9/10;3/1/12;8/1/13	
206 Campton, City of		\$3,217,200	\$1,400,000 (c)	2/3/11	
207 Hardinsburg, City of		\$400,000	\$394,849 (c)	2/3/11	
208 Louisa, City of		\$2,058,580	\$1,399,237 (c)	2/3/11	
209 Flemingsburg, City of		\$10,380,670	\$10,380,670 (c)	3/3/11;12/6/12	
210 Louisville-Jefferson Co MSD		\$3,400,000	\$0	3/3/11	withdrawn 2/3/12
211 Vanceburg, City of		\$3,400,000	\$2,000,000 (c)	3/3/11	
212 Williamsburg, City of		\$1,035,517	\$955,960 (c)	3/3/11	
213 Hopkinsville, City of		\$500,000	\$483,710 (c)	4/7/11	
214 Hopkinsville, City of		\$10,991,165	\$10,991,165 (c)	4/7/11	
215 Hopkinsville, City of		\$8,010,000	\$7,090,224 (c)	4/7/11;5/9/12	The 5/9/12 increase was rescinded
216 Pineville, City of		\$265,668	\$265,668 (c)	5/5/11	
217 Sanitation District #1		\$17,225,660	\$10,806,003	5/5/11	
218 Sanitation District #1		\$19,000,000	\$15,187,500	5/5/11	
219 Sanitation District #1		\$9,572,000	\$3,804,381	5/5/11	
220 West Liberty, City of		\$3,937,950	\$2,107,258 (c)	5/5/11; revised for ARRA fdg	
Total		\$127,961,997	\$96,172,364		
PROJECTS APPROVED IN SFY 2012					
221 Oldham Co Env Authority	SX21185037	\$670,588	\$670,588 (c)	7/7/11;6/7/12	
222 Prestonsburg, City of		\$3,750,087	\$1,094,143 (c)	8/4/11;4/12/12	Assumed from Southern Wtr & Sew Dist
223 Hodgenville, City of		\$1,635,000	\$1,635,000 (c)	11/10/11	
224 Burkesville, City of		\$1,000,000	\$1,000,000 (c)	11/10/11	
225 Bloomfield, City of		\$0	\$0	11/10/11	Request for funds withdrawn
226 Harrodsburg, City of		\$418,500	\$418,500 (c)	12/8/11	
227 Grant Co Sanitary SD		\$1,276,449	\$941,718 (c)	1/5/12; 10/3/13	
228 Barbourville, City of	SX21121139	\$6,391,817	\$6,391,817 (c)	2/2/12; 11/1/12	
229 Sanitation District #1 of Northern Ky		\$1,001,717	\$851,857 (c)	2/2/12	
230 Sanitation District #1 of Northern Ky		\$0	\$0	2/2/12	Request for funds withdrawn
231 Winchester, City of		\$1,010,000	\$537,235 (c)	2/2/12	
232 Harrodsburg, City of		\$1,157,000	\$706,000 (c)	2/2/12	
233 Jamestown, City of		\$2,476,218	\$2,476,218 (c)	2/2/12	
234 Paducah McCracken County JSA		\$7,097,410	\$7,097,410 (c)	2/2/12	
235 Ashland, City of		\$0	\$0	3/1/12	Request for funds withdrawn
236 Murray, City of	SX21035001	\$61,515,000	\$61,515,000	3/1/12; 6/4/15	
237 Grant Co Sanitary SD		\$0	\$0	3/1/12	Request for funds withdrawn
238 Lexington-Fayette Urban Co Govt		\$2,530,000	\$1,594,026 (c)	3/1/12	
239 Regional Water Resource Agency		\$619,070	\$354,892 (c)	3/1/12	
240 Regional Water Resource Agency	SX21059042	\$2,336,875	\$2,336,875 (c)	3/1/12; 7/2/15	
241 Flemingsburg, City of		\$2,000,000	\$459,530 (c)	4/12/12	
242 Jackson, City of		\$1,200,000	\$700,000 (c)	4/12/12	
243 Russell Springs, City of		\$719,000	\$719,000 (c)	4/12/12	
244 South Shore, City of		\$4,006,000	\$2,489,452 (c)	4/12/12	
245 Worthington, City of		\$381,174	\$381,174 (c)	4/12/12	
246 Flatwoods, City of	SX21089082	\$445,000	\$440,000 (c)	5/3/12;10/25/13	
247 Grayson, City of	SX21043032	\$785,000	\$785,000 (c)	5/3/12	
248 Oak Grove, City of	SX21047025	\$0	\$0	5/3/12	Request for funds withdrawn
249 Russell, City of	SX21089091	\$0	\$0	5/3/12	Commitment Expired 9/2013
250 Earlington, City of	SX21107017	\$1,575,000	\$728,668 (c)	6/7/12	
251 Lawrenceburg, City of	SX21005007	\$1,157,623.47	\$1,157,623.47 (c)	6/7/12	
252 Perry County Sanitation District	SX21193100	\$3,060,000	\$1,675,000 (c)	6/7/12; 2/6/14	
Total		\$110,214,529	\$99,156,727		

			TOTAL PROJECT AMOUNT	KIA LOAN AMOUNT	DATE APPROVED	
PROJECTS APPROVED IN SFY 2013						
253	Jenkins, City of	SX21133013	\$1,500,000	\$495,511 (c)	8/2/12	
254	Frankfort, City of	SX21073058	\$9,500,000	\$8,000,000 (c)	2/7/13	
255	Regional Water Resource Agency	SX21059031	\$858,006	\$858,006 (c)	2/7/13	
		SX21067045				
256	Lexington-Fayette Urban Co Govt	SX21067047	\$5,232,640	\$4,335,913 (c)	3/7/13	
		SX21067038				
		SX21067043				
257	Lexington-Fayette Urban Co Govt	SX21067044	\$8,888,647	\$8,888,647	3/7/13	
		SX21067037				
		SX21067039				
		SX21067040				
258	Lexington-Fayette Urban Co Govt	SX21067043	\$9,998,618	\$9,998,618 (c)	3/7/13	
259	Lexington-Fayette Urban Co Govt	SX21067041	\$23,902,641	\$23,902,641 (c)	3/7/13; 6/26/14	
260	Lexington-Fayette Urban Co Govt	SX21067006	\$8,364,306	\$5,264,306 (c)	3/7/13	
261	Pineville, City of	SX21013151	\$2,233,485	\$467,817 (c)	4/4/13; 8/4/16	
262	Regional Water Resource Agency	SX21059014	\$873,183	\$873,183 (c)	5/2/13	
263	Oldham Co Env Auth	SX21185052	\$6,650,000	\$6,500,000 (c)	5/2/13	
		SX21137001				
264	Lincoln County Sanitation District	SX21137017	\$7,924,293	\$4,365,793 (c)	6/19/13; 11/5/15	
Total			\$85,925,820	\$73,950,436		
PROJECTS APPROVED IN SFY 2014						
265	Frankfort, City of	SX21073059	\$4,905,000	\$4,905,000	10/3/13	
266	London, City of	SX21125001	\$4,391,702	\$4,371,452	10/3/13; 9/4/14	
267	Regional Water Resource Agency	SX21059044	\$353,918	\$353,918 (c)	3/6/14	
268	City of Vanceburg	SX21135009	\$665,000	\$665,000 (c)	4/3/14	
269	Lexington-Fayette Urban Co Govt	SX21067049	\$12,217,029	\$12,217,029	6/26/14	
Total			\$22,532,649	\$22,512,399		
PROJECTS APPROVED IN SFY 2015						
270	Catlettsburg, City of	SX21019075	\$3,805,000	\$2,955,000	9/4/14; 5/4/17	
271	Augusta Regional Sewer Auth, Inc.	SX21023010	\$700,000	\$600,000	9/4/14	(A1)
272	Owensboro, City of	SX21059047	\$3,770,838	\$3,770,838 (c)	10/2/14; 7/2/15	
273	Morganfield, City of	SX21225024	\$4,067,200	\$3,067,200 (c)	11/6/14; 8/4/16	
274	Lexington-Fayette Urban Co Govt	SX21067048	\$67,944,188	\$67,944,188	12/4/14; 4/9/18	
275	Frankfort, City of	SX21073038	\$3,881,000	\$3,731,000	12/4/14	
276	Harrodsburg, City of	SX21167014	\$1,420,000	\$1,420,000 (c)	12/4/14	
277	Hardinsburg, City of	SX21027021	\$1,277,999	\$1,277,999 (c)	2/5/15	
278	West Point, City of	SX21093024	\$507,500	\$249,999.89 (c)	2/5/15	
279	Barbourville, City of	SX21121133	\$1,856,109	\$1,856,109 (c)	4/2/15	
280	Harrodsburg, City of	SX21167003	\$21,400,000	\$10,000,000	4/2/15	
281	Harrodsburg, City of	SX21167013	\$615,149	\$615,149 (c)	4/2/15	
282	Mountain Water District	SX21195699	\$4,070,000	\$3,472,921	4/2/15; 10/27/16	
283	Nicholasville, City of	SX21113027	\$340,980	\$340,980	4/2/15	
284	Sanitation District #1	SX21117001	\$0	\$0	4/2/15	Request for funds withdrawn
285	Sanitation District #1	SX21117006	\$2,383,820	\$2,143,820 (c)	4/2/15	
286	Corbin, City of	SX21235117	\$9,691,600	\$8,684,115 (c)	5/7/15	
287	Frankfort, City of	SX21073063	\$0	\$0	5/7/15	Request for funds withdrawn
288	Frankfort, City of	SX21073066	\$1,570,000	\$1,570,000	5/7/15	
289	Frankfort, City of	SX21073067	\$2,950,000	\$1,500,000	5/7/15	
290	Frankfort, City of	SX21073062	\$1,630,000	\$1,320,000 (c)	5/7/15	
291	Glasgow, City of	SX21009018	\$5,298,000	\$5,298,000	5/7/15; 9/26/18	
292	Liberty, City of	SX21045002	\$5,660,000	\$4,660,000	5/7/15; 12/1/16	
293	Regional Water Resource Agency	SX21059033	\$7,282,500	\$8,007,500	6/4/15; 12/6/17	
294	Regional Water Resource Agency	SX21059045	\$1,425,000	\$1,425,000	6/4/15	
295	Regional Water Resource Agency	SX21059048	\$3,058,903	\$3,058,903 (c)	6/4/15; 2/2/17	
296	Fulton, City of	SX21075003	\$1,139,000	\$1,139,000 (c)	6/4/15	
297	Owingsville, City of	SX21011022	\$0	\$0	6/4/15	Request for funds withdrawn
Total			\$157,744,785	\$140,107,721		

		TOTAL PROJECT AMOUNT	KIA LOAN AMOUNT	DATE APPROVED	
PROJECTS APPROVED IN SFY 2016					
298 Eddyville, City of	SX21143007	\$1,484,500	\$1,398,134 (c)	7/2/15	
299 Brodhead, City of	SX21203316	\$1,081,730	\$1,081,730 (c)	8/6/15	
300 Hazard, City of	SX21193003	\$1,500,000	\$1,005,000 (c)	8/6/15; 8/4/16	
301 Harrison Co Sanitation District	SX21097015	\$2,567,885	\$1,567,885	9/3/15	
302 Elkhorn City, City of	SX21195018	\$3,429,811	\$597,939	9/3/15; 9/7/17	
303 Mercer County Sanitation District	SX21167021	\$848,000	\$701,694	11/5/15	
304 Prestonsburg, City of	SX21071210	\$2,033,200	\$2,033,200	11/5/15	
305 Prestonsburg, City of	SX21071231	\$2,163,000	\$2,163,000	11/5/15	
306 Prestonsburg, City of	SX21071235	\$1,952,900	\$1,952,900	11/5/15	
307 Harrodsburg, City of	SX21167022	\$1,569,300	\$1,566,370	12/3/15	
308 Morehead, City of	SX21205029	\$0	\$0	12/3/15	Request for funds withdrawn
309 Morehead, City of	SX21205036	\$1,800,000	\$1,800,000	12/3/15	
310 Southern Water & Sewer District	SX21071005	\$0	\$0	12/3/15	Request for funds withdrawn
311 Regional Water Resource Agency	SX21059027	\$226,765	\$226,765 (c)	2/4/16; 4/7/16	
312 Regional Water Resource Agency	SX21059039	\$0	\$0	2/4/16; 6/1/17	Changed to B loan B17-014
313 Regional Water Resource Agency	SX21059026	\$0	\$0	2/4/16; 6/1/17	Changed to B loan B17-015
314 Paducah McCracken County JSA	SX21145015	\$2,385,000	\$2,385,000	2/4/16	
315 Hopkinsville, City of	SX21047028	\$1,500,000	\$1,500,000	3/3/16	
316 Hawesville, City of	SX21091015	\$3,800,000	\$3,000,000	3/3/16	
317 New Haven, City of	SX21179017	\$591,000	\$251,000	3/3/16	
318 Prestonsburg, City of	SX21071007	\$600,000	\$600,000	3/3/16	
319 Elizabethtown, City of	SX21093028	\$9,609,570	\$9,609,570 (c)	3/3/16	
320 Salyersville, City of	SX21153003	\$370,484	\$370,484	4/7/16	
321 Hodgenville, City of	SX21123005	\$970,000	\$970,000	5/5/16	
322 Frankfort, City of	SX21073065	\$4,529,000	\$4,529,000	5/5/16	
323 Regional Water Resource Agency	SX21059052	\$200,000	\$200,000	5/5/16	
324 Butler, City of	SX21191007	\$1,080,574	\$1,080,574	6/2/16; 11/13/18	
325 Marion, City of	SX21055006	\$587,200	\$587,200	6/2/16	
326 Farmdale Sanitation District	SX21073082	\$321,753	\$321,753	6/2/16; 12/11/18	
Total		\$47,201,672	\$41,499,198		
PROJECTS APPROVED IN SFY 2017					
327 Mountain Water District	SX21195696	\$0	\$0	8/4/16	Request for funds withdrawn
328 Mountain Water District	SX21195025	\$299,398.88	\$299,399 (c)	8/4/16	
329 Lexington-Fayette Urban Co Govt	SX21067050	\$1,286,628	\$1,286,628 (c)	9/1/16	
330 Lexington-Fayette Urban Co Govt	SX21067002	\$0	\$0	9/1/16	Request for funds withdrawn
331 Winchester, City of	SX21049028	\$1,472,980	\$1,249,088 (c)	10/27/16	
332 Maysville, City of	SX21161025	\$4,000,000	\$4,000,000	10/27/16	
333 Jackson, City of	SX21025008	\$1,173,000	\$593,000	10/27/16	
334 Daviess County Fiscal Court	SX21059049	\$2,169,634	\$1,169,634	12/1/16	
335 Louisa, City of	SX21127030	\$5,375,000	\$356,060	12/1/16	(A1)
336 Frankfort, City of	SX21073073	\$2,041,000	\$2,041,000	2/2/17	
337 Frankfort, City of	SX21073071	\$1,853,750	\$1,853,750	2/2/17	
338 Frankfort, City of	SX21073078	\$1,954,500	\$1,954,500	2/2/17	
339 Frankfort, City of	SX21073074	\$1,202,660	\$1,202,660	2/2/17	
340 Frankfort, City of	SX21073075	\$2,175,965	\$2,175,965	2/2/17	
341 Frankfort, City of	SX21073068	\$1,600,000	\$1,600,000	2/2/17	
342 Oldham Co Env Authority	SX21185053	\$6,675,000	\$6,300,000	2/2/17	
343 Williamsburg, City of	SX21235004	\$2,516,489	\$2,456,489	2/2/17	
344 Stanton, City of	SX21197006	\$2,565,000	\$1,095,462	3/2/17	
345 Benton, City of	SX21157020	\$1,762,666	\$1,762,666 (c)	5/4/17	
346 Lexington-Fayette Urban Co Govt	SX21067057	\$9,969,585	\$9,969,585	5/4/17	
347 Paducah McCracken JSA	SX21145023	\$9,100,000	\$9,100,000	6/1/17	
Total		\$59,193,256	\$50,465,887		
PROJECTS APPROVED IN SFY 2018					
348 Augusta Regional Sewer Authority	SX21023005	\$12,397,000	\$5,697,000	10/5/17	
349 Regional Water Resource Agency	SX21059050	\$5,619,274	\$5,619,274	12/6/17	
350 Marshall County Fiscal Court	SX21157035	\$3,066,988	\$3,066,988	2/1/18	
351 Elkton, City of	SX21219014	\$500,000	\$500,000	2/1/18	(A1)
352 Oldham Co Env Authority	SX21185038	\$2,000,000	\$2,000,000	4/9/18	
353 La Grange Utilities Commission	SX21185059	\$3,121,200	\$3,121,200	4/9/18	
354 Pineville, City of	SX21013003	\$199,000	\$146,000	4/9/18	(A1)
355 Paducah, City of	SX21145012	\$6,002,667	\$4,610,667	4/9/18	
356 Paducah McCracken JSA	SX21035006	\$625,000	\$625,000	5/8/18	
357 Marion, City of	SX21055006	\$13,405,790	\$4,801,590	6/12/18	
358 Regional Water Resource Agency	SX21059054	\$2,047,000	\$2,047,000	6/12/18	
Total		\$48,983,919	\$32,234,719		

		TOTAL PROJECT AMOUNT	KIA LOAN AMOUNT	DATE APPROVED	
PROJECTS APPROVED IN SFY 2019					
359	Regional Water Resource Agency	SX21059027	\$4,595,262	\$4,180,262	7/10/18
360	Murray, City of	SX21035025	\$1,576,500	\$1,450,000	11/13/18
361	Louisville & Jefferson Co. MSD	SX21111007	\$4,445,000	\$3,870,000	12/11/18
362	Louisville & Jefferson Co. MSD	SX21111101	\$27,829,000	\$22,000,000	12/11/18
363	Corbin, City of	SX21121004	\$1,613,960	\$1,262,600	12/11/18
364	Western Mason Sanitation District	SX21161006	\$100,000	\$100,000	12/11/18
365	Lancaster, City of	SX21079019	\$324,000	\$324,000	1/8/19
366	<i>Burkesville, City of</i>	<i>SX21057002</i>	<i>\$251,000</i>	<i>\$251,000</i>	<i>2/7/19</i>
367	<i>Bardstown, City of</i>	<i>SX21179029</i>	<i>\$7,000,000</i>	<i>\$5,400,000</i>	<i>2/7/19</i>
368	<i>La Center, City of</i>	<i>SX21007019</i>	<i>\$2,050,049</i>	<i>\$1,050,049</i>	<i>2/7/19</i>
Total			\$49,784,771	\$39,887,911	
GRAND TOTALS - COMMITMENTS			\$1,871,268,766	\$1,475,394,587	

bold, italics - pending board approval

(c) - Final amounts; Loan has been closed

(s) - Amount represented in the assistance agreement

(A1) - Planning and Design Loan

(+)-Const Amt; AA amnt represents Const + Plan & Design

**KENTUCKY INFRASTRUCTURE AUTHORITY
FEDERALLY ASSISTED WASTEWATER REVOLVING LOAN FUND ---- (FUND A2)
AMERICAN RECOVERY AND REINVESTMENT ACT OF 2009**

AVAILABLE FUNDS FFY 2009:

FEDERAL ARRA GRANT FUNDS	\$49,878,100
ADMINISTRATION (4%)	(\$1,995,124)
Transferred from Admin to Construction	\$910,506
NET ARRA FUNDS	\$48,793,482

	TOTAL PROJECT AMOUNT	KIA AMOUNT	FIRST USE FUNDS	DATE APPROVED
PROJECTS APPROVED IN SFY 2009:				
1 Sanitation District #1	\$395,000	\$395,000 (c)	\$395,000	6/4/09
2 Sanitation District #1	\$1,755,545	\$1,371,545 (c)	\$1,371,545	6/4/09; 1/7/10; 1/25/10
3 Sanitation District #1	\$1,578,539	\$1,474,916 (c)	\$1,474,916	6/4/09
4 Sanitation District #1	\$834,241	\$834,241 (c)	\$834,241	6/4/09
5 Lexington Fayette Urban Co Govt	\$2,620,000	\$2,620,000 (c)	\$2,620,000	6/25/09
6 Lexington Fayette Urban Co Govt	\$537,000	\$237,000 (c)	\$237,000	6/25/09
7 Louisa, City of	\$1,150,000	\$1,139,716 (c)	\$1,139,716	6/25/09
8 Pineville, City of	\$2,193,000	\$2,193,000 (c)	\$2,193,000	6/25/09; 1/7/10
9 Shepherdsville, City of	\$8,500,000	\$3,000,000 (c)	\$3,000,000	6/25/09
TOTALS	\$19,563,325	\$13,265,418	\$13,265,418	
PROJECTS APPROVED IN SFY 2010:				
10 Calvert City, City of	\$1,083,128	\$986,831 (c)	\$986,831	7/9/09; 1/7/10
11 Princeton, City of	\$2,475,000	\$1,103,744 (c)	\$1,103,744	7/9/09; 2/4/10
12 Northern Madison Co Sanitation District	\$510,000	\$510,000 (c)	\$510,000	8/6/09
13 Kentucky Horse Park	\$1,950,000	\$950,000 (c)	\$950,000	8/6/09
14 Sanitation District #4 of Boyd County	\$475,000	\$400,000 (c)	\$400,000	8/6/09
15 Ashland, City of	\$250,252	\$246,646 (c)	\$246,646	8/20/09; 1/25/10
16 Covington, City of	\$1,200,000	\$1,197,390 (c)	\$1,197,390	8/20/09
17 Bowling Green, City of	\$134,996	\$134,996 (c)	\$134,996	8/20/09
18 Frankfort, City of	\$962,035	\$800,000 (c)	\$800,000	8/20/09
19 Wilder, City of	\$215,889	\$114,302 (c)	\$114,302	9/3/09; 1/25/10
20 Richmond, City of	\$125,000	\$125,000 (c)	\$125,000	9/3/09
21 Maysville, City of	\$2,000,000	\$500,000 (c)	\$500,000	9/3/09
22 Prestonsburg, City of	\$4,530,405	\$2,670,000 (c)	\$2,670,000	10/1/09
23 Kentucky Department of Parks	\$500,000	\$500,000 (c)	\$500,000	10/1/09
24 Kentucky Department of Parks	\$358,008	\$355,867 (c)	\$355,867	10/1/09; 1/25/10
25 Kentucky Department of Parks	\$1,457,402	\$1,331,773 (c)	\$1,331,773	10/1/09; 1/25/10
26 Morehead, City of	\$801,203	\$801,203 (c)	\$801,203	10/1/09
27 Morehead, City of	\$1,293,013	\$1,293,013 (c)	\$1,293,013	10/1/09
28 Winchester, City of	\$693,000	\$600,000 (c)	\$600,000	10/1/09
29 Russellville, City of	\$952,300	\$799,967 (c)	\$799,967	10/1/09
30 Kuttawa, City of	\$530,000	\$300,000 (c)	\$300,000	10/1/09
31 Paintsville, City of	\$1,400,000	\$1,150,000 (c)	\$1,150,000	10/1/09
32 Louisville & Jefferson Co. Metro. Sewer Dist.	\$17,500,000	\$5,000,000 (c)	\$5,000,000	10/1/09
33 Falmouth, City of	\$611,898	\$611,898 (c)	\$611,898	10/1/09; 11/12/09
34 Calvert City, City of	\$850,000	\$816,069 (c)	\$816,069	10/1/09; 12/16/09
35 Sacramento, City of	\$750,000	\$749,991 (c)	\$749,991	10/1/09
36 Grant Co. Sanitary Sewer Dist.	\$2,114,713	\$433,176 (c)	\$433,176	10/1/09; 3/1/12
37 Mayfield, City of	\$975,000	\$975,000 (c)	\$975,000	10/1/09
38 Warsaw, City of	\$3,927,907	\$2,146,907 (c)	\$2,146,907	11/12/09; 2/4/10; 5/9/12
39 Madisonville, City of	\$3,800,000	\$3,800,000 (c)	\$3,800,000	11/12/09
40 Meade Co Riverport Authority	\$482,642	\$482,642 (c)	\$482,642	12/3/09; 1/25/10
41 Troublesome Creek Env Authority	\$3,425,000	\$1,500,000 (c)	\$1,500,000	12/3/09
42 Ohio Co Regional Waste Water District	\$465,303	\$465,303 (c)	\$465,303	12/3/09; 1/25/10; 2/17/11
43 Mountain Water District	\$750,000	\$749,903 (c)	\$749,903	12/3/09; 2/4/10
44 West Libery, City of	\$3,937,950	\$926,445 (c)	\$926,445	5/5/11; revised from base fdg
TOTALS	\$63,487,044	\$35,528,064	\$35,528,064	
GRAND TOTALS - COMMITMENTS	\$83,050,369	\$48,793,482	\$48,793,482	
BALANCE AVAILABLE FOR LOAN			\$0	

bold, italics - pending board approval

(c) - Final amounts; Loan has been closed

(s) - Amount represented in the assistance agreement

KENTUCKY INFRASTRUCTURE AUTHORITY							
INFRASTRUCTURE REVOLVING LOAN FUND ----- (FUND B)							
TOTAL AUTHORIZATIONS FYS 1989-90:				\$20,000,000			
TOTAL AUTHORIZATIONS FYS 1991-92:				\$14,000,000			
TOTAL AUTHORIZATIONS FYS 1993-94:				\$15,000,000			
TOTAL DEAUTHORIZATION FYS 1995-96:				(\$3,504,592)			
TOTAL 1989-2014:				<u>\$45,495,408</u>			
Revolving Available to Loan/Grant Before Current Meeting				<u>\$0</u>			

		TOTAL INFRASTRUCTURE AMOUNT	KIA Grnt/Prin Forg AMOUNT	KIA Loan AMOUNT	GENERATED PRIVATE INVESTMENT	JOBS CREATED	DATE APPROVED	COMMENTS
PROJECTS APPROVED IN FY 1998:								
*	42	PRESTONSBURG, CITY OF	\$4,392,500	\$600,000 (c)	\$0	77	2-26-98	\$50M inc. app. 2-5-99
*	43	PAINTSVILLE, CITY OF	\$8,070,950	\$1,772,800 (c)	\$0	400	2-26-98	(REAP. 12-10-99)
TOTALS		\$12,463,450		\$2,372,800	\$0	477		
PROJECTS APPROVED IN FY 1999:								
*	44	HARDINSBURG, CITY OF	\$5,239,680	\$131,231 (c)	\$0	14	7-13-98	
*	45	PRESTONSBURG, CITY OF	\$1,591,200	\$795,600 (c)		400	4-27-99	
TOTALS		\$6,830,880		\$926,831	\$0	414		
PROJECTS APPROVED IN FY 2000:								
*	46	GALLATIN CO WATER DISTRICT	\$1,100,000	\$744,796 (c)	\$95,000,000	130	09/01/1999; AMD 4/4/00	
*	47	CARROLTON, CITY OF (CELOTEX)	\$184,300	\$112,200 (c)	\$75,000,000	122	12/10/1999; AMD 9/1/01	
TOTALS		\$1,284,300		\$856,996	\$170,000,000	122		
PROJECTS APPROVED IN FY2005:								
*	48	UNION COUNTY FISCAL COURT	\$1,550,000	\$0	\$0	NA	11/04/2004	commitment expired
*	40	OWENTON, CITY OF	\$736,890	\$0	\$0	NA	11/04/2004	commitment expired
*	41	HART CO FISCAL COURT	\$3,192,000	\$2,170,999 (c)	\$0	NA	03/03/2005	
*	42	BOONE COUNTY WATER DISTRICT	\$3,548,148	\$2,506,118 (c)	\$0	NA	6/2/05; 7/1/10	assumed from Boone Co FC
TOTALS		\$9,027,038		\$4,677,117	\$0			
PROJECTS APPROVED IN FY2006:								
*	43	GRAVES CO WATER DISTRICT	\$596,776	\$596,776 (c)	\$0	NA	1/2005; 7/26/06; 10/2/08	Assumed from Fancy Farm WD
*	44	GRAVES CO WATER DISTRICT	\$152,176	\$152,176 (c)	\$0	NA	9/1/2005; 10/2/08	Assumed from Fancy Farm WD
*	45	WESTERN MASON SANITATION DIST	\$4,644,000	\$560,272 (c)	\$0	NA	12/01/2005	
*	46	BONNIEVILLE, CITY OF	\$3,160,000	\$0	\$0	NA	12/01/2005	commitment expired
*	47	Elkton, City of	\$808,000	\$808,000 (c)	\$0	NA	03/02/2006	
*	48	MT VERNON, CITY OF	\$2,055,000	\$945,000 (c)	\$0	NA	05/04/2006	
TOTALS		\$11,415,953		\$3,062,225	\$0			
PROJECTS APPROVED IN FY2007:								
*	49	GUTHRIE, CITY OF	\$0	\$0	\$0	NA	08/03/2006	Withdrawn
*	50	OWINGSVILLE, CITY OF	\$4,367,250	\$797,250 (c)	\$0	NA	006;10/01/2009	338,997 In; 50,000 grant
*	51	JAMESTOWN, CITY OF	\$13,065,000	\$3,588,700 (c)	\$0	NA	12/07/2006	3,038,700 In; 550,000 grant
*	52	CONNECTGRADD	\$2,400,000	\$837,856 (c)	\$0	NA	02/08/2007	broadband
*	53	ALBANY, CITY OF	\$7,366,000	\$749,947 (c)	\$0	NA	05/10/2007	EO 2007-298 GF
*	54	GRAVES CO WATER DISTRICT	\$849,154	\$849,154 (c)	\$0	NA	5/10/2007; 10/2/08	S Graves WD
TOTALS		\$28,047,403		\$6,822,906	\$0			
PROJECTS APPROVED IN FY2008:								
*	55	CAVELAND ENVIRONMENTAL	\$2,910,000	\$125,000 (c)	\$0	NA	09/06/2007	sewer
*	56	HOPKINSVILLE ELECT & EN NET	\$3,000,000	\$3,000,000 (c)	\$0	NA	10/04/2007	fiber optic communications
*	57	MARION CO WATER DISTRICT	\$750,000	\$340,000 (c)	\$0	NA	10/04/2007	water
*	58	WILLIAMSBURG, CITY OF	\$3,237,440	\$400,000 (c)	\$0	NA	10/04/2007	water
*	59	LOGAN TODD REG WAT COMM	\$1,500,000	\$400,000 (c)	\$0	NA	11/01/2007	water
*	60	BURGIN, CITY OF	\$50,000	\$50,000 (c)	\$0	NA	11/01/2007	water
	61	PRESTONSBURG, CITY OF	\$2,700,000	\$2,700,000	\$0	NA	12/06/2007	purchase Auxier Water
	62	GLASGOW, CITY OF	\$1,200,000	\$1,200,000 (c)	\$0	NA	2/7/2008; 10/9/08	broadband
	63	LANCASTER, CITY OF	\$690,000	\$490,000 (c)	\$0	NA	03/06/2008	sewer
	64	WHITLEY CO WATER DISTRICT	\$2,708,000	\$932,800 (c)	\$0	NA	3/6/08; 7/27/11	water
	65	HINDMAN, CITY OF	\$500,000	\$500,000 (c)	\$0	NA	04/03/2008	water
	66	WALTON, CITY OF	\$4,000,000	\$1,000,000 (c)	\$0	NA	06/05/2008	sewer
TOTALS		\$23,245,440		\$11,137,800	\$0			
PROJECTS APPROVED IN FY2009:								
	67	CARROLLTON, CITY OF	\$2,949,731	\$867,091 (c)	\$0	NA	8/7/08; 12/8/11	sewer
	68	LOUISA, CITY OF	\$1,075,000	\$972,330 (c)	\$0	NA	08/07/2008	sewer
	69	PRESTONSBURG, CITY OF	\$841,000	\$841,000 (c)	\$0	NA	10/02/2008	water meters
	70	LEBANON, CITY OF	\$1,119,707	\$582,883 (c)	\$0	NA	12/04/2008	water
	71	MuniNet	\$2,500,000	\$2,500,000 (c)	\$0	NA	06/25/09; 4/7/11	broadband; assumed from Murray
	72	PINEVILLE, CITY OF	\$0	\$0	\$0	NA	06/25/2009	sewer - withdrawn 9/24/09
TOTALS		\$8,485,438		\$5,763,304	\$0			
PROJECTS APPROVED IN FY2010:								
	73	Prestonsburg, City of	\$2,670,000	\$0	\$0	NA	10/01/2009	sewer
	74	Falmouth, City of	\$564,835	\$564,835 (c)	\$0	NA	10/01/2009	sewer
	75	Bullitt Co Sanitation District	\$500,000	\$500,000 (c)	\$0	NA	02/04/2010	sewer
	76	Hart Co Industrial Authority	\$2,300,000	\$999,811 (c)	\$3,000,000	40	02/04/2010	sewer
	77	Marshall Co. Fiscal Court	\$1,075,000	\$800,000	\$275,000 (c)	\$0	6/3/10;12/6/12	80% grant/ 20% loan
TOTALS		\$7,109,835	\$800,000	\$2,339,646	\$3,000,000	40		

	TOTAL INFRASTRUCTURE AMOUNT	KIA Grnt/Prin Forg AMOUNT	KIA Loan AMOUNT	GENERATED PRIVATE INVESTMENT	JOB CREATED	DATE APPROVED	COMMENTS
PROJECTS APPROVED IN FY2011:							
78	Bullitt Co Sanitation District	\$500,000	\$0	\$500,000 (c)	\$0 NA	08/05/2010	sewer
79	Greenville, City of	\$1,226,500	\$0	\$1,226,500 (c)	\$0 NA	10/14/10; 10/25/13	sewer
80	Marion, City of	\$2,100,000	\$0	\$1,175,526 (c)	\$0 NA	10/14/2010	water
81	Princeton, City of	\$430,645	\$0	\$401,674 (c)	\$0 NA	10/14/10; 7/1/11	sewer
82	Bracken Co Water District	\$475,000	\$380,000	\$95,000 (c)	\$0 NA	12/09/2010	water
83	Caneyville, City of	\$445,000	\$0	\$110,000 (c)	\$0 NA	12/09/2010	sewer
84	Crab Orchard, City of	\$1,660,000	\$400,000	\$409,999 (c)	\$0 NA	12/09/2010	water
85	Flatwoods, City of	\$887,500	\$514,800	\$128,700 (c)	\$0 NA	2/3/2011; 8/2/12	
86	Graves County Water District	\$1,111,266	\$220,000	\$780,000 (c)	\$0 NA	02/03/2011	
87	Mt. Washington, City of	\$700,000	\$560,000	\$140,000 (c)	\$0 NA	02/03/2011	
88	White Plains, City of	\$657,000	\$525,600	\$131,400 (c)	\$0 NA	02/03/2011	
89	Beattyville, City of	\$675,000	\$140,000	\$35,000 (c)	\$0 NA	03/03/2011	water
90	Elkton, City of	\$141,700	\$0	\$136,761 (c)	\$0 NA	03/03/2011	water
91	Nicholas County Sanitation District	\$2,641,000	\$0	\$550,000 (c)	\$0 NA	03/03/2011	sewer
92	North McLean Co WD	\$737,871	\$200,000	\$50,000 (c)	\$0 NA	03/03/2011	water
93	MuniNet	\$2,031,370	\$0	\$2,031,370 (c)	\$0 NA	04/07/2011	broadband
TOTALS	\$16,419,852	\$2,940,400	\$7,901,930	\$0	0		
PROJECTS APPROVED IN FY2012:							
94	Crittenden-Livingston Water District	\$300,000	\$0	\$300,000 (c)	\$0 NA	08/04/2011	water
95	Lewisburg, City of	\$0	\$0	\$0	\$0 NA	03/01/2012	water - withdrawn 12/2/13
96	Olive Hill, City of	\$505,000	\$0	\$505,000 (c)	\$0 NA	03/01/2012	water
97	Mount Olivet, City of	\$1,100,000	\$0	\$350,000 (c)	\$0 NA	04/12/2012	water
98	Nebo Water District	\$92,000	\$0	\$92,000 (c)	\$0 NA	06/07/2012	water - WX21107002
TOTALS	\$1,997,000	\$0	\$1,247,000	\$0	0		
PROJECTS APPROVED IN FY2013:							
99	East Pendleton Water District	\$160,000	\$0	\$160,000 (c)	\$0 NA	08/02/2012	water WX21191002
100	Marion County Water District	\$548,180	\$0	\$548,180 (c)	\$0 NA	08/02/2012	water - WX21155031
101	Symsonia Water District	\$924,016	\$0	\$327,103 (c)	\$0 NA	8/2/12; 12/4/14	water - WX21083055
102	Scottsville, City of	\$716,000	\$0	\$261,068 (c)	\$0 NA	08/02/2012	sewer - SX21003032
103	South Shore, City of	\$2,082,411	\$0	\$1,882,411 (c)	\$0 NA	8/2/12; 4/2/15	purchase water system; WX21089067
104	City of Elkton	\$346,243	\$0	\$346,243 (c)	\$0 NA	3/7/13; 10/25/13	water - WX21219030
105	Bullitt Co Sanitation District	\$89,217	\$84,756	\$4,461 (c)	\$0 NA	03/07/2013	sewer - SX21029031
106	Pineville, City of	\$1,380,000	\$0	\$1,380,000 (c)	\$0 NA	04/04/2013	water - WX21013926
107	Green River Valley Water District	\$1,287,000	\$0	\$1,287,000 (c)	\$0 NA	4/4/13; 6/4/15	water - WX21099037
108	Burkesville, City of	\$1,500,000	\$0	\$500,000 (c)	\$0 NA	05/02/2013	sewer - SX21057003
109	Scottsville, City of	\$2,093,465	\$0	\$1,138,509 (c)	\$0 NA	05/02/2013	sewer - SX21003027
TOTALS	\$11,126,532	\$84,756	\$7,834,975	\$0	0		
PROJECTS APPROVED IN FY2014:							
110	Paradise Park Reg Industrial Dev Auth	\$853,585	\$0	\$339,409 (c)	\$0 NA	09/05/2013	water - WX21177029
111	US 60 Water District	\$1,605,810	\$0	\$1,300,000 (c)	\$0 NA	09/05/2013	water - WX21211033
112	Greensburg, City of	\$83,813	\$0	\$83,813	\$0 NA	02/06/2014	water - WX21087018
113	Edmonton, City of	\$174,907	\$0	\$174,907 (c)	\$0 NA	02/06/2014	water - WX21169031
114	Dawson Springs, City of	\$450,000	\$0	\$284,361 (c)	\$0 NA	03/06/2014	water - WX21107035
115	Wickliffe, City of	\$150,000	\$0	\$150,000	\$0 NA	03/06/2014	water - WX21007006
116	Lebanon Junction, City of	\$296,058	\$0	\$296,058 (c)	\$0 NA	4/3/14; 9/3/15	sewer - SX21029032
117	Grand Rivers, City of	\$263,000	\$0	\$263,000 (c)	\$0 NA	04/03/2014	water - WX21139017
118	Mount Olivet, City of	\$0	\$0	\$0	\$0 NA	04/03/2014	sewer - SX21201007 - withdrawn 2014
119	Hickman, City of	\$0	\$0	\$0	\$0 NA	04/03/2014	water - WX21075017 - withdrawn 8/20/14
120	London, City of	\$1,100,300	\$0	\$1,100,300 (c)	\$0 NA	05/01/2014	sewer - SX21125004
121	Greenup Joint Sewer Agency	\$2,000,000	\$0	\$2,000,000	\$0 NA	06/26/2014	sewer - SX21089072
122	Greensburg, City of	\$0	\$0	\$0	\$0 NA	06/26/2014	water - WX21087008 - withdrawn 2/20/14
TOTALS	\$6,977,473	\$0	\$5,991,849	\$0	0		
PROJECTS APPROVED IN FY2015:							
123	Hustonsville, City of	\$544,451	\$0	\$544,451 (c)	\$0 NA	9/4/14; 10/1/15	water - WX21137046
124	Bracken Co Water District	\$358,000	\$0	\$358,000 (c)	\$0 NA	12/04/2014	water - WX21023045
125	Northern Kentucky Water District	\$1,727,112	\$0	\$1,392,195 (c)	\$0 NA	02/05/2015	water - WX21117002
126	Cattlettsburg, City of	\$270,000	\$0	\$270,000 (c)	\$0 NA	02/05/2015	sewer - SX21019076
127	Barbourville, City of	\$0	\$0	\$0	\$0 NA	04/02/2015	water - WX21121007 - withdrawn 4/13/16
128	US 60 Water District	\$2,326,000	\$0	\$1,721,905 (c)	\$0 NA	06/04/2015	water - WX21211033
129	McLean County Regional Water Commissic	\$10,992,089	\$0	\$2,500,936	\$0 NA	06/04/2015	water - WX21149042
TOTALS	\$16,217,652	\$0	\$6,787,487	\$0	0		
PROJECTS APPROVED IN FY2016:							
130	Bullitt County Sanitation District	\$175,000	\$0	\$87,430 (c)	\$0 NA	07/02/2015	sewer - SX21029030
131	Muhlenberg County Water District #3	\$391,000	\$0	\$250,000	\$0 NA	07/02/2015	water - WX21177038
132	Jeffersonville, City of	\$307,160	\$0	\$307,160 (c)	\$0 NA	08/06/2015	water - WX21173112
133	Pineville, City of	\$280,791	\$0	\$280,791 (c)	\$0 NA	08/06/2015	sewer - SX21013004
134	Martin, City of	\$0	\$0	\$0 (c)	\$0 NA	09/03/2015	sewer - SX21071008 - rescinded 2/27/17
135	Perry County Fiscal Court	\$350,000	\$50,000	\$300,000 (c)	\$0 NA	11/05/2015	water - WX21193029
136	Reid Village Water District	\$350,000	\$0	\$350,000 (c)	\$0 NA	02/04/2016	water - WX21173139
137	Morganfield, City of	\$260,000	\$0	\$260,000	\$0 NA	05/05/2016	sewer - SX21225006
138	Lewisport, City of	\$267,500	\$0	\$267,500 (c)	\$0 NA	6/2/16; 2/2/17	water - WX21091098
139	Elkhorn City, City of	\$402,060	\$0	\$402,060 (c)	\$0 NA	06/02/2016	sewer - SX21195018
140	Lancaster, City of	\$204,890	\$0	\$204,890 (c)	\$0 NA	06/02/2016	sewer - SX21079017
TOTALS	\$2,988,401	\$50,000	\$2,709,831	\$0	0		

		TOTAL INFRASTRUCTURE AMOUNT	KIA Grnt/Prin Forg AMOUNT	KIA Loan AMOUNT	GENERATED PRIVATE INVESTMENT	JOBS CREATED	DATE APPROVED	COMMENTS
<u>PROJECTS APPROVED IN FY2017:</u>								
141	Hustonville, City of	\$75,639	\$0	\$75,639	(c)	\$0	NA	08/04/2016 water - WX21137050
142	Lawrenceburg, City of	\$1,985,000	\$0	\$1,200,000		\$0	NA	08/04/2016 sewer - SX21005006
143	Calvert City, City of	\$576,113	\$0	\$463,537	(c)	\$0	NA	09/01/2016 water - WX21157017
144	Northeast Woodford County Water District	\$400,000	\$0	\$400,000		\$0	NA	10/27/2016 water - WX21239032
145	New Castle, City of	\$890,000	\$0	\$428,913.77	(c)	\$0	NA	12/01/2016 sewer/water - SX21103012/WX21103059
146	Bardstown, City of	\$1,220,499	\$0	\$1,220,499	(c)	\$0	NA	12/1/16; 5/4/17 water - WX21179030
147	Bowling Green, City of	\$2,000,000	\$0	\$2,000,000		\$0	NA	12/01/2016 water - WX21227076
148	South Hopkins Water District	\$765,000	\$0	\$765,000		\$0	NA	03/02/2017 water - WX21107052
149	Bardstown, City of	\$1,129,000	\$0	\$1,129,000		\$0	NA	5/4/17; 3/1/18 water - WX21179031
150	Mayfield, City of	\$849,000	\$0	\$849,000		\$0	NA	06/01/2017 sewer/water - SX21083058/WX21083041
151	Regional Water Resource Agency	\$500,000	\$0	\$500,000		\$0	NA	06/01/2017 sewer - SX21059039
152	Regional Water Resource Agency	\$485,000	\$0	\$485,000		\$0	NA	06/01/2017 sewer - SX21059026
TOTALS		\$10,875,251	\$0	\$9,516,589		\$0	0	
<u>PROJECTS APPROVED IN FY2018:</u>								
153	Guthrie, City of	\$1,163,825	\$0	\$1,163,825		\$0	NA	10/05/2017 sewer/water - SX21219022/WX21219008
154	Elkhorn Water District	\$880,000	\$0	\$850,000		\$0	NA	10/05/2017 water - WX21073021
155	Lewisburg, City of	\$250,000	\$0	\$250,000		\$0	NA	12/06/2017 sewer - SX21141014
156	Albany, City of	\$515,000	\$0	\$53,000	(c)	\$0	NA	02/01/2018 water - WX21053014
157	Flemingsburg, City of	\$416,820	\$0	\$132,046		\$0	NA	02/01/2018 sewer - SX21069019
158	Kentucky Dept of Parks - Taylorsville Lake	\$856,000	\$0	\$796,000		\$0	NA	02/01/2018 sewer - SX21215005
159	Cannonsburg Water District	\$85,000	\$0	\$85,000		\$0	NA	06/12/2018 water - WX21089035
160	Hopkinsville Electrict System	\$4,300,000	\$0	\$2,500,000		\$0	NA	06/12/2018 broadband
161	Marion County Water District	\$950,000	\$0	\$950,000		\$0	NA	06/12/2018 water - WX21155022
TOTALS		\$9,416,645	\$0	\$6,779,871	\$0	\$0	0	
<u>PROJECTS APPROVED IN FY2019:</u>								
162	Calvert City, City of	\$610,800	\$0	\$542,900		\$0	NA	09/26/2018 water - WX21035006
163	Mount Washington, City of	\$1,599,630	\$0	\$1,599,630		\$0	NA	09/26/2018 water - WX21029293
164	Murray, City of	\$4,592,253	\$0	\$1,500,000		\$0	NA	11/13/2018 water - WX21035037
165	Laurel County Water District #2	\$1,775,000	\$0	\$445,000		\$0	NA	11/13/2018 water - WX21125020
166	Warren County Water District	\$3,056,000	\$0	\$2,000,000		\$0	NA	12/11/2018 sewer - SX21227082
TOTALS		\$11,633,683	\$0	\$6,087,530	\$0	\$0	0	
GRAND TOTALS		\$286,141,913	\$3,875,156	\$146,506,350		\$1,566,812,723	13,536	

bold, italics - pending board approval
 * Bonds have not been sold for these projects
 + Projects were funded under the master note
 (c) - Final amounts; Loan has been closed
 (s) - Amount represented in the assistance agreement

TOTAL AUTHORIZATION FYS 1991-94	\$6,000,000	
TOTAL DEAUTHORIZATION FYS 95-96	(\$78,822)	
TOTAL AUTHORIZATION FYS 1997-98	\$0	
TOTAL AUTHORIZATION FYS 1998-2000	\$13,000,000	(rlf)
TOTAL AUTHORIZATION FYS 2001-2002	\$3,925,000	(rlf)
	<u><u>\$22,846,178</u></u>	

**KENTUCKY INFRASTRUCTURE AUTHORITY
WATER RESOURCES GRANT----- (FUND B1)**

TOTAL INFRASTRUCTURE AMOUNT	KIA AMOUNT	DATE APPROVED	COMMENTS
--	-----------------------	--------------------------	-----------------

PROJECTS APPROVED JULY 1, 1991 THROUGH JUNE 30, 1992:

1 ELKHORN WATER DISTRICT	\$383,000	\$151,233	(c)	9-16-91	
2 BEAVER-ELKHORN WATER DISTRICT (PH II)	\$2,262,200	\$1,383,547	(c)	9-16-91	(REAP. 5-5-93)
3 BEAVER-ELKHORN WATER DISTRICT (PH III)	\$3,386,325	\$616,453	(c)	9-16-91	(REAP. 5-5-93)
4 WACO WATER DISTRICT	\$304,525	\$300,000	(c)	9-16-91	
5 NORTH MERCER WATER DISTRICT	\$1,833,000	\$500,000	(c)	9-16-91	
6 WEBSTER COUNTY WATER DISTRICT	\$2,269,500	\$1,500,000	(c)	9-16-91	
7 ANDERSON COUNTY	\$361,638	\$270,000	(c)	9-16-91	
8 GEORGETOWN, CITY OF	\$3,474,350	\$400,000	(c)	9-16-91	
9 LYNCH, CITY OF	\$502,500	\$499,945	(c)	9-16-91	
TOTALS	<u><u>\$14,777,038</u></u>	<u><u>\$5,621,178</u></u>			

PROJECTS APPROVED JULY 1, 1992 THROUGH JUNE 30, 1994:

10 DAVIESS COUNTY FISCAL COURT	\$300,000	\$300,000	(c)	11-12-92	(AMD. 9-29-93)
(East Daviess County Water Association)					
TOTALS	<u><u>\$300,000</u></u>	<u><u>\$300,000</u></u>			

PROJECTS PER SPECIAL PROVISIONS DURING 1998 GENERAL SESSION

11 MEADE COUNTY FISCAL COURT	\$4,204,225	\$2,500,000		12/18/1998	
12 CITY OF RICHMOND	\$8,400,000	\$4,000,000		09/01/1998	
13 CITY OF MIDWAY	\$4,760,971	\$3,500,000		06/06/2000	
14 CITY OF HINDMAN	\$3,000,000	\$3,000,000		07/28/1999	
TOTALS	<u><u>\$20,365,196</u></u>	<u><u>\$13,000,000</u></u>	(rlf)		

PROJECTS APPROVED JULY 1, 1998 THROUGH JUNE 30, 1999:

15 WATER RESOURCE DEV COMMISSION	\$1,053,000	753,000	(rlf)	4-27-99	
TOTALS	<u><u>\$1,053,000</u></u>	<u><u>753,000</u></u>			

PROJECTS PER SPECIAL PROVISIONS DURING 2000 GENERAL SESSION

16 HORTON CAMP INF AT GREEN RIVER ST PARK	650,000.00	650,000.00		06/06/2000	
17 FLEMING CO WATER COMM	75,000.00	75,000.00		02/01/2001 (AA date)	
18 FLEMING CO '201' SEWER PLANNING	50,000.00	50,000.00		10/01/2001 (AA date)	
19 CITY OF WURLAND	25,000.00	25,000.00		10/01/2001 (AA date)	
20 SPURLOCK & LITTLE MUD CREEK	300,000.00	300,000.00		08/17/2001 (AA date)	
21 PIKE COUNTY - TAYLOR FORK	50,000.00	50,000.00		08/06/2001 (AA date)	
22 SOUTHERN MADISON WATER DISTRICT	200,000.00	200,000.00		03/01/2001 (AA date)	
23 HENDERSON CO WATER DISTRICT	500,000.00	500,000.00		08/20/2001 (AA date)	
24 LEWIS CO WATER & SEWER	500,000.00	500,000.00		11/22/2000	
25 GREEN CO WATER & SEWER	500,000.00	500,000.00		08/06/2001 (AA date)	
26 LARUE COUNTY FISCAL COURT	750,000.00	750,000.00		08/06/2001 (AA date)	
27 CARROL COUNTY FISCAL COURT	250,000.00	250,000.00		08/01/2001 (AA date)	
28 CITY OF RACELAND	25,000.00	25,000.00		09/21/2001 (AA date)	
29 CITY OF WORTHINGTON	25,000.00	25,000.00		08/06/2001 (AA date)	
30 CITY OF FLATWOODS	25,000.00	25,000.00		10/01/2001 (AA date)	
TOTALS	<u><u>3,925,000.00</u></u>	<u><u>3,925,000.00</u></u>	(rlf)		

TOTAL INFRASTRUCTURE AMOUNT	KIA AMOUNT	DATE APPROVED	COMMENTS
-----------------------------------	---------------	------------------	----------

PROJECTS APPROVED JULY 1, 2001 THROUGH JUNE 30, 2002:

31	Columbia-Campbellsville	WX21001008	\$3,415,000	\$55,000	12/06/2001
32	Bath County Water District	WX21011002	\$2,253,000	\$1,150,000	12/06/2001
33	City of Paris	WX21017002	\$2,300,000	\$1,000,000	12/06/2001
34	City of Ashland	WX21019006	\$2,362,626	\$750,000	12/06/2001
35	Bracken County Water District	WX21023001	\$1,810,000	\$93,500	12/06/2001
36	City of Murray	WX21035005	\$1,126,000	\$0	12/06/2001
37	Center Ridge Water District	WX21035011	\$262,200	\$262,200	12/06/2001
38	West Carroll Water District	WX21041301	\$2,200,000	\$500,000	12/06/2001
39	Rattlesnake Ridge Water District	WX21043001	\$4,130,000	\$440,000	12/06/2001
40	Christian County Water District	WX21047011	\$2,200,000	\$1,000,000	12/06/2001
41	Owensboro Municipal Utilities	WX21059001	\$2,500,000	\$1,000,000	12/06/2001
42	Consumers Water District	WX21083002	\$1,117,868	\$1,000,000	12/06/2001
43	City of Caneyville	WX21085001	\$486,000	\$186,000	12/06/2001
44	Grayson County Water District	WX21085009	\$2,878,000	\$1,000,000	12/06/2001
45	City of Cumberland	WX21095662	\$1,600,000	\$400,000	12/06/2001
46	Henderson Water Utility	WX21101005	\$600,000	\$600,000	12/06/2001
47	Wood Creek water District	WX21125527	\$350,364	\$350,364	12/06/2001
48	Louisa Water District	WX21127001	\$5,570,570	\$1,000,000	12/06/2001
49	Electric Plant Board of the City of Vanceburg	WX21135001	\$4,077,000	\$977,000	12/06/2001
50	City of Sacramento	WX21149002	\$150,000	\$150,000	12/06/2001
51	Western Lewis Rectorville Water District	WX21161001	\$1,399,000	\$275,000	12/06/2001
52	Edmonton Water Works	WX21169001	\$2,222,782	\$595,782	12/06/2001
53	Tri-Village Water District	WX21187205	\$1,800,000	\$800,000	12/06/2001
54	City of Falmouth	WX21191311	\$1,000,000	\$300,000	12/06/2001
55	City of Hazard	WX21193009	\$5,500,000	\$250,000	12/06/2001
56	Buffalo Trail Water Association	WX21201005	\$1,500,000	\$750,000	12/06/2001
57	US 60 Water District	WX21211026	\$1,375,000	\$650,000	12/06/2001
58	Taylorville Water Works	WX21215087	\$3,500,000	\$430,400	12/06/2001
59	Campbellsville-Greensburg	WX21217004	\$3,181,900	\$0	12/06/2001
60	Cadiz-Trigg County Regional Water Commissio	WX21221002	\$14,000,000	\$70,000	12/06/2001
61	City of Midway	WX21239003	\$766,000	\$150,000	12/06/2001
62	City of Booneville	WX21189002	\$687,000	\$130,000	06/06/2002
TOTALS			\$78,320,310	\$16,315,246 (rlf)	

PROJECTS APPROVED JULY 1, 2006 THROUGH JUNE 30, 2007:

63	Knott Co Water & Sewer	\$500,000	\$500,000	10/05/2006
64	Bath Co WD	\$514,340	\$250,000	12/07/2006
65	Western Pulaski Co Water District	\$620,000	\$620,000	5/10/07; 6/21/07
66	City of Harlan	\$200,000	\$200,000	06/21/2007

PROJECTS APPROVED IN FY2008:

67	City of Arlington	\$190,750	\$190,750	07/19/2007
68	City of Elkton	\$200,000	\$200,000	07/19/2007
69	City of Georgetown	\$80,000	\$80,000	07/19/2007
70	Morehead Utility Plant Board	\$373,900	\$373,900	07/19/2007
TOTALS		\$844,650	\$844,650	

GRAND TOTALS	\$121,419,534	\$41,484,424
---------------------	----------------------	---------------------

bold, italics - pending board approval

(s) - Amount represented in the assistance agreement

(c) - Grant has been closed.

(rlf) - To be funded out of the revolving loan funds

<p align="center">KENTUCKY INFRASTRUCTURE AUTHORITY WATER RESOURCES LOAN ----- (FUND B2) GATEWAY, BIG SANDY, KENTUCKY RIVER AND CUMBERLAND VALLEY DEVELOPMENT DISTRICTS</p>
--

TOTAL AUTHORIZATION FYS 1991-94	\$30,000,000
TOTAL DEAUTHORIZATION FYS 1995-96	(\$1,716,586)
TOTAL AUTHORIZATION FYS 1997-98	\$0
TOTAL AUTHORIZATION FYS 1998-99	\$0
TOTAL 1991 - 1998	<u>\$28,283,414</u>

TOTAL INFRASTRUCTURE AMOUNT	KIA AMOUNT	INTEREST RATE	AREA DEVELOPMENT DISTRICT	DATE APPROVED	COMMENTS
--	-----------------------	--------------------------	--	--------------------------	-----------------

PROJECTS APPROVED JULY 1, 1991 THROUGH JUNE 30, 1992:

1	MOUNTAIN WATER DISTRICT (Indian Creek)	\$2,712,760	\$337,760	(c)	3.0%	BIG SANDY	07-24-91	
2	MARTIN COUNTY WATER DISTRICT NO. 2	\$2,481,566	\$1,329,826	(c)	3.0%	BIG SANDY	09-16-91	(REAP. 5-5-93)
3	HYDEN / LESLIE CO. WATER DISTRICT	\$2,196,941	\$1,965,619	(c)	3.0%	KY. RIVER	09-16-91	
4	SOUTHERN WATER & SEWER (Phase I)	\$1,045,700	\$514,888	(c)	3.0%	BIG SANDY	09-16-91	(REAP. 1-29-93), Assumed from Beaver Elkhorn 12-21-00
5	SOUTHERN WATER & SEWER (Phase II)	\$2,262,200	\$847,982	(c)	3.0%	BIG SANDY	09-16-91	(REAP. 5-5-93), Assumed from Beaver Elkhorn 12-21-00
6	SOUTHERN WATER & SEWER (Phase III)	\$3,386,325	\$2,831,354	(c)	3.0%	BIG SANDY	09-16-91	(REAP. 5-5-93 & 2-2-95), Assumed from Beaver Elkhorn 12-21-00
7	MANCHESTER, CITY OF	\$1,766,705	\$970,439	(c)	2.9%	CUMB. VALLEY	11-01-91	
8	MOREHEAD, CITY OF	\$449,442	\$359,646	(c)	2.9%	GATEWAY	11-01-91	
9	MOUNTAIN WATER DISTRICT (Multi-Area)	\$5,165,093	\$5,165,093	(c)	2.9%	BIG SANDY	11-01-91	
10	PIKEVILLE, CITY OF	\$903,718	\$897,868	(c)	2.9%	BIG SANDY	11-01-91	
11	PINEVILLE, CITY OF	\$829,099	\$829,099	(c)	2.9%	CUMB. VALLEY	11-01-91	
12	BARBOURVILLE, CITY OF	\$4,500,000	\$1,924,831	(c)	2.9%	CUMB. VALLEY	11-01-91	
13	CORBIN, CITY OF	\$1,449,838	\$833,000	(c)	2.9%	CUMB. VALLEY	12-04-91	
14	PRESTONSBURG, CITY OF	\$2,173,278	\$1,960,288	(c)	2.9%	BIG SANDY	12-04-91	
15	HARLAN, CITY OF	\$1,434,170	\$1,434,170	(c)	2.9%	CUMB. VALLEY	12-04-91	
16	WHITESBURG, CITY OF	\$1,332,179	\$932,179	(c)	2.7%	KY. RIVER	05-13-92	
17	CLAY COUNTY FISCAL COURT (North Manchester Water Association)	\$2,805,321	\$2,621,001	(c)	2.95%	CUMB. VALLEY	05-13-92	
18	ROCKCASTLE COUNTY FISCAL COURT (Western Rockcastle Water Association)	\$778,500	\$364,572	(c)	2.95%	CUMB. VALLEY	05-13-92	
TOTALS		<u>\$37,672,835</u>	<u>\$26,119,616</u>					

PROJECTS APPROVED JULY 1, 1992 THROUGH JUNE 30, 1993:

19	JACKSON COUNTY FISCAL COURT (Jackson County Water Association)	\$1,858,645	\$1,792,633	(c)	2.45%	KY. RIVER	11-12-92	
TOTALS		<u>\$1,858,645</u>	<u>\$1,792,633</u>					

PROJECTS APPROVED JULY 1, 1993 THROUGH JUNE 30, 1994:

20	LAUREL COUNTY WATER DISTRICT NO. 2	\$1,324,000	\$450,000	(c)	1.6%	CUMB. VALLEY	5-11-94	(REAP. 12-5-95)
TOTALS		<u>\$1,324,000</u>	<u>\$450,000</u>					
GRAND TOTALS		<u>\$40,855,480</u>	<u>\$28,362,249</u>					

(s) - Amount represented in the assistance agreement.
(c) - Final Amount; Loan has been closed.

KENTUCKY INFRASTRUCTURE AUTHORITY GOVERNMENTAL AGENCIES PROGRAM ----- (FUND C)

	TOTAL PROJECT AMOUNT	KIA AMOUNT	DATE APPROVED	COMMENTS
Fd C Available to Loan/Grant Before Current Meeting		\$481,575		
ORIGINAL KENTUCKY POLLUTION ABATEMENT AUTHORITY LOANS (42)				
REFINANCED BY THE KENTUCKY INFRASTRUCTURE AUTHORITY (1989)		\$32,025,000		
<u>PROJECTS APPROVED IN FY 1989:</u>				
1 CAMPBELLSVILLE, CITY OF	\$3,450,000	\$2,500,000	(c)	
2 CARLISLE, CITY OF	\$3,958,731	\$1,764,950	(c)	
3 CRITTENDEN, CITY OF	\$1,725,300	\$913,800	(c)	
4 EDMONTON, CITY OF	\$740,728	\$505,728	(c)	
5 FULTON, CITY OF	\$1,200,000	\$380,000	(c)	
6 INEZ, CITY OF	\$5,692,657	\$825,477	(c)	
7 PADUCAH-MCCRACKEN JOINT SEWER COM	\$1,844,500	\$1,844,500	(c)	ASSUMED FROM CITY OF PADUCAH
8 RUSSELL, CITY OF	\$2,851,000	\$2,851,000	(c)	
9 STANFORD, CITY OF	\$1,782,000	\$590,000	(c)	
10 TOMPKINSVILLE, CITY OF	\$720,000	\$445,000	(c)	
11 WEST LIBERTY, CITY OF	\$3,086,995	\$1,805,854	(c)	
12 HARDIN COUNTY WATER DISTRICT #2	\$3,597,502	\$932,502	(c)	
13 PADUCAH-MCCRACKEN JOINT SEWER COM	\$1,528,626	\$1,528,626	(c)	ASSUMED FROM MCCRACKEN CO SEWER
14 PADUCAH-MCCRACKEN JOINT SEWER COM	\$2,099,125	\$2,099,125	(c)	ASSUMED FROM MCCRACKEN CO SEWER
15 OLDHAM COUNTY WATER DISTRICT	\$1,191,282	\$1,330,500	(c)	
16 LOUISVILLE WATER COMPANY	\$2,593,497	\$1,094,330	(c)	ASSUMED FROM KENTUCKY TURNPIKE WATER DISTRICT 3/7/02
TOTALS	\$38,061,943	\$21,411,392		
<u>PROJECTS APPROVED IN FY 1990:</u>				
17 BULLOCK-PEN WATER DISTRICT	\$779,649	\$399,049	(c)	08-07-89
18 BOYD COUNTY SANITATION DISTRICT #2	\$2,525,506	\$1,477,350	(c)	08-07-89 (AMD. 8-16-90 & 12-4-91)
19 FLEMINGSBURG, CITY OF	\$1,218,286	\$1,066,000	(c)	08-07-89
20 FRANKLIN, CITY OF	\$695,690	\$687,204	(c)	05-03-89 (AMD. 8-7-89)
21 PINEVILLE, CITY OF	\$3,099,590	\$308,767	(c)	09-27-89
22 EDMONSON COUNTY WATER DISTRICT	\$860,117	\$507,767	(c)	12-13-89
23 HENDERSON COUNTY WATER DISTRICT #4	\$581,609	\$550,000	(c)	12-13-89 (AMD. 6-20-91)
24 EAST LOGAN COUNTY WATER DISTRICT	\$1,253,120	\$514,303	(c)	12-13-89
25 MCKEE, CITY OF	\$562,789	\$185,289	(c)	04-25-90
TOTALS	\$11,576,356	\$5,695,729		
<u>PROJECTS APPROVED IN FY 1991:</u>				
26 U.S. 60 WATER DISTRICT	\$391,065	\$202,400	(c)	08-16-90
27 EDMONTON, CITY OF	\$727,621	\$502,621	(c)	08-16-90
28 MUNFORDVILLE, CITY OF	\$107,320	\$100,850	(c)	09-26-90
29 LEXINGTON-SOUTH ELKHORN WATER DIST	\$1,750,000	\$1,712,000	(c)	03-28-91
30 PADUCAH-MCCRACKEN JOINT SEWER COM	\$583,445	\$450,884	(c)	03-28-91 ASSUMED FROM REIDLAND WSD
31 SOUTH GRAVES COUNTY WATER DISTRICT	\$728,605	\$728,605	(c)	06-20-91 (REAP. 12-17-92)(AMD. 11-10-97)(AMD 8-7-03)
32 TRIMBLE COUNTY WATER DISTRICT	\$342,103	\$328,603	(c)	06-20-91 (REAP. 9-16-91)
33 HENDERSON COUNTY WATER DISTRICT #2	\$633,013	\$325,000	(c)	06-20-91
TOTALS	\$5,263,172	\$4,350,963		
<u>PROJECTS APPROVED IN FY 1992:</u>				
34 TOMPKINSVILLE, CITY OF	\$648,200	\$306,200	(c)	07-24-91
35 WALTON, CITY OF	\$140,577	\$140,577	(c)	07-24-91
36 WILMORE, CITY OF	\$745,155	\$228,355	(c)	09-16-91
37 EDMONSON COUNTY WATER DISTRICT	\$197,959	\$92,747	(c)	09-16-91
38 PADUCAH WATER WORKS	\$596,100	\$556,100	(c)	11/1/91;6/7/12 (assumed from Hendron Water District 6/7/12)
39 BULLOCK-PEN WATER DISTRICT	\$1,067,019	\$518,169	(c)	11-01-91
40 U.S. 60 WATER DISTRICT	\$494,603	\$459,905	(c)	12-04-91
41 FULTON, CITY OF	\$409,587	\$384,508	(c)	05-13-92
42 BULLOCK-PEN WATER DISTRICT	\$62,111	\$29,254	(c)	05-13-92
TOTALS	\$4,361,311	\$2,715,815		
<u>PROJECTS APPROVED IN FY 1993:</u>				
43 GEORGETOWN, CITY OF	\$554,870	\$162,870	(c)	11-12-92 (AMD. 6-29-94)(Assumed from Stamping Ground 3/2/06)
44 PIKEVILLE, CITY OF	\$1,317,639	\$419,771	(c)	11-12-92
45 NORTH MARSHALL COUNTY WATER DISTRICT	\$1,414,199	\$1,414,199	(c)	12-17-92
46 TAYLORSVILLE, CITY OF	\$188,000	\$188,000	(c)	03-03-93
47 WURLAND, CITY OF	\$336,885	\$264,145	(c)	05-05-93
TOTALS	\$3,811,593	\$2,448,985		

		TOTAL PROJECT AMOUNT	KIA AMOUNT		DATE APPROVED	COMMENTS
<u>PROJECTS APPROVED IN FY 1994:</u>						
48	WHITESBURG, CITY OF	\$1,701,993	\$381,855	(c)	09-29-93	
49	JONATHAN CREEK WATER DISTRICT	\$2,768,000	\$2,302,500	(c)	09-29-93	(AMD 9/7/03)
50	NORTHERN ROCKCASTLE COUNTY WATER	\$455,226	\$265,226	(c)	09-29-93	
51	Shelbyville, City of	\$2,100,000	\$697,263	(c)	05-11-94	Assumed from Shelby Co SD #1
52	LAUREL COUNTY WATER DISTRICT #2	\$1,324,000	\$900,950	(c)	05-11-94	(AMD. 12-5-95)
	TOTALS	\$8,349,219	\$4,547,794			
<u>PROJECTS APPROVED IN FY 1995:</u>						
53	CARLISLE, CITY OF	\$715,000	\$425,895	(c)	11-29-94	
**	54 HENRY COUNTY WATER DISTRICT #2	\$8,426,000	\$5,026,000	(s)(n)	03-31-95	(AMD. 12-5-95)
55	MCLEAN CO REGIONAL WTR COMMISSION	\$506,100	\$453,299		5-30-95; 2-4-16	Assumed from City of Calhoun
	TOTALS	\$9,647,100	\$5,905,194			
<u>PROJECTS APPROVED IN FY 1996:</u>						
56	OLDHAM COUNTY WATER DISTRICT	\$1,174,500	\$1,062,256	(c)	2-26-95	
57	HOPKINSVILLE, CITY OF	\$1,156,400	\$912,970	(c)	12-4-96; 4-7-11	assumed from Oak Grove
	TOTALS	\$2,330,900	\$1,975,226			
<u>PROJECTS APPROVED IN FY 1997:</u>						
58	EAST PENDLETON WATER DISTRICT	\$202,004	\$219,856	(c)	6-19-97	
	TOTALS	\$202,004	\$219,856			
<u>PROJECTS APPROVED IN FY 1998:</u>						
	TOTALS	\$0	\$0			
<u>PROJECTS APPROVED IN FY 1999:</u>						
59	LOUISA, CITY OF	\$387,500	\$442,857	(c)	7/13/98	(AMD 9-1-99)
*	60 WEBSTER COUNTY WATER DISTRICT	\$6,165,911	\$4,000,000	(c)	9/1/98	
61	MEADE COUNTY WATER DISTRICT	\$4,204,225	\$407,608	(c)	12/18/98	
	TOTALS	\$10,757,636	\$4,850,465			
<u>PROJECTS APPROVED IN FY 2001:</u>						
62	BARLOW, CITY OF	\$416,000	\$237,714	(c)	3/1/01	
	TOTALS	\$416,000	\$237,714			
<u>PROJECTS APPROVED IN FY 2002:</u>						
63	OLDHAM COUNTY WATER DISTRICT	\$7,043,642	\$5,560,339	(c)	7/12/01	
	TOTALS	\$7,043,642	\$5,560,339			
<u>PROJECTS APPROVED IN FY 2003:</u>						
*	64 MCCREARY COUNTY FISCAL COURT	7,996,000	1,474,999	(c)	09/05/2002	
*	65 NICHOLASVILLE, CITY OF	4,310,000	4,160,000	(c)	10/03/2002	
66	SOUTHERN WATER & SEWER	6,874,900	0		01/09/2003	Withdrawn - Replaced with Coal Sev
67	MEADE COUNTY WATER DISTRICT	919,760	0		06/05/2003	Withdrawn - Replaced with Fd F loan
	TOTAL	\$7,996,000	\$5,634,999			
<u>PROJECTS APPROVED IN FY 2004:</u>						
68	KNOTT CO WATER & SEWER DISTRICT	\$2,628,821	\$640,367		08/07/2003	
*	69 CAWOOD WATER DISTRICT	\$2,020,000	\$500,000		12/04/2003	
*	70 BLACK MTN UTILITIES DISTRICT	\$2,295,000	\$250,000	(c)	01/08/2004	
	TOTAL	\$6,943,821	\$1,390,367			
<u>PROJECTS APPROVED IN FY 2005:</u>						
*	71 NORTONVILLE, CITY OF	\$5,300,000	\$2,768,556	(c)	09/02/2004	
*	72 JOHNSON CO FISCAL COURT	\$1,317,000	\$0		12/09/2004	Withdrawn
*	73 PEAKS MILL WATER DISTRICT	\$1,626,900	\$946,900	(c)	05/05/2005	
	TOTAL	\$8,243,900	\$3,715,456			
<u>PROJECTS APPROVED IN FY 2007:</u>						
*	74 MAYFIELD, CITY OF	\$393,250	\$389,255	(c)	05/10/2007	broadband
	TOTAL	\$393,250	\$389,255			

		TOTAL PROJECT AMOUNT	KIA AMOUNT		DATE APPROVED	COMMENTS
<u>PROJECTS APPROVED IN FY 2008:</u>						
*	75	SOUTHEAST DAVIESS CO WD	\$1,219,995	\$796,140	(c)	11/01/2007 water
*	76	WEST DAVIESS CO WD	\$1,378,708	\$948,348	(c)	11/01/2007 water
*	77	NORTHERN KY WATER DISTRICT	\$6,000,000	\$6,000,000	(c)	06/05/2008 water
TOTAL		\$8,598,703	\$7,744,488			
<u>PROJECTS APPROVED IN FY 2009:</u>						
*	78	UNION, CITY OF	\$1,147,500	\$248,294	(c)	10/02/2008 sewer
TOTAL		\$1,147,500	\$248,294			
<u>PROJECTS APPROVED IN FY 2010:</u>						
*	79	BARDSTOWN, CITY OF	\$1,800,000	\$1,800,000	(c)	10/01/2009; 8/4/2011 industrial park transmission
*	80	BARDSTOWN, CITY OF	\$5,050,000	\$3,500,000	(c)	10/01/2009 water
TOTAL		\$6,850,000	\$5,300,000			
<u>PROJECTS APPROVED IN FY 2011:</u>						
*	81	Bracken Co Water District	\$621,000	\$621,000	(c)	03/03/2011 water main replacement
TOTAL		\$621,000	\$621,000			
<u>PROJECTS APPROVED IN FY 2012:</u>						
*	82	Warren Co Water District	\$1,114,400	\$823,900	(c)	10/06/2011 Buchanan Park Sewer Extension
*	83	Muninet Fiber Agency	\$3,687,038	\$3,687,038	(c)	2/2/12; 6/12/18 Cable Build Project #2
*	84	Worthington, City of	\$554,126	\$554,126	(c)	04/12/2012 Filters Upgrade
TOTAL		\$5,355,564	\$5,065,064			
<u>PROJECTS APPROVED IN FY 2014:</u>						
*	85	Bowling Green, City of	\$1,190,489	\$1,190,489	(c)	02/06/2014 WX21227077 - Reservoir Hill Piping Renovation Project
*	86	Glasgow, City of	\$3,364,860	\$3,000,000	(c)	06/26/2014 SX21009017 - New sewer basin
TOTAL		\$4,555,349	\$4,190,489			
<u>PROJECTS APPROVED IN FY 2015:</u>						
*	87	Northern Madison Co SD	\$1,500,000	\$1,200,000	(c)	10/02/2014 SX21151036 - Muddy Creek Waste Water Treatment Plant
*	88	Richmond, City of	\$963,970	\$963,970	(c)	11/06/2014 WX21151058 - Raw Water Intake Electric Relocation
*	89	Warren County Water District	\$1,760,700	\$1,090,050	(c)	02/15/2015 SX21227047 - Alvaton Area Sewer Extension
TOTAL		\$4,224,670	\$3,254,020			
<u>PROJECTS APPROVED IN FY 2016:</u>						
*	90	Mayfield, City of	\$1,410,530	\$1,410,530		04/07/2016 WX21083029 - Pinelake, 12th Street and Fuller Tank Rehabilitation
TOTAL		\$1,410,530	\$1,410,530			
<u>PROJECTS APPROVED IN FY 2017:</u>						
*	91	Mount Washington, City of	\$3,437,500	\$3,437,500		09/01/2016 WX21029290 - New Water Tower at Armstrong Lane
*	92	Bowling Green, City of	\$4,800,000	\$4,800,000		12/01/2016 WX21227076 - Water Treatment Plant Alternate Disinfection Process
*	93	Worthington, City of	\$300,000	\$300,000		02/02/2017 SX21089114 - Rehabilitation of Collection and Transmission Systems
TOTAL		\$8,537,500	\$8,537,500			
<u>PROJECTS APPROVED IN FY 2018:</u>						
*	94	Bowling Green, City of	\$46,540,000	\$4,540,000	7/6/17; 8/2/18	WX21227087 - Eng Fees for Wtr Treatment Plant Expansion
*	95	Bowling Green, City of	\$988,979	\$988,979	12/06/2017	N/A - Refinance of F00-01
*	96	Bowling Green, City of	\$2,284,113	\$2,284,113	12/06/2017	N/A - Refinance of F02-08
*	97	Carroll County Water District	\$800,281	\$800,281	12/06/2017	N/A - Refinance of F03-02
*	98	Ashland, City of	\$1,784,102	\$1,784,102	12/06/2017	N/A - Refinance of F03-01
*	99	Eddyville, City of	\$738,605	\$738,605	12/06/2017	N/A - Refinance of F03-04
*	100	Hopkinsville Electric System	\$4,300,000	\$1,800,000	06/12/2018	Broadband
TOTAL		\$57,436,080	\$12,936,081			

			TOTAL PROJECT AMOUNT	KIA AMOUNT	DATE APPROVED	COMMENTS
<u>PROJECTS APPROVED IN FY 2019:</u>						
*	101	Lebanon, City of	\$50,000	\$50,000	07/10/2018	Surplus Property Equipment
*	102	Warren County Water District	\$2,176,573	\$2,000,000	12/11/2018	WX21227053 - New water storage tank
TOTAL			\$2,226,573	\$2,050,000		
KIA TOTALS			\$226,361,317	\$122,407,014		
GRAND TOTALS (including KPAA)				\$154,432,014		

bold, italics - pending board approval

* Bonds have not been sold for these projects.

** Withdrew from bond sale.

(s) - Amount represented in the assistance agreement.

(c) - Final Amount. Includes capitalized interest and Note Program costs.

(n) - Participating in BAN's

KENTUCKY INFRASTRUCTURE AUTHORITY			
SAFE DRINKING WATER STATE REVOLVING FUND CFDA #66.468 ---- (FUND F)			
AVAILABLE FUNDS FY 1997:		AVAILABLE FUNDS FY 2009:	
FEDERAL TITLE VI GRANT FUNDS	\$12,558,800	FEDERAL TITLE VI GRANT FUNDS	\$8,543,000
BOND PROCEEDS (20%)	\$2,511,760	BOND PROCEEDS (20%)	\$1,708,600
ADMINISTRATION (4%)	(\$502,352)	ADMINISTRATION (4%)	(\$85,430)
OTHER SET ASIDES (As Amended)	(\$1,928,773)	OTHER SET ASIDES	(\$2,281,788)
NET 97 SRF FUNDS	\$12,639,435	NET 09 SRF FUNDS	\$7,884,382
AVAILABLE FUNDS FY 1998:		AVAILABLE FUNDS FY 2010:	
FEDERAL TITLE VI GRANT FUNDS	\$10,851,600	FEDERAL TITLE VI GRANT FUNDS	\$19,592,000
BOND PROCEEDS (20%)	\$2,170,320	BOND PROCEEDS (20%)	\$3,918,400
ADMINISTRATION (4%)	(\$434,064)	ADMINISTRATION (4%)	(\$783,680)
OTHER SET ASIDES	(\$1,085,160)	OTHER SET ASIDES	(\$4,564,936)
NET 98 SRF FUNDS	\$11,502,696	NET 10 SRF FUNDS	\$18,161,784
AVAILABLE FUNDS FY 1999:		AVAILABLE FUNDS FY 2011:	
FEDERAL TITLE VI GRANT FUNDS	\$11,373,500	FEDERAL TITLE VI GRANT FUNDS	\$13,595,000
BOND PROCEEDS (20%)	\$2,274,700	BOND PROCEEDS (20%)	\$2,675,800
ADMINISTRATION (4%)	(\$454,940)	ADMINISTRATION (4%)	(\$535,160)
OTHER SET ASIDES	(\$808,335)	OTHER SET ASIDES	(\$3,210,960)
LAND ACQUISITION SET ASIDE	\$357,500	NET 11 SRF FUNDS	\$12,524,680
NET 98 SRF FUNDS	\$12,742,425		
AVAILABLE FUNDS FY 2000:		AVAILABLE FUNDS FY 2012:	
FEDERAL TITLE VI GRANT FUNDS	\$11,820,400	FEDERAL TITLE VI GRANT FUNDS	\$12,956,000
BOND PROCEEDS (20%)	\$2,364,080	BOND PROCEEDS (20%)	\$2,591,200
ADMINISTRATION (4%)	(\$472,816)	ADMINISTRATION (4%)	(\$388,680)
OTHER SET ASIDES	(\$1,296,086)	OTHER SET ASIDES	(\$3,362,082)
LAND ACQUISITION SET ASIDE	\$0	NET 12 SRF FUNDS	\$11,796,438
NET 00 SRF FUNDS	\$12,415,578		
AVAILABLE FUNDS FY 2001:		AVAILABLE FUNDS FY 2013:	
FEDERAL TITLE VI GRANT FUNDS	\$11,869,300	FEDERAL TITLE VI GRANT FUNDS	\$12,156,000
BOND PROCEEDS (20%)	\$2,373,860	BOND PROCEEDS (20%)	\$2,431,200
ADMINISTRATION (4%)	(\$474,772)	ADMINISTRATION (4%)	(\$364,680)
OTHER SET ASIDES	(\$1,913,832)	OTHER SET ASIDES	(\$2,911,362)
LAND ACQUISITION SET ASIDE	\$252,130	NET 13 SRF FUNDS	\$11,311,158
NET 01 SRF FUNDS	\$12,106,686		
AVAILABLE FUNDS FY 2002:		AVAILABLE FUNDS FY 2014:	
FEDERAL TITLE VI GRANT FUNDS	\$9,805,100	FEDERAL TITLE VI GRANT FUNDS	\$13,770,000
BOND PROCEEDS (20%)	\$1,961,020	BOND PROCEEDS (20%)	\$2,754,000
ADMINISTRATION (4%)	(\$392,204)	ADMINISTRATION (4%)	(\$413,100)
OTHER SET ASIDES	(\$1,372,714)	OTHER SET ASIDES	(\$3,717,900)
NET 02 SRF FUNDS	\$10,001,202	NET 14 SRF FUNDS	\$12,393,000
AVAILABLE FUNDS FY 2003:		AVAILABLE FUNDS FY 2015:	
FEDERAL TITLE VI GRANT FUNDS	\$9,746,200	FEDERAL TITLE VI GRANT FUNDS	\$13,680,000
BOND PROCEEDS (20%)	\$1,949,240	BOND PROCEEDS (20%)	\$2,736,000
ADMINISTRATION (4%)	(\$389,848)	ADMINISTRATION (4%)	(\$547,200)
OTHER SET ASIDES	(\$1,383,960)	OTHER SET ASIDES	(\$3,693,600)
NET 03 SRF FUNDS	\$9,921,632	NET 15 SRF FUNDS	\$12,175,200
AVAILABLE FUNDS FY 2004:		AVAILABLE FUNDS FY 2016:	
FEDERAL TITLE VI GRANT FUNDS	\$10,110,200	FEDERAL TITLE VI GRANT FUNDS	\$12,941,000
BOND PROCEEDS (20%)	\$2,022,040	BOND PROCEEDS (20%)	\$2,588,200
ADMINISTRATION (4%)	(\$404,408)	ADMINISTRATION (4%)	(\$517,640)
OTHER SET ASIDES	(\$1,668,183)	OTHER SET ASIDES	(\$3,623,480)
NET 04 SRF FUNDS	\$10,059,649	NET 16 SRF FUNDS	\$11,388,080
AVAILABLE FUNDS FY 2005:		AVAILABLE FUNDS FY 2017:	
FEDERAL TITLE VI GRANT FUNDS	\$10,088,800	FEDERAL TITLE VI GRANT FUNDS	\$12,830,000
BOND PROCEEDS (20%)	\$2,017,760	BOND PROCEEDS (20%)	\$2,566,000
ADMINISTRATION (4%)	(\$403,552)	ADMINISTRATION (4%)	(\$513,200)
OTHER SET ASIDES	(\$1,715,096)	OTHER SET ASIDES	(\$3,592,400)
NET 05 SRF FUNDS	\$9,987,912	NET 17 SRF FUNDS	\$11,290,400
AVAILABLE FUNDS FY 2006:		AVAILABLE FUNDS FY 2018:	
FEDERAL TITLE VI GRANT FUNDS	\$8,630,300	FEDERAL TITLE VI GRANT FUNDS	\$18,303,000
BOND PROCEEDS (20%)	\$1,726,060	BOND PROCEEDS (20%)	\$3,660,600
ADMINISTRATION (4%)	(\$345,212)	ADMINISTRATION (4%)	(\$732,120)
OTHER SET ASIDES	(\$1,855,515)	OTHER SET ASIDES	(\$5,124,840)
NET 06 SRF FUNDS	\$8,155,633	NET 18 SRF FUNDS	\$16,106,640
AVAILABLE FUNDS FY 2007:		AVAILABLE FUNDS FY 2019:	
FEDERAL TITLE VI GRANT FUNDS	\$8,630,000	FEDERAL TITLE VI GRANT FUNDS	
BOND PROCEEDS (20%)	\$1,726,000	BOND PROCEEDS (20%)	
ADMINISTRATION (4%)	(\$345,200)	ADMINISTRATION (4%)	
OTHER SET ASIDES	(\$1,596,550)	OTHER SET ASIDES	
NET 07 SRF FUNDS	\$8,414,250	NET 19 SRF FUNDS	\$0

AVAILABLE FUNDS FY 2008:

FEDERAL TITLE VI GRANT FUNDS	\$8,543,000
BOND PROCEEDS (20%)	\$1,708,600
ADMINISTRATION (4%)	(\$341,720)
OTHER SET ASIDES	(\$1,836,745)
NET 08 SRF FUNDS	<u>\$8,073,135</u>

ACCUMULATED SRF FUNDS\$251,051,995**CURRENT REVOLV/SURPL FUND BAL**\$ 82,540,765**LEVERAGE FUND BALANCE**\$0

	TOTAL PROJECT AMOUNT	KIA LOAN AMOUNT		DATE APPROVED	COMMENTS
<u>PROJECTS APPROVED IN FY 2000</u>					
1 HICKMAN, CITY OF	\$52,500	\$31,500 (s)		12/10/1999	F1
2 BOWLING GREEN, CITY OF	\$3,441,785	\$3,049,314 (c)		04/04/00	
3 PROVIDENCE, CITY OF	\$130,880	\$58,440 (c)		04/04/00	F1
4 GRAYSON, CITY OF	\$170,000	\$88,000 (c)		04/04/00	F1
TOTALS	<u>\$3,795,165</u>	<u>\$3,227,254</u>			
<u>PROJECTS APPROVED IN FY2001</u>					
5 PRINCETON, CITY OF	\$3,858,000	\$1,500,000 (c)		07/18/2000	
6 HARDINSBURG, CITY OF	\$2,096,910	\$500,000 (c)		07/18/2000	
7 PROVIDENCE, CITY OF	\$3,442,422	\$2,383,982 (c)		9/29/00	
8 SPRINGFIELD, CITY OF	\$5,791,000	\$610,000 (c)		8/29/00	
9 MOREHEAD, CITY OF	\$13,325,000	\$5,500,000 (c)		9/29/00; Amd 5/16/01; Amd 5/1/03	Combined from 2 proj.
10 HICKMAN, CITY OF	\$1,642,623	\$869,023 (c)		9/29/00	
11 GREATER FLEMING CO REG WAT COM	\$357,500	\$357,500 (c)		12/21/00; 2/1/05	Land Acq Set Aside
12 ASHLAND, CITY OF	\$2,512,626	\$2,190,384 (c)		3/1/01	
13 GRAYSON COUNTY WATER DISTRICT	\$4,400,000	\$3,930,850 (c)		4/5/01	
14 PINEVILLE, CITY OF	\$173,222	\$173,222 (c)		5/3/01	
TOTALS	<u>\$37,599,303</u>	<u>\$18,014,961</u>			
<u>PROJECTS APPROVED IN FY2002</u>					
15 LOGAN/TODD REG WAT COM	\$7,773,200	\$6,442,400 (c)		07/12/01	
16 CRITTENDEN/LIVINGSTON CO WD	\$1,500,000	\$1,451,881 (c)		07/12/01	
17 BULLOCK PEN WATER DISTRICT	\$408,088	\$350,367 (c)		10/4/01	
18 MOUNTAIN WATER DISTRICT	\$5,369,590	\$1,197,072 (c)		10/4/01	
19 GRAYSON, CITY OF	\$5,896,855	\$2,808,855 (c)		11/1/01; 12/12/02 Exec Com	
20 LOGAN/TODD REG WAT COM	\$27,369,858	\$4,000,000 (c)		2/7/02	
21 NORTH LOGAN WATER DIST	\$800,000	\$447,000 (c)		3/7/02	
22 TAYLORSVILLE, CITY OF	\$2,800,000	\$1,241,766 (c)		5/2/02	
23 HOPKINSVILLE, CITY OF	\$1,513,593	\$1,513,593 (c)		6/6/02	
24 LOUISA, CITY OF	\$6,736,238	\$3,645,811 (c)		6/6/02	
25 BOONEVILLE, CITY OF	\$687,000	\$554,103 (c)		6/6/02	
TOTALS	<u>\$60,854,422</u>	<u>\$23,652,849</u>			
<u>PROJECTS APPROVED IN FY2003</u>					
26 MADISON CO UTILITY DISTRICT	\$3,560,000	\$3,299,999 (c)		7/11/02; 1/1/05	
27 BOWLING GREEN MUNICIPAL UTILITIES	\$12,244,000	\$3,980,000 (c)		9/25/02	
28 GREATER FLEMING REG WAT COMM	\$252,130	\$252,130 (c)		10/3/02	Land Acq Set Aside
29 BRACKEN CO WATER DISTRICT	\$928,000	\$928,000 (c)		10/3/02	
30 BULLOCK PEN WATER DISTRICT	\$1,229,000	\$1,210,604 (c)		12/12/02 Exec Com	
31 CITY OF ASHLAND	\$14,459,550	\$4,000,000 (c)		6/5/03	
TOTALS	<u>\$32,672,680</u>	<u>\$13,670,733</u>			
<u>PROJECTS APPROVED IN FY2004</u>					
32 CARROLL CO WATER DISTRICT	\$1,956,156	\$1,908,662 (c)		9/4/03	
33 PAINTSVILLE, CITY OF	\$1,056,500	\$500,000 (c)		9/4/03	F1
34 EDDYVILLE, CITY OF	\$3,768,000	\$1,563,625 (c)		11/6/03	
35 HARLAN, CITY OF	\$5,020,000	\$1,597,552 (c)		11/6/03	
36 GREATER FLEMING REG WAT COM	\$13,059,330	\$4,000,000 (c)		12/4/03; 1/8/04	
37 MEADE COUNTY WATER DISTRICT	\$919,760	\$394,760 (c)		12/4/03	
38 HENDERSON WATER UTILITY	\$1,541,362	\$0		2/12/04	withdrawn
TOTALS	<u>\$27,321,108</u>	<u>\$9,964,599</u>			
<u>PROJECTS APPROVED IN FY2005</u>					
39 MCCREARY CO WATER DISTRICT	\$4,206,815	\$1,455,400 (c)		10/7/04	
40 MANCHESTER, CITY OF	\$359,500	\$359,500 (c)		3/3/05	F1
41 RICHMOND, CITY OF	\$14,690,222	\$8,000,000 (c)		5/5/05	
TOTALS	<u>\$19,256,537</u>	<u>\$9,814,900</u>			
<u>PROJECTS APPROVED IN FY 2006</u>					
42 HARDINSBURG, CITY OF	\$14,498,150	\$4,400,000 (c)		12/1/05; amd 8/1/07	
43 ADAIR CO WD DBA COLUMBIA/ADAIK UTIL DIST	\$14,000,000	\$4,520,000 (c)		6/1/06; 11/1/12	assumed from Columbia-Adiak Wat Com
44 HOPKINSVILLE, CITY OF	\$6,844,310	\$4,000,000 (c)		6/1/06	
TOTALS	<u>\$35,342,460</u>	<u>\$12,920,000</u>			
<u>PROJECTS APPROVED IN FY 2007</u>					
45 NORTHERN KY WATER DISTRICT	\$6,865,000	\$4,000,000 (c)		10/5/06	
46 ADAIR CO WATER DISTRICT	\$3,302,000	\$1,000,000 (c)		6/21/07	
47 JESSAMINE SOUTH ELKHORN WD	\$1,750,000	\$1,746,043 (c)		6/21/07	
TOTALS	<u>\$11,917,000</u>	<u>\$6,746,043</u>			

		TOTAL PROJECT AMOUNT	KIA LOAN AMOUNT	DATE APPROVED	COMMENTS
<u>PROJECTS APPROVED FY 2008</u>					
48	LETCHER CO WAT & SEW DISTRICT	\$1,193,000	\$781,000 (c)	10/4/07	
49	RICHMOND, CITY OF	\$7,108,951	\$4,000,000 (c)	10/4/07	
50	MADISON CO UTILITY DIST	\$1,284,510	\$1,105,016 (c)	11/1/07; 10/9/08	
52	NICHOLASVILLE, CITY OF	\$13,090,400	\$8,800,000 (c)	11/1/07; 4/1/09	
53	BULLOCK PEN WATER DISTRICT	\$2,320,700	\$2,192,700 (c)	12/6/07	
54	HARDINSBURG, CITY OF	\$4,165,000	\$1,999,250 (c)	12/6/07	
55	BEREA, CITY OF	\$9,739,630	\$5,000,000 (c)	2/7/08; inc 11/6/08	
56	FRANKFORT, CITY OF	\$6,841,000	\$6,743,307 (c)	2/7/08	
57	MANCHESTER, CITY OF	\$7,849,078	\$1,989,578 (c)	2/7/08; 2/5/09	
58	MEADE CO WATER DISTRICT	\$2,480,949	\$753,447 (c)	2/7/08	
59	WESTERN FLEMING WATER DISTRICT	\$2,568,000	\$2,518,000 (c)	2/7/08	
60	HOPKINSVILLE, CITY OF	\$14,000,000	\$8,800,000 (c)	3/6/08; 5/7/09; 12/1/11	
61	NORTHERN KY WATER DISTRICT	\$6,565,000	\$4,000,000 (c)	3/6/08	
62	OHIO CO WATER DISTRICT	\$19,698,500	\$4,146,831 (c)	3/6/08; 6/4/09	
63	CENTERTOWN, CITY OF	\$2,866,652	\$1,097,430	3/6/08; 6/25/09	
TOTALS		\$101,771,370	\$53,926,559		
<u>PROJECTS APPROVED FY2009</u>					
64	PAINTSVILLE, CITY OF	\$29,135,364	\$6,519,566 (c)	12/4/08	
TOTALS		\$29,135,364	\$6,519,566		
<u>PROJECTS APPROVED FY2010</u>					
65	PADUCAH, CITY OF	\$7,510,000	\$7,282,508 (c)	9/3/09	
66	HARDINBURG, CITY OF	\$4,700,500	\$3,250,606 (c)	11/12/09	
67	NORTHERN KY WATER DISTRICT	\$45,300,000	\$24,000,000 (c)	12/3/09; 12/9/10; 10/6/11	
68	ADAIR CO WD DBA COLUMBIA/ADAIR UTIL DIST	\$1,694,000	\$1,694,000 (c)	6/3/10; 11/1/12	assumed from Columbia-Adair Wat Com
TOTALS		\$59,204,500	\$36,227,115		
<u>PROJECTS APPROVED FY2011</u>					
69	Adair Co Water District	\$4,133,000	\$4,000,000 (c)	7/1/10	
70	Louisa, City of	\$1,690,629	\$1,690,629 (c)	7/1/10	
71	Madison County Utilities District	\$940,225	\$940,225 (c)	12/9/10	
72	Hardinsburg, City of	\$4,198,000	\$4,000,000 (c)	2/3/11; 6/24/14	Request for increase withdrawn
73	Williamstown, City of	\$2,250,000	\$1,786,300 (c)	3/3/11	
74	Bullock Pen Water District	\$1,876,300	\$1,796,300 (c)	4/7/11; 11/01/12	
75	Brandenburg, City of	\$0	\$0	4/7/11	Request for funds withdrawn
76	Barbourville, City of	\$6,000,000	\$4,000,000 (c)	5/5/11	
77	Barlow, City of	WX21007022 \$520,000	\$430,000 (c)	5/5/11; 3/7/13	
78	West Liberty, City of	WX21007020 \$3,050,300	\$2,148,488.70 (c)	5/5/11; revised for ARRA fdg	
TOTALS		\$24,658,454	\$20,791,942		
<u>PROJECTS APPROVED FY2012</u>					
79	Breathitt Co Water District	\$2,500,000	\$2,500,000 (c)	7/7/11	
80	Adair Co WD dba Columbia Adair Utilities	\$3,439,000	\$1,451,905 (c)	8/4/11	
81	Jessamine South Elkhorn WD	\$3,025,300	\$3,025,300 (c)	11/10/11	
82	Hodgenville, City of	\$772,443	\$772,443 (c)	11/10/11	
83	East Casey County WD	\$1,545,000	\$1,545,000 (c)	11/10/11	
84	Nicholasville, City of	\$0	\$0	11/10/11	rescinded
85	Harrodsburg, City of	WX21167013 \$518,000	\$518,000 (c)	12/8/11; 3/7/13	
86	Bowling Green Municipal Utilities	\$1,316,378	\$1,066,250 (c)	12/8/11	
87	Carrollton, City of	\$1,850,270	\$1,977,731 (c)	12/8/11	
88	Mount Vernon, City of	WX21203523 \$3,023,310	\$3,023,310 (c)	1/5/12; 10/2/14	
89	Lyon Co WD	\$2,000,000	\$2,000,000 (c)	1/5/12	
90	Campbellsville, City of	WX21217003 \$1,874,986	\$1,874,986 (c)	3/1/12	
91	Centertown, City of	WX21183030; WX21183031 \$922,850	\$922,850 (c)	3/1/12	
92	Sturgis, City of	WX21225034 \$2,505,989	\$2,505,989 (c)	3/1/12	
93	Hartford, City of	WX21183020 \$564,150	\$486,840 (c)	6/7/12	
TOTALS		\$25,857,675	\$23,670,604		

			TOTAL PROJECT AMOUNT	KIA LOAN AMOUNT	DATE APPROVED	COMMENTS
PROJECTS APPROVED IN FY 2013						
94	Adair Co WD dba Columbia Adair Uti	WX21001024	\$3,833,658	\$3,833,658 (c)	11/1/12	
95	Nicholasville, City of	WX21113042	\$983,400	\$488,400 (c)	12/6/12; 3/6/14; 9/3/15	
96	Nicholasville, City of	WX21113041	\$0	\$0	12/6/12; 3/6/14	Request for funds withdrawn
97	Danville, City of	WX21021017	\$28,608,171	\$12,467,849 (c)	2/7/13; 2/6/14; 6/26/14	
98	Madison Co Utility District	WX21151051	\$876,528	\$856,528 (c)	2/7/13	
99	Vanceburg, City of	WX21135017	\$849,878	\$849,878 (c)	2/7/13	
		WX21167022				
		WX21167026				
100	City of Harrodsburg	WX21167027	\$2,701,543	\$2,701,543 (c)	3/7/13; 6/26/14	
101	Frankfort Electric & Water Plant Boar	WX21073018	\$2,774,328	\$2,774,328 (c)	3/7/13	
102	Henry Co Water District #2	WX21103039	\$3,340,000	\$2,153,041 (c)	3/7/13	
103	Sebree, City of	WX21233108	\$1,835,738	\$815,475 (c)	4/4/13	
104	Carrollton, City of	WX21041001	\$1,757,706	\$1,657,988 (c)	5/2/13; 11/6/14	
105	Northern Ky Water District	WX21037003	\$9,824,000	\$8,000,000	5/2/13; 6/26/14	
106	Hopkinsville, City of	WX21047010	\$6,000,000	\$4,000,000	5/2/13	
107	Williamstown, City of	WX21081001	\$17,249,165	\$6,249,165 (c)	6/19/13; 5/1/14; 9/3/15	
TOTALS			\$80,634,115	\$46,847,854		
PROJECTS APPROVED IN FY 2014						
108	Garrison-Quincy KY-O-Heights WD	WX21135013	\$821,721	\$821,721 (c)	10/3/13	
109	Carrollton, City of	WX21041002	\$963,931	\$963,931 (c)	12/5/13	
110	Hardinsburg, City of	WX21027014	\$1,189,135	\$1,189,135 (c)	12/5/13	
111	Northern Ky Water District	WX21037004	\$5,734,000	\$3,545,910 (c)	12/5/13	
112	North Middletown, City of	WX21017019	\$429,595	\$429,595 (c)	2/6/14; 6/26/14	Interest rate reduction to .75%
113	Jenkins, City of	WX21133043	\$2,276,484	\$2,276,484 (c)	3/6/14	
114	Bullock Pen Water District	WX21081006	\$384,278	\$364,278 (c)	3/6/14	
115	Midway, City of	WX21239027	\$215,000	\$215,000 (c)	5/1/14	
116	Flatwoods, City of	WX21089064	\$277,822	\$277,822 (c)	6/26/14	
TOTALS			\$12,291,966	\$10,083,876		
PROJECTS APPROVED IN FY 2015						
117	Cumberland County WD	WX21057013	\$1,368,000	\$1,268,000 (c)	10/2/14	
118	Western Lewis-Rectorville Wtr & Gas Dist	WX21161039	\$1,280,000	\$1,266,500 (c)	10/2/14	
119	Henry County WD #2	WX21103037	\$3,254,000	\$2,222,244 (c)	10/2/14	
120	Northern Ky Water District	WX21037006	\$6,406,830	\$3,535,094 (c)	11/6/14	
121	Pineville, City of	WX21013918	\$154,928	\$154,928 (c)	11/6/14	F1
122	Lebanon, City of	WX21155039	\$3,230,000	\$3,230,000	12/4/14	
123	Monroe Co Water District	WX21171045	\$15,962,694	\$15,675,679	12/4/14; 7/2/15; 12/3/15; 6/12/18	
124	Campbellsville, City of	WX21217023	\$5,213,959	\$5,213,959 (c)	12/4/14	
125	Fleming-Neon, City of	WX21133029	\$143,598	\$143,598 (c)	12/4/14	
126	Burkesville, City of	WX21057017	\$621,323	\$621,323 (c)	2/5/15	
127	Whitley County Water District	WX21235434	\$966,973.33	\$966,973.33 (c)	4/2/15; 4/9/18	
128	Harrodsburg, City of	WX21167028	\$326,660	\$326,660 (c)	4/2/15	
129	Lebanon, City of	WX21155040	\$720,000	\$720,000 (c)	5/7/15	
130	Paducah, City of	WX21145085	\$4,508,000	\$2,341,796 (c)	5/7/15	
131	Ohio County Water District	WX21183039	\$1,630,000	\$1,630,000	6/4/15	
TOTALS			\$45,786,964	\$39,316,754		
PROJECTS APPROVED IN FY 2016						
132	Nicholasville, City of	WX21113040	\$416,120	\$416,120	7/2/15	F1
133	Crab Orchard, City of	WX21137045	\$265,000	\$0	8/6/15	Request for funds withdrawn
134	Bath Co Water District	WX21011034	\$885,878	\$885,878 (c)	9/3/15	
135	Cave Run Water Commission	WX21165023	\$700,000	\$700,000	10/1/15	
136	Crittenden-Livingston Co WD	WX21055009	\$978,850	\$978,850 (c)	10/1/15	
137	Cumberland Falls Highway WD	WX21235002	\$1,723,000	\$1,720,500	11/5/15	
138	Western Pulaski County WD	WX21199123	\$3,304,000	\$3,304,000	11/5/15	
139	Hopkinsville, City of	WX21047013	\$9,300,000	\$8,000,000	3/3/16	
140	Northern Kentucky Water District	WX21117003	\$5,385,000	\$4,000,000	3/3/16	
141	Southern Water and Sewer District	WX21071008	\$550,000	\$550,000	3/3/16	
142	Prestonsburg, City of	WX21071223	\$3,624,000	\$3,624,000	3/3/16	
143	Evarts, City of	WX21095642	\$275,000	\$275,000	4/7/16	
144	Salyersville, City of	WX21153013	\$45,128	\$45,128 (c)	4/7/16	
145	Cynthiana, City of	WX21097025	\$754,539	\$754,539 (c)	4/7/16	
146	Harrodsburg, City of	WX21167029	\$2,062,419	\$2,062,419 (c)	4/7/16	
147	Hodgenville, City of	WX21123017	\$889,872	\$889,872 (c)	5/5/16	
148	Hodgenville, City of	WX21123008	\$592,994	\$592,994 (c)	5/5/16	
TOTALS			\$31,751,801	\$28,799,301		
PROJECTS APPROVED IN FY 2017						
149	Olive Hill, City of	WX21043041	\$883,000	\$883,000	10/27/16	
150	Fleming Neon, City of	WX21133029	\$3,000,000	\$1,500,000	12/1/16	
151	Nicholasville, City of	WX21113041	\$553,000	\$553,000	3/2/17	
152	Stanford, City of	WX21137051	\$4,100,000	\$2,690,000	3/2/17	
153	Irvine, City of	WX21065005	\$6,932,000	\$6,932,000	3/2/17; 1/8/19	
154	Southern Water & Sewer District	WX21071730	\$1,350,000	\$1,350,000	3/2/17	
155	Campbellsville, City of	WX21217025	\$8,300,000	\$7,970,000	6/1/17; 7/10/18	
TOTALS			\$25,118,000	\$21,878,000		

			TOTAL PROJECT AMOUNT	KIA LOAN AMOUNT	DATE APPROVED	COMMENTS
PROJECTS APPROVED IN FY 2018						
156	Morehead, City of	WX21205048	\$28,428,000	\$1,297,200	12/6/17	
157	Green-Taylor Water District	WX21217027	\$1,963,390	\$1,963,390	2/1/18	
158	City of Lebanon	WX21155043	\$2,641,680	\$2,641,680	2/1/18	
159	South Shore, City of	WX21089089	\$878,000	\$878,000	3/1/18	
160	Frankfort Electric & Water Plant Boar	WX21073012	\$4,000,000	\$4,000,000	4/9/18	
161	Louisa, City of	WX21127021	\$834,430	\$834,430	4/9/18	
162	Lancaster, City of	WX21079015	\$11,000,000	\$4,000,000	5/8/18	
163	Salysersville	WX21153013	\$705,982	\$655,982	5/8/18	
TOTALS			\$50,451,482	\$16,270,682		
PROJECTS APPROVED IN FY 2019						
164	Pineville, City of	WX21013918	\$2,084,590	\$1,864,590	7/10/18	
165	Cynthiana, City of	WX21097026	\$954,565	\$954,565	11/13/18	
166	Paintsville Utilities Commission	WX21115028	\$2,010,000	\$2,010,000	12/11/18	
167	Jamestown, City of	WX21207025	\$1,000,000	\$500,000	12/11/18	
168	Burnside, City of	WX21199128	\$2,227,000	\$2,227,000	1/8/19	
169	Green-Taylor Water District	WX21087022	\$564,600	\$564,600	1/8/19	
170	Hardinsburg, City of	WX21027053	\$760,280	\$760,280	1/8/19	
TOTALS			\$9,601,035	\$8,881,035		
GRAND TOTALS - COMMITMENTS			\$725,021,401	\$411,224,626		

bold, italics - pending board approval
(c) - Final amounts; Loan has been closed
(s) - Amount represented in the assistance agreement
(F1) - Planning and Design Loan

<p align="center">KENTUCKY INFRASTRUCTURE AUTHORITY SAFE DRINKING WATER STATE REVOLVING FUND CFDA #66.468 ---- (FUND F2) AMERICAN RECOVERY AND REINVESTMENT ACT OF 2009</p>
--

AVAILABLE FUNDS FFY 2009:

FEDERAL ARRA GRANT FUNDS	\$20,450,000
ADMINISTRATION (4%)	(\$818,000)
OTHER SET ASIDES	(\$715,750)
Transferred from Admin to Construction	\$369,683
NET ARRA FUNDS	<u>\$19,285,933</u>

	TOTAL PROJECT AMOUNT	KIA AMOUNT	FIRST USE FUNDS	DATE APPROVED
PROJECTS APPROVED IN SFY 2009:				
1 CENTERTOWN, CITY OF	\$2,866,652	\$222,606 (c)	\$222,606	6/25/09
2 SPRINGFIELD, CITY OF	\$4,000,000	\$947,901 (c)	\$947,901	6/25/09
TOTALS	\$6,866,652	\$1,170,507	\$1,170,507	
PROJECTS APPROVED IN SFY 2010:				
3 BREATHITT CO WATER DISTRICT	\$1,322,000	\$572,000 (c)	\$572,000	7/9/09; 11/24/09
4 WHITESBURG, CITY OF	\$171,840	\$171,794 (c)	\$171,794	7/9/09
5 MCKEE, CITY OF	\$1,100,000	\$1,099,903 (c)	\$1,099,903	8/6/09
6 BLACK MTN UTILITY DISTRICT	\$2,650,000	\$500,000 (c)	\$500,000	8/6/09
7 ELKTON, CITY OF	\$174,800	\$174,374 (c)	\$174,374	8/20/09
8 BLUEGRASS STATION	\$3,498,452	\$1,855,004 (c)	\$1,855,004	8/20/09
9 DAWSON SPRINGS, CITY OF	\$2,120,000	\$2,120,000 (c)	\$2,120,000	8/20/09
10 BURKESVILLE, CITY OF	\$1,153,000	\$1,153,000 (c)	\$1,153,000	9/3/09
11 LOUISVILLE WATER COMPANY	\$18,508,832	\$4,173,200 (c)	\$4,173,200	9/3/09; 2/4/10
12 JACKSON, CITY OF	\$1,500,000	\$1,500,000 (c)	\$1,500,000	9/3/09
13 PRESTONBURG, CITY OF	\$805,000	\$805,000 (c)	\$805,000	10/1/09
14 WINCHESTER, CITY OF	\$1,100,000	\$741,450 (c)	\$741,450	10/1/09
15 CAMPTON, CITY OF	\$6,966,088	\$683,200 (c)	\$683,200	10/1/09
16 WESTERN MASON WATER DISTRICT	\$578,000	\$500,000 (c)	\$500,000	10/1/09
17 GREENUP, CITY OF	\$2,915,099	\$1,381,963 (c)	\$1,381,963	11/12/09
18 WEST LIBERTY, CITY OF	\$3,050,300	\$684,537	\$684,537	5/5/11; revised from base fdg
TOTALS	\$44,563,111	\$18,115,426	\$18,115,426	
GRAND TOTALS - COMMITMENTS	\$51,429,763	\$19,285,933	\$19,285,933	
BALANCE AVAILABLE FOR LOAN			\$0	

bold, italics - pending board approval

(c) - Final amounts; Loan has been closed

(s) - Amount represented in the assistance agreement