



# **BOARD MEETING BOOKLET**

**Via Video Conference**

**February 4, 2021**

**Kentucky Infrastructure Authority  
100 Airport Road, Third Floor  
Frankfort, Kentucky 40601-3646  
502-573-0260  
<http://kia.ky.gov>**

**TEAM**   
**KENTUCKY**

Page Left Blank  
for 2 Sided Printing

## AGENDA

### KENTUCKY INFRASTRUCTURE AUTHORITY BOARD MEETING

Via Video Conference

ZOOM: [February 2021- KIA Board Meeting](#)

YouTube Live Stream: [February YouTube KIA Board Meeting](#)

[www.kia.ky.gov](http://www.kia.ky.gov)

February 4, 2021 1:00 P.M.

- Confirmation of Press Notice
- Confirmation of Quorum
- Recognition of Members/Guests

#### I. BUSINESS (Board Action Required)

##### A. Minutes

- |   |                    |   |
|---|--------------------|---|
| 1. Consideration of Approval of the <b>Minutes of January 7, 2021</b><br><b>(Attachment I.A.1.)</b> | Chair Dennis Keene | 7 |
|---|--------------------|---|

##### B. New Projects / Action Items

- |  |  |    |
|--|--|----|
| 1. Resolution and Order of the Board of Directors Authorizing an <b>Amendment to a Fund A loan (A19-009) increasing</b> the amount by <b>\$7,857,216</b> for a total loan amount up to <b>\$21,400,000</b> to the <b>City of Georgetown, Scott County, Kentucky (SX21209012)</b><br><b>(Attachment I.B.1.)</b> | Mr. Jory Becker, DOW<br>Mr. Alex Fisher, KIA | 15 |
| 2. Resolution and Order of the Board of Directors Authorizing an <b>Amendment to a Fund A loan (A19-050) increasing</b> the amount by <b>\$3,000,000</b> for a total loan amount up to <b>\$13,142,000</b> to the <b>City of Richmond, Madison County, Kentucky (SX21151054)</b><br><b>(Attachment I.B.2.)</b> | Mr. Jory Becker, DOW<br>Mr. Alex Fisher, KIA | 29 |
| 3. Resolution and Order of the Board of Directors for Approval of a <b>Fund A loan (A20-030)</b> for an amount up to <b>\$1,017,000</b> to the <b>City of Jackson, Breathitt County, Kentucky (SX21025009)</b><br><b>(Attachment I.B.3.)</b>   | Mr. Jory Becker, DOW<br>Mr. Alex Fisher, KIA | 43 |
| 4. Resolution and Order of the Board of Directors for Approval of a <b>Fund A loan (A21-020) for an amount up to \$300,000</b> to the <b>Farmdale Water District, Franklin County, Kentucky (SX21073026)</b><br><b>(Attachment I.B.4.)</b>   | Mr. Jory Becker, DOW<br>Mr. Alex Fisher, KIA | 57 |
| 5. Resolution and Order of the Board of Directors for Approval of a <b>Fund A loan (A21-041)</b> for an amount up to <b>\$1,800,000</b> to the <b>City of Whitesburg, Letcher County, Kentucky (SX21133021)</b><br><b>(Attachment I.B.5.)</b>  | Mr. Jory Becker, DOW<br>Mr. Alex Fisher, KIA | 69 |
| 6. Resolution and Order of the Board of Directors Authorizing an <b>Amendment to a Fund F loan (F17-005) increasing</b> the amount by <b>\$268,293</b> for a total loan amount up to <b>\$2,958,293</b> the <b>City of Stanford, Lincoln County, Kentucky (WX21137051)</b><br><b>(Attachment I.B.6.)</b>       | Mr. Jory Becker, DOW<br>Mr. Alex Fisher, KIA | 83 |

Page Left Blank  
for 2 Sided Printing

7. Resolution and Order of the Board of Directors Authorizing and Approving the Issuance of Obligations of the Kentucky Infrastructure Authority to **Reimburse Capital Expenditures** made by Governmental Agencies Pursuant to Loans made by the Kentucky Infrastructure Authority to such Governmental Agencies  
*(Attachment I.B.7.)*

Mr. Alex Fisher, KIA

97

**II. EXECUTIVE DIRECTOR'S REPORT**

Ms. Sandy Williams  
Deputy Executive  
Director

**III. ANNOUNCEMENTS/NOTIFICATIONS**

Next KIA Board Meeting:

***Tentatively: Thursday, March 4, 2021, 1:00 p.m.***

Chair Dennis Keene

**IV. ADJOURN**

Page Left Blank  
for 2 Sided Printing

**A  
T  
T  
A  
C  
H  
M  
E  
N  
T**

**I.A.1.**

Page Left Blank  
for 2 Sided Printing



**KENTUCKY INFRASTRUCTURE AUTHORITY**  
**Minutes of the Full Board**

**Meeting Date/Location:**      **January 7, 2021 – 1:00 p.m.**  
   **Kentucky Infrastructure Authority**  
   **Via Video Conference**

**Members Present:**

Mr. Dennis Keene, Commissioner, Department for Local Government  
Ms. Geri Grigsby, proxy for. Holly M. Johnson, Secretary, Finance and Administration Cabinet  
Ms. Rebecca Goodman, Secretary, Energy and Environment Cabinet  
Ms. Linda Bridwell, Executive Director, Public Service Commission  
Mr. Bobby Aldridge, proxy for Interim Secretary Larry Hayes, Cabinet for Economic Development  
Mr. Russell Rose, representing Kentucky Rural Water Association  
Mayor Les Stapleton, representing Kentucky League of Cities  
Mr. Robert A. Amato, representing Kentucky Municipal Utilities Association  
Mr. Kurt Stafford, representing the For-Profit Water Companies  
Judge David A. Voegelé, representing Kentucky Association of Counties

**Members Absent:**

Mr. Ron Lovan, Representing the Kentucky Section of the American Water Works Association

**DLG Staff:**

Ms. Megan Armstrong, Public Information Officer  
Mr. Eddie Jacobs, Chief of Staff  
Ms. Mary Palmer, Executive Assistant  
Mr. Matthew Stephens, General Counsel  
Ms. Kim Wooldridge, Executive Assistant

**KIA Staff:**

Ms. Sandy Williams, Deputy Executive Director  
Ms. Julie Bickers, Regional Compliance Coordinator  
Mr. Kelly Cunnagin, Executive Staff Advisor  
Mr. Alex Fisher, Financial Analyst  
Ms. Carmen Ignat, Financial Analyst  
Ms. Debbie Landrum, Regional Compliance Coordinator  
Ms. Meg Link, Administrative Specialist III and KIA Secretary  
Mr. Don Schierer, WRIS Resource Management Analyst  
Ms. Sarah Parsley, Regional Compliance Coordinator  
Mr. Tom Schubert, GIS Specialist  
Ms. Meili Sun, Financial Analyst

**Guests:**

Mr. Billy Aldridge, Office of Financial Management  
Mr. Jory Becker, Division of Water  
Mr. Alan Bowman, Bell Engineering  
Ms. Sheryl Chino, HDR Engineering  
Ms. Bethany Couch, Office of Financial Management  
Mr. Matthew Feltner, Office of Financial Management  
Ms. Katherine Halloran, Legislative Research Commission  
Mr. Simon Keemer, Dean Dorton

Mr. Otis Lewis, Harlan Municipal Water Works  
Mr. Daniel Mullins, Cumberland Valley Area Development District  
Mr. Bruce Scott  
Mr. Steve Starkweather, Office of Financial Management  
Mr. Damon Talley, Stoll, Keenon Ogden  
Ms. Julia Wang, Legislative Research Commission  
Mr. Derrick Watson, Hopkinsville Water and Environmental Authority

## **PROCEEDINGS**

Commissioner Dennis Keene, called the meeting of the Kentucky Infrastructure Authority (KIA) Board to order. He noted that the press notification distribution had been done appropriately and confirmed a quorum was present. Meg Link, KIA Secretary was asked to call the Roll.

### **I. BUSINESS (Board Action Required)**

#### **1. APPROVAL OF MINUTES**

**For: KIA Regular Board Meeting of December 3, 2020**

*Mr. Russ Rose moved to approve the minutes of the December 3, 2020, regular board meeting. Mayor Les Stapleton seconded, and the motion carried unanimously.*

### **B. NEW PROJECTS/ACTION ITEMS**

#### **1. A RESOLUTION AND ORDER OF THE BOARD OF DIRECTORS OF THE KENTUCKY INFRASTRUCTURE AUTHORITY AUTHORIZING AN AMENDMENT TO THE CONDITIONAL COMMITMENT FOR A FEDERALLY ASSISTED CLEAN WATER REVOLVING FUND A LOAN (A19-003) INCREASE FOR AN AMOUNT UP TO \$5,000,000 TO THE CITY OF HOPKINSVILLE F/B/O HOPKINSVILLE WATER ENVIRONMENT AUTHORITY, CHRISTIAN COUNTY, KENTUCKY**

Mr. Jory Becker, DOW, and Mr. Alex Fisher, KIA, discussed the City of Hopkinsville F/B/O the Hopkinsville Water Environment Authority's request for a Fund A loan increase, (A19-003) for an amount up to 5,000,000 for continued progress in the Expand Hammond-Wood Wastewater Treatment Plant and Interceptor project. Prior KIA Loan A16-005 (\$1,500,000 planning and design loan) was rolled into the initial A19-003 construction loan totaling \$9,000,000. This additional loan increase will bring the total project amount requested to date to \$14,000,000.

*Mr. Bob Amato moved to approve the Fund A loan increase (A19-003), for an amount up to \$5,000,000 with the standard conditions. Mr. Kurt Stafford seconded and the motion was unanimously approved.*

#### **2. A RESOLUTION AND ORDER OF THE BOARD OF DIRECTORS OF THE KENTUCKY INFRASTRUCTURE AUTHORITY AUTHORIZING ISSUANCE OF A CONDITIONAL COMMITMENT FOR A FEDERALLY ASSISTED DRINKING WATER REVOLVING FUND LOAN (F21-009) FOR AN AMOUNT UP TO \$2,500,000 TO THE CITY OF ALBANY, CLINTON COUNTY, KENTUCKY**

Mr. Jory Becker, DOW, and Ms. Meili Sun, KIA, discussed the City of Albany's request for a Fund F Loan, F21-009, for an amount up to \$2,500,000 for the Duvall Valley Area Water System Improvements project. This project will install 30,000 LF of 8-inch water lines to replace the current 6-inch and 4-inch water lines, which will extend from US Highway 127 to an existing water booster pump station located in Duvall Valley. The construction will include a water booster pump station upgrade, a new 500,000-gallon water storage tank, and associated appurtenances. The purpose of this project is to provide a reliable source of potable water to the existing residential customers and poultry farms that are experiencing water shortage due to high demand in the area. The new water lines, connection, and water storage tank will ensure a steady water flow and alleviate the water shortage problems.

The City currently serves approximately 6,200 retail customers and provides wholesale water to the Cumberland County Water District which is a PSC regulated utility. The wholesale rates are subject to PSC approval.

***Ms. Geri Grigsby, moved to approve the Fund F Loan, F21-009 for an amount up to \$2,500,000 with the standard conditions. Mr. Russ Rose seconded and the motion was unanimously approved.***

**3. A RESOLUTION AND ORDER OF THE BOARD OF DIRECTORS OF THE KENTUCKY INFRASTRUCTURE AUTHORITY AUTHORIZING ISSUANCE OF A CONDITIONAL COMMITMENT FOR A FEDERALLY ASSISTED DRINKING WATER REVOLVING FUND LOAN (F21-016) FOR AN AMOUNT UP TO \$1,463,000 TO THE CITY OF HARLAN F/B/O HARLAN MUNICIPAL WATER WORKS, HARLAN COUNTY, KENTUCKY**

Mr. Jory Becker, DOW, and Mr. Alex Fisher, KIA, discussed the City of Harlan F/B/O the Harlan Municipal Water Works' request for a Fund F Loan (F21-016) for an amount up to \$1,463,000 for the Harlan Municipal Water Distribution System Improvements project. This project will involve upgrades to the existing Harlan Municipal Distribution system including, but not limited to, the relocation of a section of 16-inch raw water transmission main along the Poor Fork of the Cumberland River and KY HWY 119, replacement of line sections in the vicinities of Lamberts, Sukey Ridge, and Clovertown, along with miscellaneous valve work in Loyall and Sunny Acres. The existing 100,000 gallon storage tank at the water treatment plant will be painted as well.

The Utility serves approximately 2,000 customers.

Mr. Bob Amato asked if there was an issue with the current 16" main. Mr. Jory Becker said he was not aware of any. Mr. Alan Bowman with Bell Engineering noted it was covered with excessive fill, 16-20 feet deep, and they wanted to have it more accessible should any problems arise. Mayor Les Stapleton asked about the current rate with a 24% increase. Deputy Executive Director Williams noted the last increase was in September 2013, the 4,000 gallon rate was \$23.65.

***Mr. Paul Miller moved to approve the Fund F Loan, F21-16, in an amount up to \$1,463,000 to the City of Harlan F/B/O the Harland Municipal Water Works, with the standard conditions and the following special condition: The City shall pass an ordinance no later than July 31, 2021 which will increase user charges sufficient to generate a debt service coverage ratio of 1.1. This increase is currently estimated to be 24%. Mr. Bobby Aldridge seconded and the motion was unanimously approved.***

**4. A RESOLUTION AND ORDER OF THE BOARD OF DIRECTORS OF THE KENTUCKY INFRASTRUCTURE AUTHORITY AUTHORIZING ISSUANCE OF A CONDITIONAL COMMITMENT FOR A FEDERALLY ASSISTED DRINKING WATER REVOLVING FUND LOAN (F21-021) FOR AN AMOUNT UP TO \$2,549,645 TO THE CITY OF HARLAN F/B/O HARLAN MUNICIPAL WATER WORKS, HARLAN COUNTY, KENTUCKY**

Mr. Jory Becker, DOW, and Mr. Alex Fisher, KIA, discussed the City of Harlan F/B/O the Harlan Municipal Water Works request for a Fund F Loan, F21-021, for an amount up to \$2,549,645 for the Harlan Municipal Water Distribution System Improvements project. This project will involve upgrades to the existing raw water intake and water treatment plant to improve operational efficiency and overall treatment reliability. The project will also provide needed redundancy in various treatment components and improve operator safety. There will be replacement of raw water pump control valves, surge relief components, SCADA and electrical controls, and the permanganate feed system. There will also be improvement of the chemical feed system, modifications to sludge handling and storage facilities, installation of additional baffling in the clear wells, replacement of launders in the settling basins, replacement of backwash and surface wash valve actuators in the filter basin, replacement of flocculation basin paddles and drives, new filter basin controls, new influent and effluent controls, new bulk and day storage tanks, new SCADA and electrical controls, replacement of high service pumps, and miscellaneous site work.

The Utility serves approximately 2000 customers.

**Judge David Voegelé moved to approve the Fund F Loan, F21-21, in an amount up to \$2,549,645 to the City of Harlan F/B/O the Harland Municipal Water Works, with the standard conditions and the following special condition: The City shall pass an ordinance no later than July 31, 2021 which will increase user charges sufficient to generate a debt service coverage ratio of 1.1. This increase is currently estimated to be 24%. Mr. Bobby Aldridge seconded and the motion was unanimously approved.**

**5. RESOLUTION OF THE KENTUCKY INFRASTRUCTURE AUTHORITY AUTHORIZING AND APPROVING THE ISSUANCE OF OBLIGATIONS OF THE KENTUCKY INFRASTRUCTURE AUTHORITY TO REIMBURSE CAPITAL EXPENDITURES MADE BY GOVERNMENTAL AGENCIES PURSUANT TO LOANS MADE BY THE KENTUCKY INFRASTRUCTURE AUTHORITY TO SUCH GOVERNMENTAL AGENCIES**

This is a routine resolution allowing KIA to reimburse expenses that are paid out of the Authority's funds with bond proceeds. The projects listed below are covered under this resolution:

<b><u>BORROWER</u></b>	<b><u>FUND</u></b>	<b><u>AMOUNT UP TO</u></b>
City of Hopkinsville F/B/O Hopkinsville Water Environmental Authority (Increase	A19-003	\$5,000,000
City of Albany	F17-005	\$2,958,293
City of Harlan F/B/O Harlan Municipal Water Works	F21-016	\$1,463,000
City of Harlan F/B/O Harlan Municipal Water Works	F21-021	\$2,549,645

***Mr. Bob Amato moved to approve the reimbursement resolution. Mayor Les Stapleton seconded and the motion carried unanimously.***

**6. CONSIDERATION OF THE KENTUCKY INFRASTRUCTURE AUTHORITY'S AUDITED FINANCIAL STATEMENTS, YEAR ENDING JUNE 30, 2020**

Mr. Simon Keemer, Director of Assurance Services, DeanDorton addressed the group to discuss the Kentucky Infrastructure Authority's 2020 Audit. He noted the following:

As of the close of fiscal year 2020, the Authority reported an ending net position of \$1,238,255,000, an increase of \$50,220,000 (4.2%) in comparison with the prior year.

The Authority's total liabilities decreased \$30,756,000 (11.8%) during fiscal year 2020.

The Authority disbursed \$71,780,000 to borrowers for eligible expenditures under loan assistance agreements and \$2,112,000 to local governmental entities for state grants.

Principal and interest in the amount of \$74,734,000 was collected from borrowers for assistance agreements.

As of June 30, 2020, investments consist of a current portion of \$333,823,000 and a non-current portion of \$288,000. The current portion is representative of U.S. Government Agency debt securities with maturities longer than three months when purchased, but also having maturities prior to June 30, 2021.

The non-current portion is representative of the Authority's investments maintained within the state cash and investment pool and other investments with maturities greater than one year. The Authority's investments primarily consist of a concentration of investments with a maturity of three months or less when purchased (cash equivalents) in order to maintain sufficient liquidity.

During fiscal year 2020, payments to borrowers for eligible expenditures under assistance agreements were \$71,780,000, which was exceeded by repayments of assistance agreements receivable of \$74,734,000 and forgiveness of loan principal of \$5,422,000 contributing to the \$7,539,000 decrease in net assistance agreements receivable.

The Authority administers grants under numerous House Bills. At June 30, 2020 approximately \$7,060,000 remained to be disbursed as outlined in Note 8 of the financial statements.

Director Williams has been notified by the EPA that the Kentucky Capitalization Grants will be similar this year's funding.

**EXECUTIVE DIRECTOR'S REPORT**

Deputy Executive Director Sandy Williams thanked the participants for today's meeting.

Ms. Williams thanked KIA staff members Meili Sun, James Nelson and Denise Pitts for their hard work with DeanDorton preparing the 2020 audit under extraordinary circumstances. KIA's audit was the best an organization can receive. The opinions were clean and there were no findings.

The Call for Projects ended December 4<sup>th</sup>, there were 99 Clean Water projects for a total of \$521 million and 111 Drinking Water projects for almost \$238 million. That compares to 70 Clean Water Projects and 77 Drinking Water projects we received last year.

#### **ANNOUNCEMENTS/NOTIFICATIONS**

- Next scheduled KIA board meeting:  
**Thursday, February 4, 2021, 1:00 p.m.**

***There being no further business, Mr. Russ Rose moved to adjourn. Mr. Bob Amato seconded and the motion carried unanimously. The January 7, 2020 meeting of the Board of the Kentucky Infrastructure Authority was adjourned.***

Submitted by:

Margaret F. Link  
Secretary

January 15, 2021  
Date

**A  
T  
T  
A  
C  
H  
M  
E  
N  
T**

**I.B.1.**

Page Left Blank  
for 2 Sided Printing



**A RESOLUTION AND ORDER OF THE BOARD OF DIRECTORS OF THE KENTUCKY INFRASTRUCTURE AUTHORITY AUTHORIZING AN AMENDMENT TO THE CONDITIONAL COMMITMENT FOR A FEDERALLY ASSISTED CLEAN WATER REVOLVING FUND A LOAN (A19-009) INCREASE FOR AN AMOUNT UP TO \$7,857,216 TO THE CITY OF GEORGETOWN, SCOTT COUNTY, KENTUCKY**

**WHEREAS**, the Kentucky Infrastructure Authority (the "Authority") has been duly created as a body corporate and politic constituting a public corporation and a governmental agency of the Commonwealth of Kentucky pursuant to Chapter 224A of the Kentucky Revised Statutes (the "Act"); and

**WHEREAS**, pursuant to the Act, the Authority is duly and legally authorized to make loans to Governmental Agencies for the purpose of providing funds for the construction and acquisition of sanitary sewer facilities, water facilities or other types of infrastructure, and in that regard, to enter into Assistance Agreements with such Governmental Agencies governing the provisions in respect of which such loans are to be made, the amounts thereof and the repayment provisions in respect thereto; and

**WHEREAS**, the Authority previously approved a Federally Assisted Clean Water Revolving Fund Loan (A19-009) to the City of Georgetown on June 18, 2019, in the amount of \$13,542,784 and the City of Georgetown has requested to increase loan A19-009 by \$7,857,216; and

**WHEREAS**, the Authority anticipates entering into an Assistance Agreement for a loan from the Authority's Federally Assisted Clean Water Revolving Loan Program (Fund A) with the City of Georgetown, subject to final determination of amount when the factors involving such financing have been determined; and

**WHEREAS**, the Authority will, in the near future, authorize and issue a series of Infrastructure Authority Revenue Bonds for the purpose of funding loans to various governmental agencies, such series of Bonds to be known as Kentucky Infrastructure Authority Revenue Bonds with the appropriate Series designation; and

**WHEREAS**, the Authority wishes to establish terms and conditions on said Fund A loans prior to the issuance of Authority Revenue Bonds and recognizes that additional planning and design of the financed projects are required.

**NOW, THEREFORE, THE KENTUCKY INFRASTRUCTURE AUTHORITY, ACTING BY AND THROUGH ITS BOARD OF DIRECTORS AS ITS DULY AUTHORIZED AND EMPOWERED GOVERNING BODY, DOES HEREBY RESOLVE AND ORDER, AS FOLLOWS:**

Section 1. All statements of fact set forth in the preambles to this Resolution and Order are incorporated herein by reference, the same as if set forth verbatim. All such

statements of fact are hereby declared to be true and accurate in all material respects.

Section 2. The Authority hereby authorizes the Amendment of a conditional Federally Assisted Clean Water Revolving Fund loan increasing the amount up to \$21,400,000 of project expense including capitalized interest for the construction period, to the City of Georgetown for the Georgetown/Scott County South Sewer Extension Project. Such amounts are subject to adjustment by further action of the Authority or may be adjusted by action of the Executive Director at the time of the issuance of bonds based on adjustment in project costs of not more than (10%) ten percent of the loan amount authorized by this resolution. Upon satisfaction of all conditions of the commitment, execution of an assistance agreement for this loan is authorized.

Section 3. Principal forgiveness of 50% of the assistance amount, not to exceed \$1,000,000 will be credited to the loan balance upon release of liens on all contracts and disbursement of the final draw request by KIA to the borrower. The unforgiven principal balance of \$20,400,000 shall be repaid

Section 4. The unforgiven principal shall be repayable over 30 years at an interest rate of 0.5%. In addition to debt service, a 0.20% annual administration fee on the unpaid loan balance will be charged. From annual revenues, \$53,500 must be set aside in a borrower held replacement reserve each December 1 until the balance reaches \$1,070,000 and maintained for the life of the loan. These terms are subject to adjustment upon execution of the loan agreement, upon changes in the project conditions or determination that the project will require authority financing to be done on a taxable basis.

Section 5. This Resolution and Order shall be in full force and effect from and after its adoption at a properly held meeting of the Kentucky Infrastructure Authority this 4th day of February, 2021.

---

DENNIS KEENE, CHAIR  
KENTUCKY INFRASTRUCTURE AUTHORITY

ATTEST:

---

MARGARET F. LINK, SECRETARY  
KENTUCKY INFRASTRUCTURE AUTHORITY

REVIEWED BY:

---

MATTHEW STEPHENS, GENERAL COUNSEL  
DEPARTMENT FOR LOCAL GOVERNMENT

ANDY BESHEAR  
GOVERNOR



REBECCA W. GOODMAN  
SECRETARY

**ENERGY AND ENVIRONMENT CABINET**  
**DEPARTMENT FOR ENVIRONMENTAL PROTECTION**

ANTHONY R. HATTON  
COMMISSIONER

300 SOWER BOULEVARD  
FRANKFORT, KENTUCKY 40601

January 21, 2021

Sandy Williams, Deputy Executive Director  
Kentucky Infrastructure Authority  
100 Airport Road, 3<sup>rd</sup> Floor  
Frankfort, Kentucky 40601

Re: A19-009  
Georgetown WWTP No 1--3907  
Activity ID: FGL20190003  
Project Name: South Sewer Extension

Dear Mrs. Williams:

The Division of Water (DOW) hereby certifies that the City of Georgetown is eligible to receive a \$7,857,216.00 loan increase from the Clean Water State Revolving Fund, which will bring the total loan amount to \$21,400,000.00. The DOW certifies that the project scope is consistent with the scope that was used to rank the project on the Intended Use Plan-Project Priority List.

The City of Georgetown's status relative to the Clean Water State Revolving Fund General Conditions is provided below:

1. Project specific environmental information was approved by DOW on March 3, 2020.
2. Plans and specifications were approved by DOW on April 22, 2020.
3. Construction bids were opened on October 29, 2020.

The DOW will issue a final project certification prior to authorizing the loan agreement. If you have any questions concerning this letter, please contact Joel Murphy, Project Manager, at (502) 782-7024.

Sincerely,

A handwritten signature in black ink, appearing to read "Paul Miller".

For:  
Paul Miller, P.E.  
Director, Division of Water

PM/JB:jjm

c: Tom Prather, City of Georgetown  
Kurt Zehnder, Hazen and Sawyer  
Karyn Leverenz, Bluegrass ADD  
Chase Azevedo, Georgetown Municipal Water and Sewer Service

EXECUTIVE SUMMARY		Reviewer		Sandy Williams	
KENTUCKY INFRASTRUCTURE AUTHORITY		Date		February 4, 2021	
FUND A, FEDERALLY ASSISTED WASTEWATER		KIA Loan Number		A19-009 (Increase)	
REVOLVING LOAN FUND		WRIS Number		SX21209012	
BORROWER		CITY OF GEORGETOWN SCOTT COUNTY			
BRIEF DESCRIPTION					
The City of Georgetown is requesting a loan increase of \$7,857,216 to loan A19-009 approved on June 18, 2019 in the amount of \$13,542,784 bringing the new loan amount to \$21,400,000. The City received seven (7) bid submissions on the SSE project on 10/29/2020. The low bid amount is above the current KIA-SRF project budget. Additionally, the 319(h) Non-Point Source grant amount going toward construction is reduced to cover 319(h) administration fees. For the project to move forward and award the bid, additional KIA-SRF funding is requested. The original project remains unchanged and will expand sanitary sewer service from the intersection of US-25 and Bypass US-62 to the intersection of US-25 and KY-1963 in Scott County. Approximately 10 properties will be provided sanitary sewer service along the project route, two of which are mobile home parks (Spindletop and Ponderosa), with a capacity of approximately 500 households that are currently served by two package treatment plants in severe disrepair. The project will install approximately 17,000 linear feet (LF) of gravity trunk sewers and appurtenances, one sanitary sewer pump station, and approximately 6,400 LF of force main. The mobile home park sewer collection system will undergo rehab and replacement estimated at approximately 17,000 LF of collector sewers and various manholes as determined necessary. Approximately 320 service laterals will be installed for existing residents in the mobile home parks. Both of the failing package treatment plants will be decomissioned as a result of the project.					
PROJECT FINANCING		PROJECT BUDGET		RD Fee %	Actual %
Fund A Loan Increase	\$21,400,000	Administrative Expenses			\$156,218
HB 265 Non-Coal Grant	1,075,000	Legal Expenses			22,000
319 Non-Point Source Grant	750,000	Land, Easements			255,000
Scott County	250,000	Planning			93,884
LFUCG	475,000	Eng - Design / Const	6.4%	6.4%	1,382,234
City of Georgetown	250,000	Eng - Insp	3.0%	1.7%	358,934
		Eng - Other			206,900
		Construction			19,207,712
		Contingency			2,517,118
TOTAL	\$24,200,000	TOTAL			\$24,200,000
REPAYMENT	Rate	0.50%	Est. Annual Payment		\$773,923
	Term	30 Years	1st Payment	6 Mo. after first draw	
PROFESSIONAL SERVICES	Engineer	Hazen and Sawyer			
	Bond Counsel	Rubin & Hays			
PROJECT SCHEDULE	Bid Opening	Oct-20			
	Construction Start	May-21			
	Construction Stop	May-23			
DEBT PER CUSTOMER	Existing	\$674			
	Proposed	\$1,944			
OTHER DEBT	See Attached				
OTHER STATE-FUNDED PROJECTS LAST 5 YRS	See Attached				
RESIDENTIAL RATES		Users	Avg. Bill		
	Current	13,588	\$25.38 (for 4,000 gallons)		
	Additional	0	\$25.38 (for 4,000 gallons)		
REGIONAL COORDINATION	This project is consistent with regional planning recommendations.				
CASHFLOW	Cash Flow Before Debt Service	Debt Service	Cash Flow After Debt Service	Coverage Ratio	
Audited 2018	4,433,128	1,468,221	2,964,907	3.0	
Audited 2019	2,960,474	1,170,371	1,790,103	2.5	
Audited 2020	3,869,168	1,161,166	2,708,002	3.3	
Projected 2021	4,275,923	1,180,669	3,095,254	3.6	
Projected 2022	4,806,184	1,161,449	3,644,735	4.1	
Projected 2023	5,330,319	1,932,032	3,398,287	2.8	
Projected 2024	5,820,499	1,637,188	4,183,311	3.6	
Projected 2025	5,607,696	1,638,805	3,968,891	3.4	

Reviewer: Sandy Williams  
Date: February 4, 2021  
Loan Number: A19-009 (Increase)

**KENTUCKY INFRASTRUCTURE AUTHORITY  
WASTEWATER REVOLVING LOAN FUND (FUND A)  
CITY OF GEORGETOWN, SCOTT COUNTY  
PROJECT REVIEW  
SX21209012**

**I. PROJECT DESCRIPTION**

The City of Georgetown is requesting a loan increase of \$7,857,216 to loan A19-009 approved on June 18, 2019 in the amount of \$13,542,784 bringing the new loan amount to \$21,400,000. The City received seven (7) bid submissions on the project on 10/29/2020. The low bid amount is above the current KIA-SRF project budget. Additionally, the 319(h) Non-Point Source grant amount going toward construction was reduced to cover 319(h) administration fees. The additional funding is necessary for the project to move forward.

The original project, named the Georgetown/Scott County South Sewer Extension project, remains unchanged. The purpose of this project is to eliminate the untreated sanitary discharges from two package treatment plants and remove major point sources of pollution to the Cane Run Creek and Cane Run Watershed thus improving the public health of the region. It will provide adequate sanitary sewer service to approximately 500 mobile home units (around 320 are currently occupied) with the Ponderosa and Spindletop mobile home parks (MHPs) by replacing all leaking collector sewers within the two MHPs and extending a gravity interceptor (approximately 17,000 LF) to a new pump station where the flows will be conveyed into Georgetown Municipal Water and Sewer Service (GMWSS) collection system. Once the two MHPs are fully connected to the new gravity collection system and pump station, the two existing package treatment plants, Ponderosa and Spindletop, will be decommissioned and demolished. The mobile home park collection systems will also undergo rehab and replacement of approximately 17,000 LF of collector sewers and various manholes as determined necessary. The gravity interceptor route will also provide sanitary sewer service for an area previously unserved. Both of the mobile home parks will be served by master meters billed to the owners of the parks with associated treatment and project costs being passed on to residents as part of their lot rent.

Georgetown Municipal Water and Sewer Service currently serves approximately 13,588 residential, commercial, and industrial customers in the City of Georgetown and Scott County.

## II. PROJECT BUDGET

	<b>Total</b>
Administrative Expenses	\$ 156,218
Legal Expenses	22,000
Land, Easements	255,000
Planning	93,884
Engineering Fees - Design	1,152,200
Engineering Fees - Construction	230,034
Engineering Fees - Inspection	358,934
Engineering Fees - Other	206,900
Construction	19,207,712
Contingency	2,517,118
<b>Total</b>	<b>\$ 24,200,000</b>

## III. PROJECT FUNDING

	<b>Amount</b>	<b>%</b>
Fund A Loan	\$ 21,400,000	88%
HB 265 Non-Coal Grant	1,075,000	5%
319 Non-Point Source Grant	750,000	3%
Scott County	250,000	1%
LFUCG	475,000	2%
City of Georgetown	250,000	1%
<b>Total</b>	<b>\$ 24,200,000</b>	<b>100%</b>

## IV. KIA DEBT SERVICE

Construction Loan	\$ 21,400,000
Less: Principal Forgiveness	\$ 1,000,000
Amortized Loan Amount	\$ 20,400,000
Interest Rate	0.50%
Loan Term (Years)	30
Estimated Annual Debt Service	\$ 733,123
Administrative Fee (0.20%)	40,800
<b>Total Estimated Annual Debt Service</b>	<b>\$ 773,923</b>

## V. PROJECT SCHEDULE

Bid Opening:	October 2020
Construction Start:	May 2021
Construction Stop:	May 2023

## VI. CUSTOMER COMPOSITION AND RATE STRUCTURE

### A) Customers

	<b>Current</b>
Residential	12,204
Commercial	1,373
Industrial	11
Total	13,588

### B) Rates

<b>Sewer</b>	<b>Current</b>	<b>Prior</b>	<b>Prior</b>
Date of Last Rate Increase	7/1/20	11/15/07	05/15/04
Minimum (incl. 2,000 Gallons)	\$ 11.02	\$ 7.82	\$ 7.11
All Over 2,000 Gallons	7.18	5.58	5.07
<b>Cost for 4,000 gallons<sup>1</sup></b>	<b>\$ 25.38</b>	<b>\$ 18.98</b>	<b>\$ 17.25</b>
Increase %	33.7%	10.0%	
Affordability Index (Rate/MHI) <sup>2</sup>	0.5%	0.4%	

<b>Water</b>	<b>Current</b>	<b>Prior</b>	<b>Prior</b>
Date of Last Rate Increase	7/1/20	11/15/07	05/15/04
Minimum (incl. 2,000 Gallons)	\$ 11.77	\$ 8.54	\$ 7.76
All Over 2,000 Gallons	6.41	4.80	4.36
<b>Cost for 4,000 gallons<sup>1</sup></b>	<b>\$ 24.59</b>	<b>\$ 18.14</b>	<b>\$ 16.48</b>
Increase %	35.6%	10.1%	
Affordability Index (Rate/MHI) <sup>2</sup>	0.5%	0.4%	

<sup>1</sup> Rates stated here do not necessarily reflect anticipated rates for the entire project area as both MHPs will be served by master meters billed to the Spindletop and Ponderosa MHP property owners and passed through to residents.

<sup>2</sup> Please note the Affordability Index calculated here is for the City of Georgetown's Median Household Income as identified in WRIS, not for this specific project area, which received Disadvantaged Community Status via an Income Survey approved by KIA Staff.

## **VII. DEMOGRAPHICS**

Based on current Census data from the American Community Survey 5-Year Estimate 2012-2016, the Utility's service area population was 28,325 with a Median Household Income (MHI) of \$60,705. However, this project received Disadvantaged Community Status after completing an Income Survey of the project area. There were 199 surveys completed of which 180 identified a household income below \$35,849 or 80% of Kentucky's median household income level (\$44,811). Because of this, the project will qualify for a 0.5% interest rate, a 30 year loan term, and \$1 million in principal forgiveness.

## **VIII. 2018 CAPITALIZATION GRANT EQUIVALENCIES**

- 1) Green Project Reserve - This project does not qualify for Green Project Reserve (GPR) funding.
- 2) Additional Subsidization – This project qualifies for additional subsidization. Principal forgiveness of 50% of the assistance amount, not to exceed \$1,000,000, will be credited to the loan balance upon release of liens on all contracts and disbursement of the final draw request by KIA to the borrower.

## **IX. FINANCIAL ANALYSIS**

Financial information was obtained from the audited financial statements for the years ended June 30, 2018 through June 30, 2020. The non-cash impact of GASB 68, Accounting and Financial Reporting for Pensions, and GASB 75, Accounting and Financial Reporting for Postemployment Benefits Other Than Pensions, have been removed from fiscal 2018-2020 operating expenses. Percentage references in the History section below are based on whole dollar amounts and not the rounded amounts presented.

### **HISTORY**

Total water and sewer revenues have increased 6.1% from \$12.5 million in 2018 to \$13.3 million in 2020 largely due to Georgetown's continued population growth and enacted rate increases. Water revenues as of 2020 contribute approximately \$5.45 million to the total while sewer revenues contribute approximately \$5.43 million. Total operating expenses for both water and sewer increased approximately 16.6% from \$8.1 million in 2018 to \$9.4 million in 2020 mostly due to inflation. Cash flow before debt service was \$4.4 million in 2018, \$2.96 million in 2019, and \$3.9 million in 2020. The debt coverage ratio was 3.0, 2.5, and 3.3 from 2018-2020, respectively.

The 2020 balance sheet reflects a current ratio of 0.9, a debt to equity ratio of 0.3, 44 days sales in accounts receivable, and 0.7 months operating expenses in unrestricted cash.



## PROJECTIONS

Projections are based on the following assumptions:

- 1) Water revenues are anticipated to increase 7.5% in 2021 and sewer revenues are anticipated to increase 9.6% as a result of previously enacted rate increases. Beginning in 2022 and going through 2024 water revenues will increase approximately 6% annually and sewer revenues will increase approximately 5% annually. Revenues in 2025 will remain flat.
- 2) Expenses will increase 6% in 2021. Beginning in 2022 expenses will increase 2% annually for inflation.
- 3) Debt service coverage is 2.8 in 2023 when full principal and interest repayments begin.

Based on the pro forma assumptions, the utility shows adequate cash flow to repay the KIA Fund A loan.

## REPLACEMENT RESERVE

The replacement reserve will be 5% (\$1,070,000 total) of the final amount borrowed (prior to principal forgiveness, if any) to be funded annually (\$53,500 yearly) each December 1 for 20 years and maintained for the life of the loan.

## X. DEBT OBLIGATIONS

	<b>Outstanding</b>	<b>Maturity</b>
Revenue Bond Series 2013A	\$ 3,420,000	2033
Revenue Bond Series 2013B	835,000	2023
Revenue Bond Series 2018A	3,537,000	2027
Bank LOC and BANs	1,336,651	2022
<b>Total</b>	<b>\$ 9,128,651</b>	

## XI. CONTACTS

<b>Legal Applicant</b>	
Entity Name	City of Georgetown
Authorized Official	Tom Prather (Mayor)
County	Scott
Email	tom.prather@georgetownky.gov
Phone	502-863-9800
Address	100 N Court St Georgetown, KY 40324

**Applicant Contact**

Name	Chase Azevedo
Organization	Georgetown Municipal Water & Sewer Service
Email	cazevedo@gmwss.com
Phone	502-863-7816
Address	100 W Main St. Georgetown, KY 40324

**Project Administrator**

Name	Karyn Leverenz
Organization	Bluegrass Area Development District
Email	kleverenz@bgadd.org
Phone	859-269-8021
Address	699 Perimeter Dr. Lexington, KY 40517

**Consulting Engineer**

PE Name	Kurt Zehnder
Firm Name	Hazen and Sawyer
Email	kzehnder@hazenandsawyer.com
Phone	859-219-1126
Address	230 Lexington Green Cir, Ste. 520 Lexington, KY 40503

**XII. RECOMMENDATIONS**

KIA staff recommends approval of the loan with the standard conditions.

**CITY OF GEORGETOWN**  
**FINANCIAL SUMMARY (JUNE YEAR END)**

**Balance Sheet**

	Audited 2018	Audited 2019	Audited 2020	Projected 2021	Projected 2022	Projected 2023	Projected 2024	Projected 2025
<b>Assets</b>								
Current Assets	1,940,782	1,864,215	2,210,078	2,637,021	3,089,495	3,517,124	4,739,055	4,952,144
Other Assets	95,845,628	99,428,720	101,105,154	110,382,096	120,555,114	118,686,035	116,858,084	115,853,578
Total	97,786,410	101,292,935	103,315,232	113,019,117	123,644,609	122,203,159	121,597,138	120,805,722

**Liabilities & Equity**

Current Liabilities	2,051,394	2,918,405	2,350,657	2,329,612	2,354,012	2,088,412	2,111,912	1,929,612
Long Term Liabilities	19,114,682	19,232,289	20,540,241	25,726,741	34,388,223	33,595,821	32,669,570	32,194,662
Total Liabilities	21,166,076	22,150,694	22,890,898	28,056,353	36,742,235	35,684,233	34,781,482	34,124,274
Net Assets	76,620,334	79,142,241	80,424,334	84,962,764	86,902,374	86,518,926	86,815,656	86,681,447

**Cash Flow**

Revenues	12,535,831	11,846,092	13,304,036	14,278,325	15,009,115	15,737,789	16,490,099	16,490,099
Operating Expenses	8,112,625	8,909,656	9,458,906	10,026,440	10,226,969	10,431,508	10,693,638	10,906,441
Other Income	9,922	24,038	24,038	24,038	24,038	24,038	24,038	24,038
Cash Flow Before Debt Service	4,433,128	2,960,474	3,869,168	4,275,923	4,806,184	5,330,319	5,820,499	5,607,696

**Debt Service**

Existing Debt Service	1,468,221	1,170,371	1,161,166	1,180,669	1,161,449	1,158,109	1,637,188	1,638,805
Proposed KIA Loan	0	0	0	0	0	773,923	773,923	773,923
Total Debt Service	1,468,221	1,170,371	1,161,166	1,180,669	1,161,449	1,932,032	2,411,111	2,412,728
Cash Flow After Debt Service	2,964,907	1,790,103	2,708,002	3,095,254	3,644,735	3,398,287	4,183,311	3,968,891

**Ratios**

Current Ratio	0.9	0.6	0.9	1.1	1.3	1.7	2.2	2.6
Debt to Equity	0.3	0.3	0.3	0.3	0.4	0.4	0.4	0.4
Days Sales in Accounts Receivable	37.9	44.5	44.0	44.0	44.0	44.0	44.0	44.0
Months Operating Expenses in Unrestricted Cash	0.8	0.5	0.7	1.1	1.5	1.8	2.3	2.7
Debt Coverage Ratio	3.0	2.5	3.3	3.6	4.1	2.8	3.6	3.4

Page Left Blank  
for 2 Sided Printing

**A  
T  
T  
A  
C  
H  
M  
E  
N  
T**

**I.B.2.**

Page Left Blank  
for 2 Sided Printing

**A RESOLUTION AND ORDER OF THE BOARD OF DIRECTORS OF THE KENTUCKY INFRASTRUCTURE AUTHORITY AUTHORIZING AN AMENDMENT TO THE CONDITIONAL COMMITMENT FOR A FEDERALLY ASSISTED CLEAN WATER REVOLVING FUND A LOAN (A19-050) INCREASE FOR AN AMOUNT UP TO \$3,000,000 TO THE CITY OF RICHMOND, MADISON COUNTY, KENTUCKY**

**WHEREAS**, the Kentucky Infrastructure Authority (the "Authority") has been duly created as a body corporate and politic constituting a public corporation and a governmental agency of the Commonwealth of Kentucky pursuant to Chapter 224A of the Kentucky Revised Statutes (the "Act"); and

**WHEREAS**, pursuant to the Act, the Authority is duly and legally authorized to make loans to Governmental Agencies for the purpose of providing funds for the construction and acquisition of sanitary sewer facilities, water facilities or other types of infrastructure, and in that regard, to enter into Assistance Agreements with such Governmental Agencies governing the provisions in respect of which such loans are to be made, the amounts thereof and the repayment provisions in respect thereto; and

**WHEREAS**, the Authority previously approved a Federally Assisted Clean Water Revolving Fund Loan (A19-050) to the City of Richmond on April 4, 2019 in the amount of \$10,142,000 and the City of Richmond has requested to increase loan A19-050 by \$3,000,000; and

**WHEREAS**, the Authority anticipates entering into an Assistance Agreement for a loan from the Authority's Federally Assisted Clean Water Revolving Loan Program (Fund A) with the City of Richmond, subject to final determination of amount when the factors involving such financing have been determined; and

**WHEREAS**, the Authority will, in the near future, authorize and issue a series of Infrastructure Authority Revenue Bonds for the purpose of funding loans to various governmental agencies, such series of Bonds to be known as Kentucky Infrastructure Authority Revenue Bonds with the appropriate Series designation; and

**WHEREAS**, the Authority wishes to establish terms and conditions on said Fund A loans prior to the issuance of Authority Revenue Bonds and recognizes that additional planning and design of the financed projects are required.

**NOW, THEREFORE, THE KENTUCKY INFRASTRUCTURE AUTHORITY, ACTING BY AND THROUGH ITS BOARD OF DIRECTORS AS ITS DULY AUTHORIZED AND EMPOWERED GOVERNING BODY, DOES HEREBY RESOLVE AND ORDER, AS FOLLOWS:**

Section 1. All statements of fact set forth in the preambles to this Resolution and Order are incorporated herein by reference, the same as if set forth verbatim. All such

statements of fact are hereby declared to be true and accurate in all material respects.

Section 2. The Authority hereby authorizes the Amendment of a conditional Federally Assisted Clean Water Revolving Fund loan increasing the amount up to \$13,142,000 of project expense including capitalized interest for the construction period, to the City of Richmond for the Silver Creek Outfall Sewer Phase 1 Project. Such amounts are subject to adjustment by further action of the Authority or may be adjusted by action of the Executive Director at the time of the issuance of bonds based on adjustment in project costs of not more than (10%) ten percent of the loan amount authorized by this resolution. Upon satisfaction of all conditions of the commitment, execution of an assistance agreement for this loan is authorized.

Section 3. Principal forgiveness of up to 50% of the assistance amount, not to exceed \$660,000 will be credited to the loan balance upon release of liens on all contracts and disbursement of the final draw request by KIA to the borrower. The unforgiven principal balance of \$12,482,000 shall be repaid

Section 4. The unforgiven principal shall be repayable over 20 years at an interest rate of 0.5%. In addition to debt service, a 0.20% annual administration fee on the unpaid loan balance will be charged. From annual revenues, \$32,900 must be set aside in a borrower held replacement reserve each December 1 until the balance reaches \$658,000 and maintained for the life of the loan. These terms are subject to adjustment upon execution of the loan agreement, upon changes in the project conditions or determination that the project will require authority financing to be done on a taxable basis.

Section 5. This Resolution and Order shall be in full force and effect from and after its adoption at a properly held meeting of the Kentucky Infrastructure Authority this 4th day of February, 2021.

---

DENNIS KEENE, CHAIR  
KENTUCKY INFRASTRUCTURE AUTHORITY

ATTEST:

---

MARGARET F. LINK, SECRETARY  
KENTUCKY INFRASTRUCTURE AUTHORITY

REVIEWED BY:

---

MATTHEW STEPHENS, GENERAL COUNSEL  
DEPARTMENT FOR LOCAL GOVERNMENT



ANDY BESHEAR  
GOVERNOR



REBECCA W. GOODMAN  
SECRETARY

**ENERGY AND ENVIRONMENT CABINET**  
**DEPARTMENT FOR ENVIRONMENTAL PROTECTION**

ANTHONY R. HATTON  
COMMISSIONER

300 SOWER BOULEVARD  
FRANKFORT, KENTUCKY 40601

January 15, 2021

Sandy Williams, Deputy Executive Director  
Kentucky Infrastructure Authority  
100 Airport Road, 3<sup>rd</sup> Floor  
Frankfort, Kentucky 40601

Re: A19-050  
Richmond Silver Creek WWTP--2855  
Activity ID: FGL20190003  
Project Name: Silver Creek Outfall Sewer Phase 1

Dear Mrs. Williams:

The Division of Water (DOW) hereby certifies that the City of Richmond is eligible to receive a \$3,000,000.00 loan increase from the Clean Water State Revolving Fund, which will bring the total loan amount to \$13,142,000.00. The DOW certifies that the project scope is consistent with the scope that was used to rank the project on the Intended Use Plan-Project Priority List.

The City of Richmond's status relative to the Clean Water State Revolving Fund General Conditions is provided below:

1. Project specific environmental information was approved by DOW on December 1, 2017.
2. Plans and specifications were approved by DOW on January 31, 2020.
3. Construction bids were opened on October 8, 2020 (Contract #1) and November 5, 2020 (Contract #2).

The DOW will issue a final project certification prior to authorizing the loan agreement. If you have any questions concerning this letter, please contact Joel Murphy, Project Manager, at (502) 782-7024.

Sincerely,

A handwritten signature in black ink, appearing to read "Paul Miller".

Paul Miller, P.E.  
Director, Division of Water

PM/JB;jjm

c: Robert Blythe, City of Richmond  
David Schrader, Bell Engineering  
Scott Althaus, Richmond Water Sewer and Gas

<b>EXECUTIVE SUMMARY</b> <b>KENTUCKY INFRASTRUCTURE AUTHORITY</b> <b>FUND A, FEDERALLY ASSISTED WASTEWATER</b> <b>REVOLVING LOAN FUND</b>		Reviewer Date KIA Loan Number WRIS Number	Sarah Parsley February 4, 2021 A19-050 (Increase) SX21151054		
BORROWER		CITY OF RICHMOND MADISON COUNTY			
BRIEF DESCRIPTION					
The City of Richmond is requesting a \$3,000,000 loan increase due to bids coming in higher than expected, making the total loan amount \$13,142,000. The original project addresses capacity issues within the Silver Creek sewer shed and three sanitary sewer overflows (SSO's) within the TC-15 sub-basin of the Silver Creek sewer shed as well as provide additional capacity for future growth. This is being accomplished by constructing a new 1,500 gpm pump station at Silver Creek WWTP and pumping flows through 14,500 lf of 16 – inch PVC force main to 3,500 lf of 30 – inch and 11,500 lf of 24 – inch gravity sewer. This new gravity sewer will collect flows from 2,550 lf of 12 – inch and 1,500 lf of 15 – inch gravity sewers within the TC-15 sewer basin and discharge flows to the Wilgreen pump station. A new parallel 12 – inch force main will increase capacity at the pump station to handle the new flows from Taylor Fork.					
PROJECT FINANCING		PROJECT BUDGET		RD Fee %    Actual %	
Fund A Loan	\$13,142,000	Administrative Expenses		\$25,000	
Local Funds	382,021	Legal Expenses		50,000	
	-	Land, Easements		100,000	
		Planning		50,000	
		Eng - Design / Const	6.4%	5.9%	710,000
		Eng - Insp	3.0%	3.8%	455,000
	-	Eng - Other			70,000
	-	Construction			10,967,292
	-	Contingency			1,096,729
TOTAL	\$13,524,021	TOTAL			\$13,524,021
REPAYMENT	Rate Term	0.50% 20 Years	Est. Annual Payment 1st Payment		\$681,568 6 Mo. after first draw
PROFESSIONAL SERVICES	Engineer Bond Counsel	Bell Engineering Rubin & Hays			
PROJECT SCHEDULE	Bid Opening Construction Start Construction Stop	Oct-20 Feb-21 Feb-22			
DEBT PER CUSTOMER	Existing Proposed	\$4,623 \$4,880			
OTHER DEBT	See Attached				
OTHER STATE-FUNDED PROJECTS LAST 5 YRS	See Attached				
RESIDENTIAL RATES		Users	Avg. Bill		
	Current	11,778	\$47.17 (for 4,000 gallons)		
	Additional	0	\$47.17 (for 4,000 gallons)		
REGIONAL COORDINATION    This project is consistent with regional planning recommendations.					
CASHFLOW	Cash Flow Before Debt Service	Debt Service	Cash Flow After Debt Service	Coverage Ratio	
Audited 2018	10,337,798	5,783,370	4,554,428	1.8	
Audited 2019	11,230,674	5,862,993	5,367,681	1.9	
Audited 2020	10,575,877	5,657,053	4,918,824	1.9	
Projected 2021	9,366,964	5,549,574	3,817,390	1.7	
Projected 2022	9,542,798	5,403,070	4,139,728	1.8	
Projected 2023	9,688,941	6,075,024	3,613,917	1.6	
Projected 2024	9,871,565	6,074,705	3,796,860	1.6	
Projected 2025	10,057,842	6,063,387	3,994,455	1.7	

Reviewer: Sarah Parsley  
Date: February 4, 2021  
Loan Number: A19-050

**KENTUCKY INFRASTRUCTURE AUTHORITY  
WASTEWATER REVOLVING LOAN FUND (FUND A)  
CITY OF RICHMOND, MADISON COUNTY  
PROJECT REVIEW  
SX21151054**

**I. PROJECT DESCRIPTION**

The City of Richmond is requesting a Fund A loan increase in the amount of \$3,000,000, making the total loan amount \$13,142,000 for the Silver Creek Outfall Sewer Phase 1 project. This increase request is due to bids coming in higher than originally expected. The purpose of this project is to eliminate known overflows and provide additional capacity in the collection system for future growth. In 2009, soon after the construction of the Otter Creek Waste Water Treatment Plant (WWTP), two existing WWTP's (Dreaming Creek and Tates Creek) were taken off-line with flows directed to this new large WWTP. The other large WWTP (Silver Creek), was built in the summer of 1999 to treat waste generated on the south side of Richmond, primarily the area along Duncannon Road and the new industrial park. This project will eliminate this Kentucky Pollutant Discharge Elimination System (KPDES) permit and convey flows through the existing conveyance system to the Otter Creek WWTP.

Division A - Silver Creek WWTP to Existing Pavilion Force Main

The existing Silver Creek WWTP will be used as an equalization basin to store wet weather flows. A new 1,500 gallon per minute (gpm) pump station will be built at the Silver Creek WWTP site along with 14,500 linear feet (lf) of 16 - inch force main that will discharge into an existing 14 - inch force main for approximately 10,500 lf to a point of discharge at the existing Pavilion pump station. The Pavilion pump station will be de-commissioned and all flows will be diverted to the new Taylor Fork gravity Sewer (Division B).

Division B – Taylor Fork Gravity Sewer

Flows from the Silver Creek and Pavilion pump stations will be diverted to approximately 3,500 lf of 30 inch, 11,500 lf of 24 inch gravity sewer and approximately 49 manholes along Taylor Fork. This line will discharge into the existing Wilgreen pump station on the west side of Interstate 75.

Division C – TC-15 Collector Sewers

The TC15 drainage basin of the Richmond Utilities Sanitary Sewer Collection System is subject to frequent wet weather induced overflows at three primary locations: TC15-

M4- 11, TC15-M8-18, and TC15-M10-3. This division of the project will replace approximately 1,500 lf of 15 inch and 2,550 lf of 12 inch gravity sewer along with 25 manhole replacements.

#### Division D – Wilgreen Parallel Force Main

The existing Wilgreen pump station is capable of pumping a peak flow of approximately 2,500 gpm through the existing 12 inch force main. This project will extend a second 12 inch force main parallel to the existing force main for approximately 4,900 lf. The new force main will add approximately 1,100 gpm of peak capacity to the Wilgreen pump station for a total peak flow of 3,600 gpm.

Richmond Water, Gas, and Sewerage Works provides sanitary sewer service to almost 12,000 residential, commercial, and industrial customers in Madison County.

## **II. PROJECT BUDGET**

	<b>Total</b>
Administrative Expenses	\$ 25,000
Legal Expenses	50,000
Land, Easements	100,000
Planning	50,000
Engineering Fees - Design	560,000
Engineering Fees - Construction	150,000
Engineering Fees - Inspection	455,000
Engineering Fees - Other	70,000
Construction	10,967,292
Contingency	1,096,729
<b>Total</b>	<b>\$ 13,524,021</b>

## **III. PROJECT FUNDING**

	Amount	%
Fund A Loan	\$13,142,000	97%
Local Funds	382,021	3%
<b>Total</b>	<b>\$13,524,021</b>	<b>100%</b>

#### IV. KIA DEBT SERVICE

Construction Loan	\$ 13,142,000
Less: Principal Forgiveness	660,000
Amortized Loan Amount	\$ 12,482,000
Interest Rate	0.50%
Loan Term (Years)	20
Estimated Annual Debt Service	\$ 656,604
Administrative Fee (0.20%)	24,964
<b>Total Estimated Annual Debt Service</b>	<b>\$ 681,568</b>

#### V. PROJECT SCHEDULE

Bid Opening	October 2020
Construction Start	February 2021
Construction Stop	February 2022

#### VI. CUSTOMER COMPOSITION AND RATE STRUCTURE

##### A) Customers

	<u>Current</u>
Residential	10,586
Commercial	1,167
Industrial	25
<b>Total</b>	<b>11,778</b>

##### B) Rates

<b>Sewer</b>	<b>Inside City</b>		<b>Outside City</b>	
	Current	Prior	Current	Prior
Date of Last Rate Increase	07/01/20	07/01/19	07/01/18	07/01/17
First 300 CF (min. bill)	\$27.64	\$27.15	\$55.28	\$54.30
Next 400 CF (per 100 CF)	8.32	8.17	16.63	16.34
Next 5,000 CF (per 100 CF)	7.51	7.38	15.07	14.80
Next 5,000 CF (per 100 CF)	6.72	6.60	13.40	13.16
<b>Cost for 4,000 gallons</b>	<b>\$47.17</b>	<b>\$46.33</b>	<b>\$94.31</b>	<b>\$92.65</b>
Increase %	1.8%		1.8%	
Affordability Index (Rate/MHI)	1.7%		3.4%	

<b>Water</b>	<b>Inside City</b>		<b>Outside City</b>	
	Current	Prior	Current	Prior
Date of Last Rate Increase	07/01/20	07/01/20	07/01/20	07/01/19
First 300 CF (min. bill)	\$11.59	\$11.39	\$14.67	\$14.41
Next 400 CF (per 100 CF)	3.45	3.39	4.36	4.28
Next 5,000 CF (per 100 CF)	3.41	3.35	3.96	3.89
Next 5,000 CF (per 100 CF)	2.57	2.52	3.30	3.24
<b>Cost for 4,000 gallons</b>	<b>\$19.69</b>	<b>\$19.35</b>	<b>\$24.90</b>	<b>\$24.46</b>
Increase %	1.8%		1.8%	
Affordability Index (Rate/MHI)	0.7%		0.9%	

The Utility adjusts both water and sewer rates annually for inflation based on the Consumer Price Index for all Urban Consumers (CPI-U).

## **VII. DEMOGRAPHICS**

Based on current Census data from the American Community Survey 5-Year Estimate 2012-2016, the Utility's service area population was 32,243 with a Median Household Income (MHI) of \$34,112. The median household income for the Commonwealth is \$44,811. The project will qualify for a 0.50% interest rate based on MHI.

## **VIII. 2018 CAPITALIZATION GRANT EQUIVALENCIES**

- 1) Green Project Reserve - This project does not qualify for Green Project Reserve (GPR) funding.
- 2) Additional Subsidization – This project qualifies for additional subsidization. Principal forgiveness of approximately 6.5% of the assistance amount, not to exceed \$660,000 will be credited to the loan balance upon release of liens on all contracts and disbursement of the final draw request by KIA to the borrower.

## **IX. FINANCIAL ANALYSIS**

Financial information was obtained from the audited financial statements for Richmond Water, Gas, and Sewerage Works the years ended June 30, 2018 through June 30, 2020. The balance sheet and income statement include water, sewer, and gas operations. The non-cash impact of GASB 68, Accounting and Financial Reporting for Pensions, and GASB 75, Accounting and Financial Reporting for Postemployment Benefits Other Than Pensions has been removed from fiscal 2018-2020 operating expense totals. Percentage references in the History section below are based on whole dollar amounts and not the rounded amounts presented.

## **HISTORY**

Total revenues for water, sewer, and gas increased 1.5% from \$20.1 million in 2018 to \$20.4 million in 2020 while total operating expenses increased 4.7% from \$16.5 million to \$17.3 million during the same time period. Sewer revenues increased 4.7% from \$9.8 million to \$10.3 million from 2018-2020 and sewer expenses increased 13% from \$3.8 million to \$4.3 million. The increase in sewer operating expenses was due to increased maintenance and repairs on the plant and increased flows due to wet seasons. Water revenues increased 4.1% from \$7.1 million to \$7.4 million and water expenses increased 6% from \$4.6 million to \$4.8 million during the same time period. Gas revenues decreased 13.2% from \$3M to \$2.6M and expenses decreased 1% from \$3.28M to \$3.25.

The 2020 balance sheet reflects a 2.9 current ratio, a 0.7 debt to equity ratio, 49.9 days sales in accounts receivable and 10.3 months operating expenses in unrestricted cash. The debt coverage ratio from 2018-2020 was 1.8, 1.9, and 1.1, respectively.

## PROJECTIONS

Projections are based on the following assumptions:

- 1) Water and sewer revenues will increase approximately 2% annually for both growth and inflation adjustments via the City's CPI clause.
- 2) Expenses will increase 2% annually for inflation.
- 3) Debt service coverage is 1.6 in 2023 when full principal and interest repayments begin.

Based on the pro forma assumptions, the utility shows adequate cash flow to repay the KIA Fund A loan.

## REPLACEMENT RESERVE

The replacement reserve will be 5% (\$658,000 total) of the final amount borrowed (prior to principal forgiveness, if any) to be funded annually (\$32,900 yearly) each December 1 for 20 years and maintained for the life of the loan.

## X. DEBT OBLIGATIONS

	<u>Outstanding</u>	<u>Maturity</u>
2010 B Revenue Bonds	\$ 132,167	2021
2010 Revenue Bonds	1,285,000	2030
2013 Revenue Bonds	3,040,000	2025
2016 Revenue Bonds	1,620,000	2027
2019 Revenue Bonds	3,824,100	2028
KIA Loan (F07-03)	1,798,020	2028
KIA Loan (A07-07)	42,035,466	2033
KIA Loan (A209-30)	32,920	2030
KIA Loan (C15-002)	833,888	2036
<b>Total</b>	<b>\$ 54,601,561</b>	

## **XI. CONTACTS**

### **Legal Applicant**

Entity Name	City of Richmond
Authorized Official	Robert Blythe (Mayor)
County	Madison
Email	rblythe@richmond.ky.us
Phone	859-661-0289
Address	PO Box 250 Richmond, KY 40475

### **Applicant Contact**

Name	Scott Althausen
Organization	Richmond Water, Gas, and Sewerage Works
Email	salthausen@richmondutilities.com
Phone	859-623-2323
Address	300 Hallie Irvine St Richmond, KY 40476

### **Project Administrator / Consulting Engineer**

Name	David Schrader
Organization	Bell Engineering
Email	dschrader@hkbell.com
Phone	859-278-5412
Address	2480 Fortune Drive, Suite 350 Lexington, KY 40509

## **XII. RECOMMENDATIONS**

KIA staff recommends approval of the loan with the standard conditions.



**CITY OF RICHMOND**  
**FINANCIAL SUMMARY (JUNE YEAR END)**

	<b>Audited 2018</b>	<b>Audited 2019</b>	<b>Audited 2020</b>	<b>Projected 2021</b>	<b>Projected 2022</b>	<b>Projected 2023</b>	<b>Projected 2024</b>	<b>Projected 2025</b>
<b>Balance Sheet</b>								
<b>Assets</b>								
Current Assets	12,415,706	15,609,835	17,412,664	17,669,726	18,133,099	18,544,891	18,975,977	19,427,822
Other Assets	148,839,182	144,613,504	142,776,673	138,358,978	149,618,530	146,542,731	143,631,580	140,898,264
Total	161,254,888	160,223,339	160,189,337	156,028,704	167,751,629	165,087,621	162,607,556	160,326,086
<b>Liabilities &amp; Equity</b>								
Current Liabilities	6,285,982	6,664,438	6,029,381	5,950,478	6,019,159	6,098,304	6,168,215	6,236,099
Long Term Liabilities	70,717,849	65,763,370	62,414,975	45,389,685	53,136,524	48,329,918	43,461,301	38,532,800
Total Liabilities	77,003,831	72,427,808	68,444,356	51,340,163	59,155,683	54,428,222	49,629,516	44,768,899
Net Assets	84,251,057	87,795,531	91,744,981	104,688,541	108,595,946	110,659,399	112,978,040	115,557,187
<b>Cash Flow</b>								
Revenues	20,106,913	20,700,147	20,416,393	20,770,523	21,131,737	21,500,174	21,875,980	22,259,302
Operating Expenses	10,873,618	10,704,285	11,283,350	12,846,393	13,031,773	13,254,067	13,447,249	13,644,294
Other Income	1,104,503	1,234,812	1,442,834	1,442,834	1,442,834	1,442,834	1,442,834	1,442,834
Cash Flow Before Debt Service	10,337,798	11,230,674	10,575,877	9,366,964	9,542,798	9,688,941	9,871,565	10,057,842
<b>Debt Service</b>								
Existing Debt Service	5,783,370	5,862,993	5,657,053	5,549,574	5,403,070	5,393,456	5,393,137	5,381,819
Proposed KIA Loan	0	0	0	0	0	681,568	681,568	681,568
Total Debt Service	5,783,370	5,862,993	5,657,053	5,549,574	5,403,070	6,075,024	6,074,705	6,063,387
Cash Flow After Debt Service	4,554,428	5,367,681	4,918,824	3,817,390	4,139,728	3,613,917	3,796,860	3,994,455
<b>Ratios</b>								
Current Ratio	2.0	2.3	2.9	3.0	3.0	3.0	3.1	3.1
Debt to Equity	0.9	0.8	0.7	0.5	0.5	0.5	0.4	0.4
Days Sales in Accounts Receivable	56.2	54.5	49.9	49.9	49.9	49.9	49.9	49.9
Months Operating Expenses in Unrestricted Cash	11.2	9.0	10.3	10.5	10.9	11.1	11.3	11.6
Debt Coverage Ratio	1.8	1.9	1.9	1.7	1.8	1.6	1.6	1.7

Page Left Blank  
for 2 Sided Printing

**A  
T  
T  
A  
C  
H  
M  
E  
N  
T**

**I.B.3.**

Page Left Blank  
for 2 Sided Printing

**A RESOLUTION AND ORDER OF THE BOARD OF DIRECTORS OF THE KENTUCKY INFRASTRUCTURE AUTHORITY AUTHORIZING ISSUANCE OF A CONDITIONAL COMMITMENT FOR A FEDERALLY ASSISTED CLEAN WATER REVOLVING FUND LOAN (A20-030) FOR AN AMOUNT UP TO \$1,017,000 TO THE CITY OF JACKSON, BREATHITT COUNTY, KENTUCKY**

**WHEREAS**, the Kentucky Infrastructure Authority (the "Authority") has been duly created as a body corporate and politic constituting a public corporation and a governmental agency of the Commonwealth of Kentucky pursuant to Chapter 224A of the Kentucky Revised Statutes (the "Act"); and

**WHEREAS**, pursuant to the Act, the Authority is duly and legally authorized to make loans to Governmental Agencies for the purpose of providing funds for the construction and acquisition of sanitary sewer facilities, water facilities or other types of infrastructure, and in that regard, to enter into Assistance Agreements with such Governmental Agencies governing the provisions in respect of which such loans are to be made, the amounts thereof and the repayment provisions in respect thereto; and

**WHEREAS**, the Authority anticipates entering into an Assistance Agreement for a loan from the Authority's Federally Assisted Clean Water Revolving Loan Program (Fund A) with the city of Jackson, subject to final determination of amount when the factors involving such financing have been determined; and

**WHEREAS**, the Authority will, in the near future, authorize and issue a series of Infrastructure Authority Revenue Bonds for the purpose of funding loans to various governmental agencies, such series of Bonds to be known as Kentucky Infrastructure Authority Revenue Bonds with the appropriate Series designation; and

**WHEREAS**, the Authority wishes to establish terms and conditions on said Fund A loans prior to the issuance of Authority Revenue Bonds and recognizes that additional planning and design of the financed projects are required.

**NOW, THEREFORE, THE KENTUCKY INFRASTRUCTURE AUTHORITY, ACTING BY AND THROUGH ITS BOARD OF DIRECTORS AS ITS DULY AUTHORIZED AND EMPOWERED GOVERNING BODY, DOES HEREBY RESOLVE AND ORDER, AS FOLLOWS:**

Section 1. All statements of fact set forth in the preambles to this Resolution and Order are incorporated herein by reference, the same as if set forth verbatim. All such statements of fact are hereby declared to be true and accurate in all material respects.

Section 2. The Authority hereby authorizes the issuance of a conditional Federally Assisted Clean Water Revolving Fund loan for an amount up to \$1,017,000 of project expense including capitalized interest for the construction period, to the city of Jackson for the Jackson Sewer Rehabilitation project. Such amounts are subject to adjustment

by further action of the Authority or may be adjusted by action of the Executive Director at the time of the issuance of bonds based on adjustment in project costs of not more than (10%) ten percent of the loan amount authorized by this resolution. Upon satisfaction of all conditions of the commitment, execution of an assistance agreement for this loan is authorized.

Section 3. Principal forgiveness of 50% of the assistance amount, not to exceed \$508,500 will be credited to the loan balance upon release of liens on all contracts and disbursement of the final draw request by KIA to the borrower. The unforgiven principal balance of \$508,500 shall be repaid.

Section 4. The unforgiven principal shall be repayable over 30 years at an interest rate of 0.25%. In addition to debt service, a 0.2% annual administration fee on the unpaid, unforgiven principal balance will be charged. From annual revenues, \$2,500 must be set aside in a borrower held replacement reserve each December 1 until the balance reaches \$50,000 and maintained for the life of the loan. These terms are subject to adjustment upon execution of the loan agreement, upon changes in the project conditions or determination that the project will require authority financing to be done on a taxable basis.

Section 5. This Resolution and Order shall be in full force and effect from and after its adoption at a properly held meeting of the Kentucky Infrastructure Authority this 4th day of February, 2021.

---

DENNIS KEENE, CHAIR  
KENTUCKY INFRASTRUCTURE AUTHORITY

ATTEST:

---

MARGARET F. LINK, SECRETARY  
KENTUCKY INFRASTRUCTURE AUTHORITY

REVIEWED BY:

---

MATTHEW STEPHENS, GENERAL COUNSEL  
DEPARTMENT FOR LOCAL GOVERNMENT

January 22, 2021

Sandy Williams, Deputy Executive Director  
Kentucky Infrastructure Authority  
100 Airport Road, 3<sup>rd</sup> Floor  
Frankfort, Kentucky 40601

Re: A20-030  
Jackson WWTP--410  
Activity ID: FGL20210003

Dear Mrs. Williams:

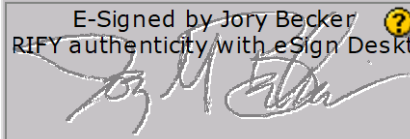
The Division of Water (DOW) hereby certifies that the City of Jackson is eligible to receive \$1,017,000.00 from the Clean Water State Revolving Fund. The DOW certifies that the project scope is consistent with the scope that was used to rank the project on the Intended Use Plan-Project Priority List.

The City of Jackson's status relative to the Clean Water State Revolving Fund General Conditions is provided below:

1. Project specific environmental information is expected to be submitted to DOW on March 1, 2021.
2. Plans and specifications are expected to be submitted to DOW on April 1, 2021.
3. Construction bids are expected to be opened on May 1, 2021.

Upon compliance with the general conditions, the DOW will issue a final project certification prior to authorizing the loan agreement. A preconstruction and project management conference with the DOW must be held prior to commencement of construction. If you have any questions concerning this letter, please contact Amber Vaughn, Project Manager, at (502) 782-7121.

Sincerely,

E-Signed by Jory Becker  
VERIFY authenticity with eSign Desktop  


For:  
Paul Miller, P.E.  
Director, Division of Water

X

PM/JB:av

c: Sarah Parsley, KIA  
Laura W. Thomas, Mayor, City of Jackson  
Jennifer D. McIntosh, Kentucky River ADD  
Paul D. Nesbitt, P.E., Nesbitt Engineering, Inc.





Reviewer: Alex Fisher  
Date: February 4<sup>th</sup>, 2021  
Loan Number: A20-030

**KENTUCKY INFRASTRUCTURE AUTHORITY  
WASTEWATER REVOLVING LOAN FUND (FUND A)  
CITY OF JACKSON, BREATHITT COUNTY  
PROJECT REVIEW  
SX21025009**

**I. PROJECT DESCRIPTION**

The City of Jackson ("City") is requesting a Fund A loan in the amount of \$1,017,000 for the Jackson Sewer Rehabilitation project. The City of Jackson's initial sanitary sewer collection system was installed prior to 1950, with extensions to various areas of the city in the 1970's. The existing sewer system experiences high flows during and after rainfall events. The high flows impair the performance of the wastewater treatment plant resulting in frequent KPDE permit violations. The City knows of problem areas where there are pipe failures that need to be addressed immediately. This project will address both the planning needs for future projects as well as construction of the immediate needs of the collection system. There are two different phases that will be addressed at the same time.

1. The immediate areas that need to be addressed, as funds are available, include but are not limited to:

- A. A 12-inch gravity sewer and manholes that are collapsing along East Main Street
- B. An 8-inch gravity line along Quicksand Road that is collapsing into the North Fork of the Kentucky River due to the riverbank failing. This will need to be relocated as needed or re- laid and strengthened with bank erosion protection.

2. While the design for the above phase is on-going, a study of the sewer system will also be on- going. This will include:

- A. Development of a working map that includes flow line elevations of the sewer lines
- B. Manhole inspections
- C. Flow studies at key points to determine where the most concentrated I/I is located
- D. A report that quantifies the I/I problem and outlines future projects to address the I/I results.

Currently the City of Jackson serves 3,083 residential and over 297 commercial customers.

## II. PROJECT BUDGET

	<b>Total</b>
Administrative Expenses	\$ 36,600
Legal Expenses	5,000
Engineering Fees - Design	54,931
Engineering Fees - Construction	13,733
Engineering Fees - Inspection	45,944
Engineering Fees - Other	54,492
Construction	726,430
Contingency	79,870
<b>Total</b>	<b>\$ 1,017,000</b>

## III. PROJECT FUNDING

	<b>Amount</b>	<b>%</b>
Fund A Loan	\$ 1,017,000	100%
<b>Total</b>	<b>\$ 1,017,000</b>	<b>100%</b>

## IV. KIA DEBT SERVICE

Construction Loan	\$ 1,017,000
Less: Principal Forgiveness	508,500
Amortized Loan Amount	\$ 508,500
Interest Rate	0.50%
Loan Term (Years)	30
Estimated Annual Debt Service	\$ 18,274
Administrative Fee (0.20%)	1,017
<b>Total Estimated Annual Debt Service</b>	<b>\$ 19,291</b>

## V. PROJECT SCHEDULE

Bid Opening	March 1, 2021
Construction Start	May 1, 2021
Construction Stop	August 1, 2022

## **VI. CUSTOMER COMPOSITION AND RATE STRUCTURE**

### **A) Customers**

Customers	Current	Proposed	Total
Residential	3,083	0	3,083
Commercial	296	0	296
Industrial	0	0	0
Total	3,379	0	3,379

### **B) Rates**

<b>Water in the City</b>	Current	Prior	Prior
Date of Last Rate Increase	07/01/20	07/01/19	8/1/2017
Minimum (2,000 gallons)	\$19.40	\$19.08	\$19.08
All Over 2,000 Gallons	9.70	9.54	9.26
Cost for 4,000 gallons	\$38.80	\$38.16	\$37.04
Increase %	1.7%	3.0%	
Affordability Index (Rate/MHI)	1.7%	1.7%	

<b>Water Outside the City</b>	Current	Prior	Prior
Date of Last Rate Increase	07/01/20	07/01/19	8/1/2017
Minimum	\$28.26	\$27.78	\$26.96
All Over 2,000 Gallons	14.13	13.89	13.48
Cost for 4,000 gallons	\$56.52	\$55.56	\$53.92
Increase %	1.7%	3.0%	
Affordability Index (Rate/MHI)	2.5%	2.4%	

<b>Sewer in the City</b>	Current	Prior	Prior
Date of Last Rate Increase	07/01/20	07/01/19	8/1/2017
Minimum (2,000 gallons)	\$24.08	\$23.68	\$22.98
All Over 2,000 Gallons	12.04	11.84	11.49
Cost for 4,000 gallons	\$48.16	\$47.36	\$45.96
Increase %	1.7%	3.0%	
Affordability Index (Rate/MHI)	2.1%	2.1%	

## **VII. 2020 CAPITALIZATION GRANT EQUIVALENCIES**

- 1) Green Project Reserve - This project does not qualify for Green Project Reserve (GPR) funding.

- 2) Additional Subsidization – This project qualifies for additional subsidization. Principal forgiveness of 50% of the assistance amount, not to exceed \$508,500 will be credited to the loan balance upon release of liens on all contracts and disbursement of the final draw request by KIA to the borrower.

## **VIII. FINANCIAL ANALYSIS**

Financial information was obtained from the audited financial statements for the years ended June 30, 2018 through June 30, 2020. The non-cash impacts of GASB 68 – Accounting and Financial Reporting for Pensions and GASB 75 – Accounting and Financial Reporting for Other Postemployment Benefit have been removed from the operating expenses. Percentage references in the History section below are based on whole dollar amounts and not the rounded amounts presented.

### **HISTORY**

Revenues increased 3% from \$2.25 million in 2018 to \$2.32 million in 2020 while operating expenses increased 20.5% from \$1.60 million to \$1.93 million during the same period primarily due to supply cost increases for one time specialized and emergency repairs. The debt coverage ratio was .9, .7 and .6 in 2018, 2019 and 2020 respectively.

The balance sheet reflects a current ratio of .3, a debt to equity ratio of 0.9, 43.2 days of sales in accounts receivable, and .4 months of operating expenses in unrestricted cash.

### **PROJECTIONS**

Projections are based on the following assumptions:

- 1) Revenues for water and sewer will both increase 3% in FY 2022, 2023, 2024 and 2025 as already approved in the city ordinances.
- 2) Expenses are projected to rise 2% per year.
- 3) Debt service coverage is 1.1 in 2023 when principal and interest repayments begin.

Based on the pro forma assumptions, the utility shows adequate cash flow to repay the KIA Fund A loan.

### **REPLACEMENT RESERVE**

The annual maintenance replacement cost is 5% (\$50,000) of the final amount borrowed (prior to principal forgiveness) to be funded annually (\$2,500) each December 1 over 20 years and maintained for the life of the loan.

## IX. DEBT OBLIGATIONS

	<u>Outstanding</u>	<u>Maturity</u>
Sewer Revenue Bonds 1983	\$ 6,000	2022
Sewer Revenue Bonds 2016	627,000	2056
Capital Lease KY League Cities	91,740	2022
Capital Lease KY League Cities	696,670	2040
Capital Lease KY League Cities	316,667	2038
Capital Lease KY League Cities	2,685,833	2040
KIA F209-09 (ARRA)	395,603	2030
KIA A12-023	469,126	2034
KIA A17-015	282,024	2038
Citizens Bank & Trust	99,197	2021
Local Bank Loan	30,149	2023
Revenue Bond 2020D		TBD
<b>Total</b>	<b>\$ 5,700,009</b>	

## X. CONTACTS

### **Legal Applicant**

Entity Name	City of Jackson
Authorized Official	Laura Thomas (Mayor)
County	Breathitt
Email	<a href="mailto:laura.thomas@cityofjacksonky.org">laura.thomas@cityofjacksonky.org</a>
Phone	(606) 666-7069
Address	333 Broadway St Jackson, KY 41339

### **Applicant Contact**

Name	Angela Combs
Organization	City of Jackson
Email	<a href="mailto:angie.combs@cityofjacksonky.org">angie.combs@cityofjacksonky.org</a>
Phone	(606) 666-7069
Address	333 Broadway St Jackson, KY 41339

**Project Administrator**

Name	Jennifer McIntosh
Organization	Kentucky River Area Development District
Email	jennifer@kradd.org
Phone	(606) 436-3158
Address	941 N Main St Hazard, KY 41701

**Consulting Engineer**

PE Name	Paul Nesbitt
Firm Name	Nesbitt Engineering, Inc.
Email	pnesbitt@nei-ky.com
Phone	(859) 233-3111
Address	227 N Upper St Lexington, KY 40507

**XI. RECOMMENDATIONS**

KIA staff recommends approval of the loan with the standard conditions.

**CITY OF JACKSON**  
**FINANCIAL SUMMARY (JUNE YEAR END)**

	<b>Audited</b>	<b>Audited</b>	<b>Audited</b>	<b>Projected</b>	<b>Projected</b>	<b>Projected</b>	<b>Projected</b>	<b>Projected</b>
	<b><u>2018</u></b>	<b><u>2019</u></b>	<b><u>2020</u></b>	<b><u>2021</u></b>	<b><u>2022</u></b>	<b><u>2023</u></b>	<b><u>2024</u></b>	<b><u>2025</u></b>
<b>Balance Sheet</b>								
<b>Assets</b>								
Current Assets	379,862	467,977	334,316	266,348	262,954	299,346	373,747	488,723
Other Assets	17,107,687	16,915,225	17,511,054	16,693,729	15,904,739	16,109,824	15,297,909	14,485,994
Total	17,487,549	17,383,202	17,845,370	16,960,077	16,167,693	16,409,170	15,671,656	14,974,717
<b>Liabilities &amp; Equity</b>								
Current Liabilities	1,029,750	1,128,768	1,271,763	1,178,757	1,162,049	1,158,188	1,165,155	1,165,255
Long Term Liabilities	7,213,778	6,920,323	7,081,263	6,833,461	6,527,555	6,735,610	6,429,798	6,125,486
Total Liabilities	8,243,528	8,049,091	8,353,026	8,012,218	7,689,604	7,893,798	7,594,953	7,290,741
Net Assets	9,244,021	9,334,111	9,492,344	8,947,859	8,478,089	8,515,372	8,076,703	7,683,976
<b>Cash Flow</b>								
Revenues	2,252,155	2,356,554	2,317,857	2,357,187	2,427,773	2,500,476	2,575,360	2,652,491
Operating Expenses	1,603,772	1,852,919	1,928,825	1,974,652	2,014,000	2,056,635	2,097,573	2,139,329
Other Income	1,471	530	344	344	344	344	344	344
Cash Flow Before Debt Service	649,854	504,165	389,376	382,879	414,117	444,185	478,131	513,506
<b>Debt Service</b>								
Existing Debt Service	691,687	712,334	604,976	455,537	425,911	397,102	393,339	388,339
Proposed KIA Loan	0	0	0	0	0	19,291	19,291	19,291
Total Debt Service	691,687	712,334	604,976	455,537	425,911	416,393	412,630	407,630
Cash Flow After Debt Service	(41,833)	(208,169)	(215,600)	(72,658)	(11,794)	27,792	65,501	105,876
<b>Ratios</b>								
Current Ratio	0.4	0.4	0.3	0.2	0.2	0.3	0.3	0.4
Debt to Equity	0.9	0.9	0.9	0.9	0.9	0.9	0.9	0.9
Days Sales in Accounts Receivable	48.0	49.2	43.2	43.2	43.3	43.3	43.3	43.2
Months Operating Expenses in Unrestricted Cash	0.6	0.3	0.4	(0.1)	(0.1)	0.0	0.4	1.0
Debt Coverage Ratio	0.9	0.7	0.6	0.8	1.0	1.1	1.2	1.3

Page Left Blank  
for 2 Sided Printing



**A  
T  
T  
A  
C  
H  
M  
E  
N  
T**

**I.B.4.**

Page Left Blank  
for 2 Sided Printing

**A RESOLUTION AND ORDER OF THE BOARD OF DIRECTORS OF THE KENTUCKY INFRASTRUCTURE AUTHORITY AUTHORIZING ISSUANCE OF A CONDITIONAL COMMITMENT FOR A FEDERALLY ASSISTED CLEAN WATER REVOLVING FUND A LOAN (A21-020) FOR AN AMOUNT UP TO \$300,000 TO THE FARMDALE SANITATION DISTRICT, FRANKLIN COUNTY, KENTUCKY**

**WHEREAS**, the Kentucky Infrastructure Authority (the "Authority") has been duly created as a body corporate and politic constituting a public corporation and a governmental agency of the Commonwealth of Kentucky pursuant to Chapter 224A of the Kentucky Revised Statutes (the "Act"); and

**WHEREAS**, pursuant to the Act, the Authority is duly and legally authorized to make loans to Governmental Agencies for the purpose of providing funds for the construction and acquisition of sanitary sewer facilities, water facilities or other types of infrastructure, and in that regard, to enter into Assistance Agreements with such Governmental Agencies governing the provisions in respect of which such loans are to be made, the amounts thereof and the repayment provisions in respect thereto; and

**WHEREAS**, the Authority anticipates entering into an Assistance Agreement for a loan from the Authority's Federally Assisted Clean Water Revolving Loan Program (Fund A) with the Farmdale Sanitation District, subject to final determination of amount when the factors involving such financing have been determined; and

**WHEREAS**, the Authority will, in the near future, authorize and issue a series of Infrastructure Authority Revenue Bonds for the purpose of funding loans to various governmental agencies, such series of Bonds to be known as Kentucky Infrastructure Authority Revenue Bonds with the appropriate Series designation; and

**WHEREAS**, the Authority wishes to establish terms and conditions on said Fund A loans prior to the issuance of Authority Revenue Bonds and recognizes that additional planning and design of the financed projects are required.

**NOW, THEREFORE, THE KENTUCKY INFRASTRUCTURE AUTHORITY, ACTING BY AND THROUGH ITS BOARD OF DIRECTORS AS ITS DULY AUTHORIZED AND EMPOWERED GOVERNING BODY, DOES HEREBY RESOLVE AND ORDER, AS FOLLOWS:**

Section 1. All statements of fact set forth in the preambles to this Resolution and Order are incorporated herein by reference, the same as if set forth verbatim. All such statements of fact are hereby declared to be true and accurate in all material respects.

Section 2. The Authority hereby authorizes the issuance of a conditional Federally Assisted Clean Water Revolving Fund A loan for an amount up to \$300,000 of project expense including capitalized interest for the construction period, to the Farmdale Sanitation District for the Farmdale Sanitation District-Rehabilitation Project. Such

amounts are subject to adjustment by further action of the Authority or may be adjusted by action of the Executive Director at the time of the issuance of bonds based on adjustment in project costs of not more than ten percent (10%) of the loan amount authorized by this resolution. Upon satisfaction of all conditions of the commitment, execution of an assistance agreement for this loan is authorized.

Section 3. The loan shall be repayable over 20 years at an interest rate of 1.0%. In addition to debt service, a 0.2% annual administration fee on the unpaid loan balance will be charged. From annual revenues, \$800 must be set aside in a borrower held replacement reserve each December 1 until the balance reaches \$16,000 and maintained for the life of the loan. These terms are subject to adjustment upon execution of the loan agreement, upon changes in the project conditions or determination that the project will require authority financing to be done on a taxable basis.

Section 4. This Resolution and Order shall be in full force and effect from and after its adoption at a properly held meeting of the Kentucky Infrastructure Authority this 4th day of February, 2021.

---

DENNIS KEENE, CHAIR  
KENTUCKY INFRASTRUCTURE AUTHORITY

ATTEST:

---

MARGARET F. LINK, SECRETARY  
KENTUCKY INFRASTRUCTURE AUTHORITY

REVIEWED BY:

---

MATTHEW STEPHENS, GENERAL COUNSEL  
DEPARTMENT FOR LOCAL GOVERNMENT



ANDY BESHEAR  
GOVERNOR

REBECCA W. GOODMAN  
SECRETARY

**ENERGY AND ENVIRONMENT CABINET**  
**DEPARTMENT FOR ENVIRONMENTAL PROTECTION**

ANTHONY R. HATTON  
COMMISSIONER

300 SOWER BOULEVARD  
FRANKFORT, KENTUCKY 40601

January 25, 2021

Sandy Williams, Deputy Executive Director  
Kentucky Infrastructure Authority  
100 Airport Road, 3<sup>rd</sup> Floor  
Frankfort, Kentucky 40601

Re: A21 – 020 – Farmdale Sanitation District  
Farmdale Sanitation District--96578  
Activity ID: FGL20210007

Dear Mrs. Williams:

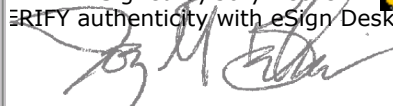
The Division of Water (DOW) hereby certifies that the Farmdale Sanitation District is eligible to receive \$300,000 from the Clean Water State Revolving Fund. The DOW certifies that the project scope is consistent with the scope that was used to rank the project on the FY 2021 Intended Use Plan-Project Priority List.

The Farmdale Sanitation District's status relative to the Clean Water State Revolving Fund General Conditions is provided below:

1. Project specific environmental information is expected to be submitted to DOW in March 2021.
2. Plans and specifications are expected to be submitted to DOW in March 2021.
3. Construction bids are expected to be opened in June 2021.

Upon compliance with the general conditions, the DOW will issue a final project certification prior to authorizing the loan agreement. A preconstruction and project management conference with the DOW must be held prior to commencement of construction. If you have any questions concerning this letter, please contact William Averell, Project Manager, at (502) 782-6882.

Sincerely,

E-Signed by Jory Becker  
VERIFY authenticity with eSign Desktop  


For:  
Paul Miller, P.E.  
Director, Division of Water

PM/JMB: wa

c: Mr. Allan Alsip, Chairman  
Farmdale Sanitation District

Ms. Ann Northcutt, CD Specialist  
Franklin County Fiscal Court

Mr. Jeff Reynolds, P. E.  
HMB Professional Engineers, Inc.



<b>EXECUTIVE SUMMARY</b> <b>KENTUCKY INFRASTRUCTURE AUTHORITY</b> <b>FUND A, FEDERALLY ASSISTED WASTEWATER</b> <b>REVOLVING LOAN FUND</b>		Reviewer Date KIA Loan Number WRIS Number	Sarah Parsley February 4, 2021 A21-020 SX21073026	
BORROWER		FARMDALE SANITATION DISTRICT FRANKLIN COUNTY		
BRIEF DESCRIPTION				
This project involves the rehabilitation of the existing sanitary sewer collection systems in order to reduce the I&I in the Farmdale, Coolbrook, Edgewood, Farmgate, Evergreen, Huntington Woods, and Meadowbrook subdivisions. It will include point repairs, manhole rehab, sewer line rehab, sewer line replacement and repairing lateral connections. The Quail Run Pump Station will also be eliminated as part of this project with the construction of approximately 1300 linear feet of 8" gravity sewer. This will eliminate SSOs.				
PROJECT FINANCING		PROJECT BUDGET		
Fund A Loan	\$300,000	Administrative Expenses		\$0
		Legal Expenses		2,000
		Land, Easements		2,500
		Planning		12,500
		Eng - Design / Const	12.0%	12.3%
		Eng - Insp	10.1%	9.5%
		Construction		200,000
		Contingency		20,000
TOTAL	\$300,000	TOTAL		\$300,000
REPAYMENT	Rate	1.00%	Est. Annual Payment	\$17,187
	Term	20 Years	1st Payment	6 Mo. after first draw
PROFESSIONAL SERVICES	Engineer	Haworth Meyer & Boleyn, Inc.		
	Bond Counsel	Rubin & Hays		
PROJECT SCHEDULE	Bid Opening	Oct-21		
	Construction Start	Dec-21		
	Construction Stop	Mar-22		
DEBT PER CUSTOMER	Existing	\$41		
	Proposed	\$279		
OTHER DEBT	See Attached			
OTHER STATE-FUNDED PROJECTS LAST 5 YRS	See Attached			
RESIDENTIAL RATES		Users	Avg. Bill	
	Current	1,076	\$45.00 (for 4,000 gallons)	
	Additional	0	\$45.00 (for 4,000 gallons)	
REGIONAL COORDINATION This project is consistent with regional planning recommendations.				
CASHFLOW	Cash Flow Before Debt Service	Debt Service	Cash Flow After Debt Service	Coverage Ratio
Unaudited 2017	(2,570)	0	(2,570)	n/a
Audited 2018	199,142	0	199,142	n/a
Audited 2019	324,689	0	324,689	n/a
Projected 2020	46,809	14,512	32,297	3.2
Projected 2021	39,751	1,576	38,175	25.2
Projected 2022	32,552	30,000	2,552	1.1
Projected 2023	26,909	17,187	9,722	1.6
Projected 2024	19,469	17,187	2,282	1.1

Reviewer: Sarah Parsley  
Date: February 4, 2021  
Loan Number: A21-020

**KENTUCKY INFRASTRUCTURE AUTHORITY  
WASTEWATER REVOLVING LOAN FUND (FUND A)  
FARMDALE SANITATION DISTRICT, FRANKLIN COUNTY  
PROJECT REVIEW  
SX21073026**

**I. PROJECT DESCRIPTION**

The Farmdale Sanitation District is requesting a Fund A loan in the amount of \$300,000 for the Farmdale Sanitation District-Rehabilitation Project. This project will involve the rehabilitation of the existing sanitary sewer collection systems in order to reduce the I&I in the Farmdale, Coolbrook, Edgewood, Farmgate, Evergreen, Huntington Woods, and Meadowbrook subdivisions. It will include point repairs, manhole rehab, sewer line rehab, sewer line replacement and repairing lateral connections. The Quail Run Pump Station will also be eliminated as part of this project with the construction of approximately 1300 linear feet of 8" gravity sewer. This will eliminate SSOs.

The Farmdale Sanitation District serves approximately 1,076 customers.

**II. PROJECT BUDGET**

	<u><b>Total</b></u>
Legal Expenses	2,000
Land, Easements	2,500
Planning	12,500
Engineering Fees - Design	22,000
Engineering Fees - Construction	5,000
Engineering Fees - Inspection	21,000
Engineering Fees - Other	15,000
Construction	200,000
Contingency	20,000
<b>Total</b>	<b>\$ 300,000</b>

**III. PROJECT FUNDING**

	<u><b>Amount</b></u>	<u><b>%</b></u>
Fund A Loan	\$ 300,000	100%
<b>Total</b>	<b>\$ 300,000</b>	<b>100%</b>

#### IV. KIA DEBT SERVICE

Construction Loan	\$ 300,000
Less: Principal Forgiveness	0
Amortized Loan Amount	\$ 300,000
Interest Rate	1.00%
Loan Term (Years)	20
Estimated Annual Debt Service	\$ 16,587
Administrative Fee (0.20%)	600
<b>Total Estimated Annual Debt Service</b>	<b>\$ 17,187</b>

#### V. PROJECT SCHEDULE

Bid Opening	October 1, 2021
Construction Start	December 1, 2021
Construction Stop	March 1, 2022

#### VI. CUSTOMER COMPOSITION AND RATE STRUCTURE

##### A) Customers

Customers	Current	Proposed	Total
Residential	1,076	0	1,076
Commercial	0	0	0
Industrial	0	0	0
Total	1,076	0	1,076

##### B) Rates

	Current	Prior
Date of Last Rate Increase	07/01/19	06/01/17
Flat Rate		39.95
Minimum	\$25.00	
1000 gallons	5.00	
Cost for 4,000 gallons	\$45.00	\$39.95
Increase %	12.6%	
Affordability Index (Rate/MHI)	0.8%	

#### VII. DEMOGRAPHICS

Based on current Census data from the American Community Survey 5-Year Estimate 2015-2019, the Utility's service area population was 1,672 with a Median Household Income (MHI) of \$66,000. The median household income for the Commonwealth is \$48,392. The project will qualify for a 1.0% interest rate.



## **VIII. 2020 CAPITALIZATION GRANT EQUIVALENCIES**

- 1) Green Project Reserve - This project does not qualify for Green Project Reserve (GPR) funding.
- 2) Additional Subsidization – This project does not qualify for additional subsidization.

### **3) FINANCIAL ANALYSIS**

Financial information was obtained from the unaudited initial year of June 30, 2017 and the audited financial statements for the years ended June 30, 2018 through June 30, 2019. Percentage references in the History section below are based on whole dollar amounts and not the rounded amounts presented.

#### **HISTORY**

Revenues increased 269% from \$108,420 in 2017 to \$399,692 in 2019. The increase between audited years 2018 and 2019 was 21% from \$330,424 to \$399,692. Expenses increased 212% from \$110,990 in 2017 to \$345,964 in 2019, with a decrease of 7.4% between 2018 and 2019 from \$373,717 to \$345,964.

The 2019 balance sheet reflects a current ratio of 3.6, a debt to equity ratio of 0.1, 56.5 days sales in accounts receivable, and 3.7 months operating expense in unrestricted cash. The Sanitation District has combined debt of only \$44,512, which is all expected to be paid off by 2022. There were no legal debt obligations to be paid during 2017-2019.

#### **PROJECTIONS**

Projections are based on the following assumptions:

- 1) Sewer revenues will remain constant.
- 2) Expenses will increase 2% for inflation.
- 3) Debt service coverage is 1.6 in 2023 when principal and interest repayments begin.

Based on the pro forma assumptions, the utility shows adequate cash flow to repay the KIA Fund A loan.

#### **REPLACEMENT RESERVE**

The replacement reserve will be 5% (\$16,000 total) of the final amount borrowed (prior to principal forgiveness, if any) to be funded annually (\$800 yearly) each December 1 for 20 years and maintained for the life of the loan.

## IX. DEBT OBLIGATIONS

	<u>Outstanding</u>	<u>Maturity</u>
KIA A16-084	\$ 16,088	2020
Franklin Co Fiscal Court	30,000	2022
<b>Total</b>	<b>\$ 46,088</b>	

## X. CONTACTS

### **Legal Applicant**

Entity Name Farmdale Sanitation District  
Authorized Official Allan Alsip (Chairman)  
County Franklin  
Email afalsip@gmail.com  
Phone (502) 330-0077  
Address 321 W Main Street  
Frankfort KY 40601

### **Applicant Contact**

Name Ann Northcutt  
Organization Franklin County Fiscal Court  
Email ann.northcutt@franklincountyky.gov  
Phone (502) 875-8751  
Address 321 W Main St  
Frankfort, KY 40601

### **Project Administrator**

Name Chris A Stewart  
Organization HMB Professional Engineers  
Email castewart@hmbpe.com  
Phone (502) 695-9800  
Address 3 HMB Circle  
Frankfort, KY 40601

**Consulting Engineer**

PE Name	Jeff Reynolds
Firm Name	Haworth Meyer & Boleyn, Inc.
Email	jdreynolds@hmbpe.com
Phone	(502) 695-9800
Address	3 HMB Circle Frankfort, KY 40601

**XI. RECOMMENDATIONS**

KIA staff recommends approval of the loan with the standard conditions.

**FARMDALE SANITATION DISTRICT**  
**FINANCIAL SUMMARY (JUNE YEAR END)**

	Unaudited <u>2017</u>	Audited <u>2018</u>	Audited <u>2019</u>	Projected <u>2020</u>	Projected <u>2021</u>	Projected <u>2022</u>	Projected <u>2023</u>	Projected <u>2024</u>
<b>Balance Sheet</b>								
<b>Assets</b>								
Current Assets	6,776	174,523	209,833	200,231	238,406	240,958	250,680	252,962
Other Assets	17,752	569,686	867,736	856,523	845,310	1,126,597	1,107,884	1,089,171
Total	24,528	744,209	1,077,569	1,056,754	1,083,716	1,367,555	1,358,564	1,342,133
<b>Liabilities &amp; Equity</b>								
Current Liabilities	100,890	48,273	57,548	43,900	74,800	45,700	46,600	47,500
Long Term Liabilities	0	30,000	30,000	30,000	0	300,000	300,000	300,000
Total Liabilities	100,890	78,273	87,548	73,900	74,800	345,700	346,600	347,500
Net Assets	(76,362)	665,936	990,021	982,854	1,008,916	1,021,855	1,011,964	994,633
<b>Cash Flow</b>								
Revenues	108,420	572,859	670,653	399,692	399,692	399,692	399,692	399,692
Operating Expenses	110,990	373,717	345,964	352,883	359,941	367,140	372,783	380,223
Other Income	0	0	0	0	0	0	0	0
Cash Flow Before Debt Service	(2,570)	199,142	324,689	46,809	39,751	32,552	26,909	19,469
<b>Debt Service</b>								
Existing Debt Service	0	0	0	14,512	1,576	30,000	0	0
Proposed KIA Loan	0	0	0	0	0	0	17,187	17,187
Total Debt Service	0	0	0	14,512	1,576	30,000	17,187	17,187
Cash Flow After Debt Service	(2,570)	199,142	324,689	32,297	38,175	2,552	9,722	2,282
<b>Ratios</b>								
Current Ratio	0.1	3.6	3.6	4.6	3.2	5.3	5.4	5.3
Debt to Equity	(1.3)	0.1	0.1	0.1	0.1	0.3	0.3	0.3
Days Sales in Accounts Receivable	0.0	62.8	56.5	56.5	56.5	56.5	56.5	56.5
Months Operating Expenses in Unrestricted Cash	0.7	2.4	3.7	4.7	5.9	5.9	6.1	6.0
Debt Coverage Ratio	#DIV/0!	#DIV/0!	#DIV/0!	3.2	25.2	1.1	1.6	1.1

**A  
T  
T  
A  
C  
H  
M  
E  
N  
T**

**I.B.5.**

Page Left Blank  
for 2 Sided Printing

**A RESOLUTION AND ORDER OF THE BOARD OF DIRECTORS OF THE KENTUCKY INFRASTRUCTURE AUTHORITY AUTHORIZING ISSUANCE OF A CONDITIONAL COMMITMENT FOR A FEDERALLY ASSISTED CLEAN WATER REVOLVING FUND LOAN (A21-041) FOR AN AMOUNT UP TO \$1,800,000 TO THE CITY OF WHITESBURG, LETCHER COUNTY, KENTUCKY**

**WHEREAS**, the Kentucky Infrastructure Authority (the "Authority") has been duly created as a body corporate and politic constituting a public corporation and a governmental agency of the Commonwealth of Kentucky pursuant to Chapter 224A of the Kentucky Revised Statutes (the "Act"); and

**WHEREAS**, pursuant to the Act, the Authority is duly and legally authorized to make loans to Governmental Agencies for the purpose of providing funds for the construction and acquisition of sanitary sewer facilities, water facilities or other types of infrastructure, and in that regard, to enter into Assistance Agreements with such Governmental Agencies governing the provisions in respect of which such loans are to be made, the amounts thereof and the repayment provisions in respect thereto; and

**WHEREAS**, the Authority anticipates entering into an Assistance Agreement for a loan from the Authority's Federally Assisted Clean Water Revolving Loan Program (Fund A) with the City of Whitesburg, subject to final determination of amount when the factors involving such financing have been determined; and

**WHEREAS**, the Authority will, in the near future, authorize and issue a series of Infrastructure Authority Revenue Bonds for the purpose of funding loans to various governmental agencies, such series of Bonds to be known as Kentucky Infrastructure Authority Revenue Bonds with the appropriate Series designation; and

**WHEREAS**, the Authority wishes to establish terms and conditions on said Fund A loans prior to the issuance of Authority Revenue Bonds and recognizes that additional planning and design of the financed projects are required.

**NOW, THEREFORE, THE KENTUCKY INFRASTRUCTURE AUTHORITY, ACTING BY AND THROUGH ITS BOARD OF DIRECTORS AS ITS DULY AUTHORIZED AND EMPOWERED GOVERNING BODY, DOES HEREBY RESOLVE AND ORDER, AS FOLLOWS:**

Section 1. All statements of fact set forth in the preambles to this Resolution and Order are incorporated herein by reference, the same as if set forth verbatim. All such statements of fact are hereby declared to be true and accurate in all material respects.

Section 2. The Authority hereby authorizes the issuance of a conditional Federally Assisted Clean Water Revolving Fund loan for an amount up to \$1,800,000 of project expense including capitalized interest for the construction period, to the City of Whitesburg for the Sewer Lift Station Rehab project. Such amounts are subject to

adjustment by further action of the Authority or may be adjusted by action of the Executive Director at the time of the issuance of bonds based on adjustment in project costs of not more than (10%) ten percent of the loan amount authorized by this resolution. Upon satisfaction of all conditions of the commitment, execution of an assistance agreement for this loan is authorized.

Section 3. Principal forgiveness of 50% of the assistance amount, not to exceed \$900,000 will be credited to the loan balance upon release of liens on all contracts and disbursement of the final draw request by KIA to the borrower. The unforgiven principal balance of \$900,000 shall be repaid.

Section 4. The unforgiven principal shall be repayable over 20 years at an interest rate of .25%. In addition to debt service, a 0.2% annual administration fee on the unpaid, unforgiven principal balance will be charged. From annual revenues, \$4,500 must be set aside in a borrower held replacement reserve each December 1 until the balance reaches \$90,000 and maintained for the life of the loan. These terms are subject to adjustment upon execution of the loan agreement, upon changes in the project conditions or determination that the project will require authority financing to be done on a taxable basis.

Section 5. This Resolution and Order shall be in full force and effect from and after its adoption at a properly held meeting of the Kentucky Infrastructure Authority this 4<sup>th</sup> day of February, 2021.

---

DENNIS KEENE, CHAIR  
KENTUCKY INFRASTRUCTURE AUTHORITY

ATTEST:

---

MARGARET F. LINK, SECRETARY  
KENTUCKY INFRASTRUCTURE AUTHORITY

REVIEWED BY:

---

MATTHEW STEPHENS, GENERAL COUNSEL  
DEPARTMENT FOR LOCAL GOVERNMENT



January 22, 2021

Sandy Williams, Deputy Executive Director  
Kentucky Infrastructure Authority  
100 Airport Road, 3<sup>rd</sup> Floor  
Frankfort, Kentucky 40601

Re: A21-041  
Whitesburg WWTP--75918  
Activity ID: FGL20210004

Dear Mrs. Williams:


The Division of Water (DOW) hereby certifies that the City Of Whitesburg is eligible to receive \$1,800,000.00 from the Clean Water State Revolving Fund. The DOW certifies that the project scope is consistent with the scope that was used to rank the project on the Intended Use Plan-Project Priority List.

The City Of Whitesburg's status relative to the Clean Water State Revolving Fund General Conditions is provided below:

1. Project specific environmental information is expected to be submitted to DOW on April 1, 2021.
2. Plans and specifications are expected to be submitted to DOW on April 1, 2021.
3. Construction bids are expected to be opened on May 1, 2021.

Upon compliance with the general conditions, the DOW will issue a final project certification prior to authorizing the loan agreement. A preconstruction and project management conference with the DOW must be held prior to commencement of construction. If you have any questions concerning this letter, please contact Amber Vaughn, Project Manager, at (502) 782-7121.

Sincerely,

E-Signed by Jory Becker  
VERIFY authenticity with eSign Desktop  


For:  
Paul Miller, P.E.  
Director, Division of Water

X

PM/JB:av

c: James W. Craft, Mayor, City of Whitesburg  
Angelia Hall, Kentucky River ADD  
Sarah Parsley, KIA

<b>EXECUTIVE SUMMARY</b> <b>KENTUCKY INFRASTRUCTURE AUTHORITY</b> <b>FUND A, FEDERALLY ASSISTED WASTEWATER</b> <b>REVOLVING LOAN FUND</b>		Reviewer	Sarah Parsley	
		Date	February 4, 2021	
		KIA Loan Number	A21-041	
		WRIS Number	SX21133021	
BORROWER		CITY OF WHITESBURG LETCHER COUNTY		
BRIEF DESCRIPTION				
This project will rehabilitate the system's 18 lift stations. The lift stations are aging and are in need of new pumps, new control panels, rails and mounting hardware, valves and the interior coating of wet wells needs treated to prevent hydrogen sulfide (H2S). The pumps will remain the same size.				
PROJECT FINANCING		PROJECT BUDGET		
Fund A Loan	\$1,800,000	Administrative Expenses	RD Fee %	Actual %
		Legal Expenses		
		Planning		
		Eng - Design / Const	8.2%	7.6%
		Eng - Insp	5.0%	4.7%
		Eng - Other		
		Construction		
		Contingency		
TOTAL	\$1,800,000	TOTAL		
REPAYMENT	Rate	0.25%	Est. Annual Payment	\$32,958
	Term	30 Years	1st Payment	6 Mo. after first draw
PROFESSIONAL SERVICES	Engineer	Nesbitt Engineering, Inc.		
	Bond Counsel	Rubin & Hays		
PROJECT SCHEDULE	Bid Opening	May-21		
	Construction Start	Aug-21		
	Construction Stop	Aug-22		
DEBT PER CUSTOMER	Existing	\$2,317		
	Proposed	\$6,191		
OTHER DEBT	See Attached			
RESIDENTIAL RATES		Users	Avg. Bill	
	Current	766	\$24.40 (for 4,000 gallons)	
	Additional	0	\$24.40 (for 4,000 gallons)	
REGIONAL COORDINATION This project is consistent with regional planning recommendations.				
CASHFLOW	Cash Flow Before Debt Service	Debt Service	Cash Flow After Debt Service	Coverage Ratio
Audited 2017	276,742	353,670	(76,928)	0.8
Audited 2018	90,184	313,104	(222,920)	0.3
Audited 2019	431,264	193,307	237,957	2.2
Projected 2020	693,601	174,809	518,792	4.0
Projected 2021	685,748	167,626	518,122	4.1
Projected 2022	662,438	144,498	517,940	4.6
Projected 2023	637,367	200,063	437,304	3.2
Projected 2024	612,348	269,988	342,360	2.3

Reviewer: Sarah Parsley  
Date: February 4, 2021  
Loan Number: A21-041

**KENTUCKY INFRASTRUCTURE AUTHORITY  
DRINKING WATER STATE REVOLVING FUND (FUND A)  
CITY OF WHITESBURG, LETCHER COUNTY  
PROJECT REVIEW  
SX21133021**

**I. PROJECT DESCRIPTION**

The City of Whitesburg ("City") is requesting a Fund A loan in the amount of \$1,800,000 for the Sewer Lift Station Rehab Project. This project will rehabilitate the system's 18 lift stations. They are aging and in need of new pumps, new control panels, rails and mounting hardware, valves, and the interior coating of wet wells needs treated to prevent hydrogen sulfide. The pumps will remain the same size.

The City provides sewer services to approximately 615 residential customers, 140 commercial customers, and 11 industrial customers.

**II. PROJECT BUDGET**

	<b>Total</b>
Administrative Expenses	\$ 40,000
Planning	5,000
Engineering Fees - Design	94,000
Engineering Fees - Construction	24,000
Engineering Fees - Inspection	73,000
Engineering Fees - Other	10,000
Construction	1,413,000
Contingency	141,000
<b>Total</b>	<b>\$1,800,000</b>

**III. PROJECT FUNDING**

	Amount	%
<b>KIA Fund F Loan</b>	<b>\$ 1,800,000</b>	<b>100%</b>

#### IV. KIA DEBT SERVICE

Construction Loan	\$1,800,000
Less: Principal Forgiveness	900,000
Amortized Loan Amount	\$ 900,000
Interest Rate	0.25%
Loan Term (Years)	30
Estimated Annual Debt Service	\$ 31,158
Administrative Fee (0.20%)	1,800
<b>Total Estimated Annual Debt Service</b>	<b>\$ 32,958</b>

#### V. PROJECT SCHEDULE

Bid Opening	May 2021
Construction Start	August 2021
Construction Stop	August 2022

#### VI. CUSTOMER COMPOSITION AND RATE STRUCTURE

##### A) Customers

Customers	Current	Proposed	Total
Residential	615	0	615
Commercial	140	0	140
Industrial	11	0	11
Total	766	0	766

##### B) Rates

Date of Last Rate Increase	Water Inside City		Water Outside City	
	Current	Prior	Current	Prior
	07/01/19	01/11/08	07/01/19	01/11/08
Minimum 2,000 Gallons	\$13.40	\$9.40	\$24.00	\$20.00
Next 2,000 Gallons (Per 1,000 Gallons)	5.50	3.50	9.00	7.00
Next 1,000 Gallons	8.00	6.00	9.50	7.50
Next 1,000 Gallons & after	11.56	9.56	16.56	14.56
Cost for 4,000 gallons	\$24.40	\$16.40	\$42.00	\$34.00
Increase %	48.8%		23.5%	
Affordability Index (Rate/MHI)	0.8%	0.6%	1.4%	1.2%

Date of Last Rate Increase	Sewer Inside City		Sewer Outside City	
	Current	Prior	Current	Prior
	07/01/19	07/01/09	07/01/19	07/01/09
Minimum 2,000 Gallons	\$15.41	\$12.67	\$27.60	\$12.67
Next 2,000 Gallons (Per 1,000 Gallons)	6.33	8.57	10.35	8.57
Next 1,000 Gallons	9.20	8.57	10.93	8.57
Cost for 4,000 gallons	\$28.07	\$29.81	\$48.30	\$29.81
Increase %	-5.8%		62.0%	
Affordability Index (Rate/MHI)	1.0%	1.0%	1.6%	1.0%

## **VII. DEMOGRAPHICS**

Based on current Census data from the American Community Survey 5-Year Estimate 2014-2018, the Utility's service area population was 2,430 with a Median Household Income (MHI) of \$36,207. The median household income for the Commonwealth is \$48,392. The project will qualify for the disadvantaged community interest rate at 0.25%.

## **VIII. 2020 CAPITALIZATION GRANT EQUIVALENCIES**

- 1) Additional Subsidization – This project does qualify for additional subsidization. Principal forgiveness of 50% of the assistance amount, not to exceed \$900,000 will be credited to the loan balance upon release of liens on all contracts and disbursement of the final draw request by KIA to the borrower.

## **IX. FINANCIAL ANALYSIS**

Financial information was obtained from the audited financial statements for the years ended June 30, 2017 through June 30, 2019. The City's proprietary funds consolidate water, sewer, and sanitation operations. The non-cash impacts of GASB 68 – Accounting and Financial Reporting for Pensions and GASB 75 – Accounting and Financial Reporting for Other Postemployment Benefit have been removed from the operating expenses. Percentage references in the History section below are based on whole dollar amounts and not the rounded amounts presented.

On December 20, 2017, the Kentucky Auditor of Public Accounts released an Examination of Certain Policies, Procedures, and Financial Activity of the City of Whitesburg, Kentucky, which identified several findings regarding the City's financial and accounting practices. The Examination revealed more than \$350,000 in delinquent money for billing of water and sewer department. The cause of the delinquent payments was a combination of improper meter readings and erroneous customer billings. Based on the APA recommendations, the City had made drastic improvements to implement sound procedures for collecting all accounts receivable,

establish a consistent process for the treatment of past-due accounts, and apply policies and procedures to the adjustment of water utility accounts. In 2019, a restatement of approximately \$550,000 was made to write off aged or inactive accounts.

## HISTORY

Combined operating revenues of proprietary funds increased 3.8% from \$1.50 million in 2017 to \$1.55 million in 2019 while operating expenses decreased 8.1% from \$1.22 million to 1.12 million during the same period as a result of less repairs and maintenance required. The debt coverage ratios of 2017 and 2018 were below 1.1 because of increased bad debt expenses and no rate increases since 2009. The ratio went up to 2.2 in 2019 after the City paid off 3 existing debts.

The balance sheet reflects a current ratio of 1.8, a debt to equity ratio of 0.6, 56.2 days of sales in accounts receivable, and 1.2 months of operating expenses in unrestricted cash.

## PROJECTIONS

Projections are based on the following assumptions:

- 1) Inside City water revenues will go up 48.8% and outside city rates up 23.5% from the rate increases that took effect in July, 2019.
- 2) Sewer revenues will remain at 115% of water usage rates.
- 3) Expenses will increase 2% annually for inflation.
- 4) Debt service coverage is 3.2 in 2023 when principal and interest repayments begin.

Based on the pro forma assumptions, the utility shows adequate cash flow to repay the KIA Fund F loan.

## REPLACEMENT RESERVE

The replacement reserve will be 5% (\$90,000 total) of the final amount borrowed to be funded annually (\$4,500 yearly) each December 1 for 20 years and maintained for the life of the loan.

## **X. DEBT OBLIGATIONS**

	Outstanding	Maturity
USDA RD 91-03 Bonds	\$ 42,000	2024
USDA RD 92-05 Bonds	116,000	2029
USDA RD 92-07 Bonds	37,900	2041
USDA RD 92-09 Bonds	809,500	2047
KIA Loan F209-03	47,215	2030
KIA Loan A07-03	648,601	2031
TCF Equipment Finance	65,716	2021
Community Trust Bank	8,040	2020
KIA Loan F20-026 i.a.o. \$300,000		TBD
KIA Loan F21-019 i.a.o \$2,200,000		TBD
<b>Total</b>	<b>\$ 1,774,972</b>	

## **XI. CONTACTS**

### **Legal Applicant**

Entity Name	City of Whitesburg
Authorized Official	James W. Craft (Mayor)
County	Letcher
Email	whitesburgclerk@gmail.com
Phone	(606) 633-3700
Address	38 E Main St Whitesburg, KY 41858

### **Applicant Contact**

Name	James W. Craft
Organization	City of Whitesburg
Email	whitesburgcityclerk@gmail.com
Phone	(606) 633-3705
Address	38 E Main St Whitesburg, KY 41858

**Project Administrator**

Name	Angelia Hall
Organization	Kentucky River Area Development District
Email	angelia@kradd.org
Phone	(606) 436-3158
Address	941 N Main St Hazard, KY 41701

**Consulting Engineer**

PE Name	Paul Nesbitt
Firm Name	Nesbitt Engineering, Inc.
Email	pnesbitt@nei-ky.com
Phone	(859) 233-3111
Address	227 North Upper Street Lexington, KY 40507

**XII. RECOMMENDATIONS**

KIA staff recommends approval of the loan with the standard conditions.



**CITY OF WHITESBURG**  
**FINANCIAL SUMMARY (JUNE YEAR END)**

	<b>Audited 2017</b>	<b>Audited 2018</b>	<b>Audited 2019</b>	<b>Projected 2020</b>	<b>Projected 2021</b>	<b>Projected 2022</b>	<b>Projected 2023</b>	<b>Projected 2024</b>
<b>Balance Sheet</b>								
<b>Assets</b>								
Current Assets	500,899	488,905	348,105	497,989	601,614	705,202	800,163	868,635
Other Assets	9,151,148	8,996,404	8,012,424	7,981,048	7,934,135	11,104,577	12,677,011	12,373,489
Total	9,652,047	9,485,309	8,360,529	8,479,037	8,535,749	11,809,779	13,477,174	13,242,123
<b>Liabilities &amp; Equity</b>								
Current Liabilities	371,482	338,578	192,470	189,238	169,788	165,388	215,394	224,140
Long Term Liabilities	2,605,757	3,143,947	2,888,340	2,769,642	2,671,294	5,078,246	5,836,092	5,686,092
Total Liabilities	2,977,239	3,482,525	3,080,810	2,958,880	2,841,082	5,243,634	6,051,486	5,910,232
Net Assets	6,674,808	6,002,784	5,279,719	5,520,157	5,694,667	6,566,145	7,425,688	7,331,891
<b>Cash Flow</b>								
Revenues	1,495,125	1,638,068	1,551,488	1,851,229	1,851,229	1,851,229	1,899,834	1,899,834
Operating Expenses	1,218,533	1,548,126	1,120,224	1,157,628	1,165,481	1,188,791	1,262,467	1,287,486
Other Income	150	242	0	0	0	0	0	0
Cash Flow Before Debt Service	276,742	90,184	431,264	693,601	685,748	662,438	637,367	612,348
<b>Debt Service</b>								
Existing Debt Service	353,670	313,104	193,307	174,809	167,626	144,498	183,584	237,030
Proposed KIA Loan	0	0	0	0	0	0	16,479	32,958
Total Debt Service	353,670	313,104	193,307	174,809	167,626	144,498	200,063	269,988
Cash Flow After Debt Service	(76,928)	(222,920)	237,957	518,792	518,122	517,940	437,304	342,360
<b>Ratios</b>								
Current Ratio	1.3	1.4	1.8	2.6	3.5	4.3	3.7	3.9
Debt to Equity	0.4	0.6	0.6	0.5	0.5	0.8	0.8	0.8
Days Sales in Accounts Receivable	99.8	87.4	56.2	56.2	56.2	56.2	56.2	56.2
Months Operating Expenses in Unrestricted Cash	0.9	0.7	1.2	2.2	3.3	4.2	4.9	5.4
Debt Coverage Ratio	0.8	0.3	2.2	4.0	4.1	4.6	3.2	2.3

Page Left Blank  
for 2 Sided Printing

**A  
T  
T  
A  
C  
H  
M  
E  
N  
T**

**I.B.6.**

Page Left Blank  
for 2 Sided Printing

**A RESOLUTION AND ORDER OF THE BOARD OF DIRECTORS OF THE KENTUCKY INFRASTRUCTURE AUTHORITY AUTHORIZING AN AMENDMENT TO THE CONDITIONAL COMMITMENT FOR A FEDERALLY ASSISTED DRINKING WATER REVOLVING FUND F LOAN (F17-005) INCREASE FOR AN AMOUNT UP TO \$268,293 TO THE CITY OF STANFORD, LINCOLN COUNTY, KENTUCKY**

**WHEREAS**, the Kentucky Infrastructure Authority (the "Authority") has been duly created as a body corporate and politic constituting a public corporation and a governmental agency of the Commonwealth of Kentucky pursuant to Chapter 224A of the Kentucky Revised Statutes (the "Act"); and

**WHEREAS**, pursuant to the Act, the Authority is duly and legally authorized to make loans to Governmental Agencies for the purpose of providing funds for the construction and acquisition of sanitary sewer facilities, water facilities or other types of infrastructure, and in that regard, to enter into Assistance Agreements with such Governmental Agencies governing the provisions in respect of which such loans are to be made, the amounts thereof and the repayment provisions in respect thereto; and

**WHEREAS**, the Authority previously approved a Federally Assisted Drinking Water Revolving Fund Loan (F17-005) to the city of Stanford on March 2, 2017, in the amount of \$2,690,000 and the city of Stanford has requested to increase loan F17-005 by \$268,293; and

**WHEREAS**, the Authority anticipates entering into an Assistance Agreement for a loan from the Authority's Federally Assisted Drinking Water Revolving Loan Program (Fund F) with the city of Stanford, subject to final determination of amount when the factors involving such financing have been determined; and

**WHEREAS**, the Authority will, in the near future, authorize and issue a series of Infrastructure Authority Revenue Bonds for the purpose of funding loans to various governmental agencies, such series of Bonds to be known as Kentucky Infrastructure Authority Revenue Bonds with the appropriate Series designation; and

**WHEREAS**, the Authority wishes to establish terms and conditions on said Fund F loans prior to the issuance of Authority Revenue Bonds and recognizes that additional planning and design of the financed projects are required.

**NOW, THEREFORE, THE KENTUCKY INFRASTRUCTURE AUTHORITY, ACTING BY AND THROUGH ITS BOARD OF DIRECTORS AS ITS DULY AUTHORIZED AND EMPOWERED GOVERNING BODY, DOES HEREBY RESOLVE AND ORDER, AS FOLLOWS:**

Section 1. All statements of fact set forth in the preambles to this Resolution and Order are incorporated herein by reference, the same as if set forth verbatim. All such

statements of fact are hereby declared to be true and accurate in all material respects.

Section 2. The Authority hereby authorizes the Amendment of a conditional Federally Assisted Drinking Water Revolving Fund loan increasing the amount up to \$268,293 of project expense including capitalized interest for the construction period, to the city of Stanford for the Water System Upgrades project. Such amounts are subject to adjustment by further action of the Authority or may be adjusted by action of the Executive Director at the time of the issuance of bonds based on adjustment in project costs of not more than (10%) ten percent of the loan amount authorized by this resolution. Upon satisfaction of all conditions of the commitment, execution of an assistance agreement for this loan is authorized.

Section 3. Principal forgiveness of 50% of the assistance amount, not to exceed \$1,300,000 will be credited to the loan balance upon release of liens on all contracts and disbursement of the final draw request by KIA to the borrower. The unforgiven principal balance of \$1,658,293 shall be repaid.

Section 4. The unforgiven principal shall be repayable over 20 years at an interest rate of 0.25%. In addition to debt service, a 0.25% annual administration fee on the unpaid loan balance will be charged. From annual revenues, \$7,400 must be set aside in a borrower held replacement reserve each December 1 until the balance reaches \$148,000 and maintained for the life of the loan. These terms are subject to adjustment upon execution of the loan agreement, upon changes in the project conditions or determination that the project will require authority financing to be done on a taxable basis.

Section 5. This Resolution and Order shall be in full force and effect from and after its adoption at a properly held meeting of the Kentucky Infrastructure Authority this 4th day of February, 2021.

\_\_\_\_\_  
DENNIS KEENE, CHAIR  
KENTUCKY INFRASTRUCTURE AUTHORITY

ATTEST:

\_\_\_\_\_  
MARGARET F. LINK, SECRETARY  
KENTUCKY INFRASTRUCTURE AUTHORITY

REVIEWED BY:

\_\_\_\_\_  
MATTHEW STEPHENS, GENERAL COUNSEL  
DEPARTMENT FOR LOCAL GOVERNMENT

January 21, 2021

Sandy Williams, Deputy Executive Director  
Kentucky Infrastructure Authority  
100 Airport Road, 3<sup>rd</sup> Floor  
Frankfort, Kentucky 40601

Re: F17-005 – City of Stanford  
Stanford Water Works--2724  
Activity ID: FGL20170003

Dear Mrs. Williams:


The Division of Water (DOW) hereby certifies that the City of Stanford is eligible to receive a \$268,293 loan increase to its \$2,690,000 funding commitment from the Drinking Water State Revolving Fund. The new loan amount is \$2,958,293. The DOW certifies that the project scope is consistent with the scope that was used to rank the project on the FY 2017 Intended Use Plan-Project Priority List.

The City of Stanford's status relative to the Drinking Water State Revolving Fund General Conditions is provided below:

1. DOW approved the bid authorization letter for the Contract 1 construction plans and specifications on December 18, 2017.
2. On December 8, 2017, DOW approved the Finding of No Significant Impact (FONSI) and Environmental Assessment (EA) for this project.
3. Construction bids were opened on March 7, 2019, and the Notice to Proceed was issued on April 11, 2019.

Upon compliance with the general conditions, the DOW will issue a final project certification prior to authorizing the loan agreement. A preconstruction and project management conference with the DOW was held on May 30, 2019. If you have any questions concerning this letter, please contact William Averell, Project Manager, at (502) 782-6882.

Sincerely,

E-Signed by Jory Becker  
VERIFY authenticity with eSign Desktop  


For:  
Paul Miller, P.E., Director  
Division of Water

PM/JMB: wa

c: The Honorable Dalton Miller, Mayor, City of Stanford  
Ryan Owens, General Manager, Stanford Water Commission  
Brandon L. Hamilton, P. E., Kenvirons, Inc.

<b>EXECUTIVE SUMMARY</b> <b>KENTUCKY INFRASTRUCTURE AUTHORITY</b> <b>FUND F, FEDERALLY ASSISTED DRINKING WATER</b> <b>REVOLVING LOAN FUND</b>		Reviewer	Alex Fisher	
		Date	February 4, 2021	
		KIA Loan Number	F17-005 Increase	
		WRIS Number	WX21137051	
BORROWER		CITY OF STANFORD LINCOLN COUNTY		
BRIEF DESCRIPTION				
The City of Stanford ("City") is requesting a Fund F loan increase of \$268,293 to supplement the Water System Upgrades project initially approved on March 2, 2017, which will bring the total loan amount up to \$2,958,293. The increase is due to unforeseen obstacles encountered during construction and an unexpected highway relocation. The unforeseen obstacles during construction include issues that resulted in a necessary increase in quantities beyond the bid scope. There were streets approved to receive new waterlines as part of the original project scope, and were bid with the project. However, this work had to be subsequently removed due to an unforeseen highway relocation project advanced by KYTC in the middle of construction. A change order was submitted.				
The initial project description and scope is help improve water pressure and replace aging and tuberculated cast iron waterlines that have been in service since the 1950's. A major portion of this project will be replacing a cross country 8" cast iron waterline which provides water directly to the City from the water treatment plant. This waterline needs to be replaced very soon due to its necessity and the fact that it is aging and has experienced many breaks. The remainder of the project will be various system wide replacements and connections of dead-end waterlines to create loops throughout the system.				
The city of Stanford currently serves 3,179 residential and 241 industrial and commercial customers.				
PROJECT FINANCING		PROJECT BUDGET		
Fund F Loan Increase	2,958,293	RD Fee %	Actual %	
USDA Rural Development	910,500			Legal Expenses 53,000
ARC	500,000			Relocation Expense & Payments 96,250
				Eng - Design / Const 7.2% 7.5% 237,000
				Eng - Insp 3.9% 4.1% 130,000
				Eng - Other 25,000
				Construction 3,159,612
				Equipment 657,591
				Contingency 10,340
TOTAL	\$4,368,793	TOTAL		\$4,368,793
REPAYMENT	Rate	0.25%	Est. Annual Payment	\$89,202
	Term	20 Years	1st Payment	6 Mo. after first draw
PROFESSIONAL SERVICES	Engineer	Kenvirons, Inc.		
	Bond Counsel	Rubin & Hays		
PROJECT SCHEDULE	Bid Opening	Jul-21		
	Construction Start	Sep-21		
	Construction Stop	Dec-21		
DEBT PER CUSTOMER	Existing	\$2,470		
	Proposed	\$2,876		
OTHER DEBT	See Attached			
RESIDENTIAL RATES	Current	Users	Avg. Bill	
		3,420	\$21.86 (for 4,000 gallons)	
REGIONAL COORDINATION	This project is consistent with regional planning recommendations.			
CASHFLOW	Cash Flow Before Debt Service	Debt Service	Cash Flow After Debt Service	Coverage Ratio
Audited 2017	574,346	3,753,839	(3,179,493)	0.2
Audited 2018	552,542	463,278	89,264	1.2
Audited 2019	511,627	467,295	44,332	1.1
Projected 2020	454,802	437,761	17,041	1.0
Projected 2021	418,192	439,688	(21,496)	1.0
Projected 2022	373,450	529,358	(155,908)	0.7
Projected 2023	335,361	530,367	(195,006)	0.6
Projected 2024	296,510	530,107	(233,597)	0.6



Reviewer: Alex Fisher  
Date: February 4<sup>th</sup>, 2021  
Loan Number: F17-005 Increase

**KENTUCKY INFRASTRUCTURE AUTHORITY  
DRINKING WATER STATE REVOLVING FUND (FUND F)  
CITY OF STANFORD, LINCOLN COUNTY  
PROJECT REVIEW  
WX21137051**

**I. PROJECT DESCRIPTION**

The City of Stanford ("City") is requesting a Fund F loan increase of \$268,293 to supplement the Water System Upgrades project initially approved on March 2, 2017, which will bring the total loan amount up to \$2,958,293. The increase is due to unforeseen obstacles encountered during construction and an unexpected highway relocation. The unforeseen obstacles during construction include issues that resulted in a necessary increase in quantities beyond the bid scope. There were streets approved to receive new waterlines as part of the original project scope, and were bid with the project. However, this work had to be subsequently removed due to an unforeseen highway relocation project advanced by KYTC in the middle of construction. A change order was submitted.

The initial project description and scope is to help improve water pressure and replace aging and tuberculated cast iron waterlines that have been in service since the 1950's. A major portion of this project will be replacing a cross country 8" cast iron waterline which provides water directly to the City from the water treatment plant. This waterline needs to be replaced very soon due to its necessity and the fact that it is aging and has experienced many breaks. The remainder of the project will be various system wide replacements and connections of dead-end waterlines to create loops throughout the system.

The city of Stanford currently serves 3,179 residential and 241 industrial and commercial customers.

## **II. PROJECT BUDGET**

	<b>Total</b>
Legal Expenses	53,000
Relocation Expense & Payments	96,250
Engineering Fees - Design	189,600
Engineering Fees - Construction	47,400
Engineering Fees - Inspection	130,000
Engineering Fees - Other	25,000
Construction	3,159,612
Equipment	657,591
Contingency	10,340
<b>Total</b>	<b>\$ 4,368,793</b>

## **III. PROJECT FUNDING**

	<b>Amount</b>	<b>%</b>
Fund F Loan Increase	\$ 2,958,293	68%
USDA Rural Development	910,500	21%
ARC	500,000	11%
<b>Total</b>	<b>\$ 4,368,793</b>	<b>100%</b>

## **IV. KIA DEBT SERVICE**

Construction Loan	\$ 2,958,293
Less: Principal Forgiveness	1,300,000
Amortized Loan Amount	\$ 1,658,293
Interest Rate	0.25%
Loan Term (Years)	20
Estimated Annual Debt Service	\$ 85,057
Administrative Fee (0.25%)	4,146
<b>Total Estimated Annual Debt Service</b>	<b>\$ 89,202</b>

## **V. PROJECT SCHEDULE**

Bid Opening	July 15, 2021
Construction Start	September 1, 2021
Construction Stop	December 1, 2021

## **VI. CUSTOMER COMPOSITION AND RATE STRUCTURE**

### **A) Customers**

Customers	Current	Proposed	Total
Residential	3,179	0	3,179
Commercial	239	0	239
Industrial	2	0	2
Total	3,420	0	3,420

### **B) Rates**

<b>Water (In City)</b>	Current	Prior
Date of Last Rate Increase	06/01/17	7/1/2013
Minimum 2,000 Gallons	\$13.08	\$12.24
Next 8,000 Gallons	4.39	4.11
Cost for 4,000 gallons	\$21.86	\$20.46
Increase %	6.8%	
Affordability Index (Rate/MHI)	0.7%	

<b>Water (Out of City)</b>	Current	Prior
Date of Last Rate Increase	06/01/17	7/1/2013
Minimum 2,000 Gallons	\$14.93	\$13.97
Next 8,000 Gallons	4.99	4.67
Cost for 4,000 gallons	\$24.91	\$23.31
Increase %	6.9%	
Affordability Index (Rate/MHI)	0.8%	

<b>Sewer (In City)</b>	Current	Prior
Date of Last Rate Increase	06/01/17	7/1/2013
Minimum 2,000 Gallons of water usage	\$14.32	\$11.64
Next 1,000 Gallons thereafter	5.39	4.38
Cost for 4,000 gallons	\$25.10	\$20.40
Increase %	23.0%	
Affordability Index (Rate/MHI)	0.8%	

<b>Sewer (Out of City)</b>	Current	Prior
Date of Last Rate Increase	06/01/17	7/1/2013
Minimum 2,000 Gallons of water usage	\$21.70	\$17.64
Next 1,000 Gallons thereafter	8.22	6.68
Cost for 4,000 gallons	\$38.14	\$31.00
Increase %	23.0%	
Affordability Index (Rate/MHI)	1.2%	

## **VII. 2020 CAPITALIZATION GRANT EQUIVALENCIES**

- 1) Green Project Reserve - The Drinking Water capitalization grant does not contain a “green” requirement.
- 2) Additional Subsidization – This project qualifies for additional subsidization. Principal forgiveness of 50% of the assistance amount, not to exceed \$1,300,000 will be credited to the loan balance upon release of liens on all contracts and disbursement of the final draw request by KIA to the borrower.

## **VIII. FINANCIAL ANALYSIS**

Financial information was obtained from the audited financial statements for the years ended June 30, 2017 through June 30, 2019. The non-cash impacts of GASB 68 – Accounting and Financial Reporting for Pensions and GASB 75 – Accounting and Financial Reporting for Other Postemployment Benefit have been removed from the operating expenses. Percentage references in the History section below are based on whole dollar amounts and not the rounded amounts presented.

### **HISTORY**

Revenues increased 7.5% from \$2.00 million in 2017 to \$2.15 million in 2019 while operating expenses increased 15% from \$1.43 million to \$1.64 million during the same period primarily due to increase in wages and related benefits. The debt coverage ratio was .2, 1.2, and 1.1 in 2017, 2018, and 2019 respectively.

The balance sheet reflects a current ratio of 1.5, a debt to equity ratio of 1.3, 33.8 days of sales in accounts receivable, and 1.3 months of operating expenses in unrestricted cash.

### **PROJECTIONS**

Projections are based on the following assumptions:

- 1) Revenues for water and sewer are projected flat.
- 2) Operating Expenses are projected to increase 2% per year.
- 3) Debt service coverage is 0.7 in 2022 when principal and interest repayments begin.

Based on the pro forma assumptions, the utility shows adequate cash flow to repay the KIA Fund F loan.

### **REPLACEMENT RESERVE**

The replacement reserve will be 5% (\$148,000 total) of the final amount borrowed (prior to principal forgiveness) to be funded annually (\$7,400 yearly) each December 1 for 20 years and maintained for the life of the loan.

## IX. DEBT OBLIGATIONS

	<b>Outstanding</b>	<b>Maturity</b>
Rural Water Bond	\$ 3,210,000	2047
Rural Utility Service Preachersville	166,400	2039
Rural Utility Service Danville	722,500	2055
Rural Utility Service Rehab	350,000	2058
USDA WTP Series A	3,427,500	2051
USDA WTP Series B	465,000	2051
KIA Loan F17-005 (i/a/o \$2,958,293)		TBD
<b>Total</b>	<b>\$ 8,341,400</b>	

## X. CONTACTS

### **Legal Applicant**

Entity Name	City of Stanford
Authorized Official	Dalton Miller (Mayor)
County	Lincoln
Email	clerkallen@stanfordky.gov
Phone	(606) 510-1045
Address	305 E Main St Stanford, KY 40484

### **Applicant Contact**

Name	Ryan Owens
Organization	Stanford Water Commission
Email	rowens@stanfordwater.com
Phone	(606) 365-4510
Address	842 E Main St Stanford, KY 40484

### **Project Administrator**

Name	Ryan Owens
Organization	Stanford Water Commission
Email	rowens@stanfordwater.com
Phone	(606) 365-4510
Address	842 E Main St Stanford , KY 40484

**Consulting Engineer**

PE Name	Brandon Hamilton
Firm Name	Kenvirons, Inc.
Email	bhamilton@kenvirons.com
Phone	(502) 695-4357
Address	770 Wilkinson Blvd Frankfort, KY 40601

**XI. RECOMMENDATIONS**

KIA staff recommends approval of the loan with one special condition below.

The comprehensive rate study currently under review shall be completed by December 31, 2021 and rates shall be adjusted to provide a 1.1 debt coverage ratio on all outstanding debt within 3 months of completion of the rate study. If rates are not adjusted within the allowable timeline, \$268,293 shall be immediately due and payable in full on June 1, 2022.

**CITY OF STANFORD**  
**FINANCIAL SUMMARY (JUNE YEAR END)**

	<b>Audited 2017</b>	<b>Audited 2018</b>	<b>Audited 2019</b>	<b>Projected 2020</b>	<b>Projected 2021</b>	<b>Projected 2022</b>	<b>Projected 2023</b>	<b>Projected 2024</b>
<b>Balance Sheet</b>								
<b>Assets</b>								
Current Assets	1,177,172	1,204,399	1,813,814	1,167,375	1,145,879	989,971	794,965	561,368
Other Assets	19,160,345	18,619,153	18,908,482	17,951,823	16,995,164	20,305,478	19,246,999	18,188,520
Total	20,337,517	19,823,552	20,722,296	19,119,198	18,141,043	21,295,449	20,041,964	18,749,888
<b>Liabilities &amp; Equity</b>								
Current Liabilities	506,862	499,739	1,247,626	551,223	562,323	572,323	583,123	594,223
Long Term Liabilities	9,645,903	10,125,226	10,450,135	10,246,235	10,034,035	11,823,028	11,595,828	11,360,528
Total Liabilities	10,152,765	10,624,965	11,697,761	10,797,458	10,596,358	12,395,351	12,178,951	11,954,751
Net Assets	10,184,752	9,198,587	9,024,535	8,321,740	7,544,685	8,900,098	7,863,013	6,795,137
<b>Cash Flow</b>								
Revenues	1,998,960	2,144,159	2,148,975	2,280,463	2,280,463	2,280,463	2,280,463	2,280,463
Operating Expenses	1,429,628	1,602,899	1,644,331	1,830,494	1,867,104	1,911,846	1,949,935	1,988,786
Other Income	5,014	11,282	6,983	4,833	4,833	4,833	4,833	4,833
Cash Flow Before Debt Service	574,346	552,542	511,627	454,802	418,192	373,450	335,361	296,510
<b>Debt Service</b>								
Existing Debt Service	3,753,839	463,278	467,295	437,761	439,688	440,156	441,165	440,905
Proposed KIA Loan	0	0	0	0	0	89,202	89,202	89,202
Total Debt Service	3,753,839	463,278	467,295	437,761	439,688	529,358	530,367	530,107
Cash Flow After Debt Service	(3,179,493)	89,264	44,332	17,041	(21,496)	(155,908)	(195,006)	(233,597)
<b>Ratios</b>								
Current Ratio	2.3	2.4	1.5	2.1	2.0	1.7	1.4	0.9
Debt to Equity	1.0	1.2	1.3	1.3	1.4	1.4	1.5	1.8
Days Sales in Accounts Receivable	34.7	39.1	33.8	33.8	33.8	33.8	33.8	33.8
Months Operating Expenses in Unrestricted Cash	1.1	1.0	1.3	1.3	1.1	0.1	(1.1)	(2.5)
Debt Coverage Ratio	0.2	1.2	1.1	1.0	1.0	0.7	0.6	0.6

Page Left Blank  
for 2 Sided Printing



**A  
T  
T  
A  
C  
H  
M  
E  
N  
T**

**I.B.7.**

Page Left Blank  
for 2 Sided Printing

**A RESOLUTION OF THE KENTUCKY INFRASTRUCTURE AUTHORITY  
AUTHORIZING AND APPROVING THE ISSUANCE OF OBLIGATIONS OF  
THE KENTUCKY INFRASTRUCTURE AUTHORITY TO REIMBURSE  
CAPITAL EXPENDITURES MADE BY GOVERNMENTAL AGENCIES  
PURSUANT TO LOANS MADE BY THE KENTUCKY INFRASTRUCTURE  
AUTHORITY TO SUCH GOVERNMENTAL AGENCIES**

**WHEREAS**, the Board of Directors of the Kentucky Infrastructure Authority (the "Authority") has heretofore approved the undertaking of the projects described in further detail in Exhibit A (collectively, the "Project"); and

**WHEREAS**, the Authority anticipates making loans to governmental agencies pursuant to the provisions of Chapter 224A of the Kentucky Revised Statutes (the "Act") for the Project and the governmental agencies may be expected to pay and/or incur costs with respect to the Project ("Prior Capital Expenditures") on or after the date of this resolution and prior to the issuance of the obligations (the "Obligations") which will finance the Project.

**NOW, THEREFORE BE IT RESOLVED** by the Board of Directors of the Kentucky Infrastructure Authority as follows:

**Section 1.** The Board of Directors hereby approves the use of the Obligations to finance the costs of the Project in the maximum principal amount set forth in Exhibit A plus costs of issuance related thereto and amounts required to fund a debt service reserve, if any, and declares its intent that any Prior Capital Expenditures made by the governmental agencies pursuant to loans made by the Authority will be made in anticipation of the issuance of such Obligations to reimburse said Prior Capital Expenditures. This declaration is made pursuant to Treas. Reg. §1.150-2.

**Section 2.** The Executive Director and Treasurer of the Authority are hereby authorized and directed to reimburse, not later than eighteen months after the later of (i) the date of the expenditure or (ii) the date the item was placed in service, but in any event not later than three years after the original expenditure, only those Prior Capital Expenditures made with respect to assets having a reasonably expected economic life of at least one year, and in addition, eligible preliminary expenditures paid and incurred prior to commencement of the Project.

**Section 3.** The Authority finds and determines that, consistent with the Authority's budgetary and financial circumstances, it does not have funds currently available and does not expect to have funds available in the future that may be allocated on a long-term basis, other than the proceeds of the Obligations, to finance the Prior Capital Expenditures.

**Section 4.** The Authority hereby directs the Executive Director, Secretary, and Treasurer to take the following action at the time the Prior Capital Expenditures are reimbursed from proceeds of the Obligations: (i) evidence the reimbursement on the books and records maintained with respect to the Obligations, and (ii) identify either the actual prior expenditure to be reimbursed or, in the case of reimbursement of a fund or account, the fund or account from which the expenditure was paid.

**Section 5.** The books, records and proceedings of the Authority with respect to this resolution shall be made reasonably available by the Authority for its inspection by the general public at the Authority's administrative office every business day during normal business hours commencing no later than 30 days after the passage of this resolution. Said books, record and proceedings of the Authority with respect to this resolution will continue to be reasonably available to the general public until the date of issuance of the Obligations.

**Section 6.** This Resolution shall be in full force and effect from and after its adoption. Passed and adopted this 4th day of February, 2021.

---

SANDY WILLIAMS, DEPUTY EXECUTIVE DIRECTOR  
KENTUCKY INFRASTRUCTURE AUTHORITY

ATTEST:

---

MARGARET F. LINK, SECRETARY  
KENTUCKY INFRASTRUCTURE AUTHORITY

REVIEWED BY:

---

MATTHEW STEPHENS, GENERAL COUNSEL  
DEPARTMENT FOR LOCAL GOVERNMENT

**EXHIBIT A**

<b><u>APPLICANT</u></b>	<b><u>LOAN #</u></b>	<b><u>AMOUNT</u></b>	<b><u>LOAN TOTAL</u></b>
City of Georgetown (Increase)	A19-009	\$7,857,216	\$21,400,000
City of Richmond (Increase)	A19-050	\$3,000,000	\$13,142,000
City of Jackson	A20-030	\$1,017,000	\$ 1,017,000
Farmdale Water District	A21-020	\$ 300,000	\$ 300,000
City of Whitesburg	A21-041	\$1,800,000	\$ 1,800,000
Hyden-Leslie County Water District (Director Level Increase)	B19-008	\$ 100,000	\$ 2,835,000
City of Stanford (Increase)	F17-005	\$ 268,293	\$ 2,958,293

Page Left Blank  
for 2 Sided Printing

**FUNDS A, A2, B, B1, B2, C, F, F2**

**Kentucky CWSRF Sources and Uses of Funds for SFY 2021**

July 1, 2020 through June 30, 2021

<b>Funding Sources</b>	<b>Federal Contribution</b>	<b>State Contribution</b>	<b>CWSRF Fund</b>	<b>Total</b>
Estimated Deobligated Funds (net of increases)			32,611,000	32,611,000
Loan Repayments (P&I)			63,405,000	63,405,000
Investment Interest Earnings			50,000	50,000
Banked Prior Year Administration Funds	445,000			445,000
FFY 2020 Capitalization Grant	20,225,000	4,045,000		24,270,000
<b>Total Funding Sources</b>	<b>20,670,000</b>	<b>4,045,000</b>	<b>96,066,000</b>	<b>120,781,000</b>

**Projects Approved by the KIA Board in SFY 2021**

<b>Borrower</b>	<b>Loan Number</b>	<b>New Loan Commitments</b>	<b>Loan Increase Commitments</b>	<b>Board Date</b>
City of Pineville	A20-004	2,454,000		07/09/20
City of Bedford	A20-023	909,500		07/09/20
City of Calvert City	A20-018	2,905,800		08/06/20
City of Dawson Springs	A20-019	1,000,000		08/06/20
City of Lewisburg	A21-001	533,894		08/06/20
Greenup Joint Sewer Agency	A20-029	2,715,000		09/24/20
City of Eddyville	A21-003	2,321,100		12/03/20
City of Hopkinsville	A19-003		5,000,000	01/07/21
<b>Total Commitments:</b>		<b>12,839,294</b>	<b>5,000,000</b>	

<b>Total Funding Sources:</b>	120,781,000
<b>Less Leverage Bond Debt Service:</b>	-21,695,000
<b>Less Banked Prior Year Administration:</b>	-445,000
<b>Less Administration:</b>	-809,000
<b>Less Total Commitments:</b>	-17,839,294
<b>Funds for Projects Pending Approval:</b>	<b>79,992,706</b>



**Kentucky DWSRF Sources and Uses of Funds for SFY 2021**

July 1, 2020 through June 30, 2021

<b>Funding Sources</b>	<b>Federal Contribution</b>	<b>State Contribution</b>	<b>DWSRF Fund</b>	<b>Total</b>
Uncommitted Prior Year Loan Funds			38,683,000	38,683,000
Loan Repayments (P&I)			17,005,840	17,005,840
Investment Interest Earnings			20,000	20,000
Banked Prior Year Set-Aside Funds	1,000,000			1,000,000
2019 Capitalization Grant	18,144,000	3,628,800		21,772,800
<b>Total Funding Sources</b>	<b>19,144,000</b>	<b>3,628,800</b>	<b>55,708,840</b>	<b>78,481,640</b>

**Projects Approved by the KIA Board in SFY 2021**

<b>Borrower</b>	<b>Loan Number</b>	<b>New Loan Commitments</b>	<b>Loan Increase Commitments</b>	<b>Board Date</b>
City of Whitesburg	F20-026	600,000		8/6/20; 11/5/20
City of Whitesburg	F21-019	2,200,000		11/05/20
McCreary County WD	F21-025	270,000		11/05/20
City of Hazard	F21-076	1,637,500		11/05/20
City of Albany	F21-009	2,500,000		01/07/21
City of Harlan	F21-016	1,463,000		01/07/21
City of Harlan	F21-021	2,549,645		01/07/21
<b>Total Commitments:</b>		<b>11,220,145</b>	<b>0</b>	

<b>Total Funding Sources:</b>	<b>78,481,640</b>
<b>Less Leverage Bond Debt Service:</b>	<b>-5,308,000</b>
<b>Less Banked Prior Year Set-Aside Funds:</b>	<b>-1,000,000</b>
<b>Less Administration:</b>	<b>-725,760</b>
<b>Less State Program Management:</b>	<b>-1,814,400</b>
<b>Less Technical Assistance:</b>	<b>-362,880</b>
<b>Less Local and Other Assistance:</b>	<b>-2,721,600</b>
<b>Less Total Commitments:</b>	<b>-11,220,145</b>
<b>Funds for Projects Pending Approval:</b>	<b>55,328,855</b>

<p align="center"><b>KENTUCKY INFRASTRUCTURE AUTHORITY</b>  <b>FEDERALLY ASSISTED WASTEWATER REVOLVING LOAN FUND ---- (FUND A)</b></p>
--

**AVAILABLE FUNDS FFY 1989:**

FEDERAL TITLE VI GRANT FUNDS	\$33,237,382
UNUSED TITLE II GRANT FUNDS	\$5,873,998
BOND PROCEEDS (20%)	\$7,822,276
ADMINISTRATION (4%)	(\$1,564,455)
NET 89 SRF FUNDS	<u>\$45,369,201</u>

**AVAILABLE FUNDS FFY 1990:**

FEDERAL TITLE VI GRANT FUNDS	\$17,798,449
BOND PROCEEDS (20%)	\$3,559,690
ADMINISTRATION (4%)	(\$711,938)
NET 90 SRF FUNDS	<u>\$20,646,201</u>

**AVAILABLE FUNDS FFY 1991:**

FEDERAL TITLE VI GRANT FUNDS	\$31,258,282
BOND PROCEEDS (20%)	\$6,251,656
ADMINISTRATION (4%)	(\$1,250,331)
NET 91 SRF FUNDS	<u>\$36,259,607</u>

**AVAILABLE FUNDS FFY 1992:**

FEDERAL TITLE VI GRANT FUNDS	\$25,429,111
BOND PROCEEDS (20%)	\$5,085,822
ADMINISTRATION (4%)	(\$1,017,164)
NET 92 SRF FUNDS	<u>\$29,497,769</u>

**AVAILABLE FUNDS FFY 1993:**

FEDERAL TITLE VI GRANT FUNDS	\$24,462,603
BOND PROCEEDS (20%)	\$4,892,521
ADMINISTRATION (4%)	(\$978,504)
NET 93 SRF FUNDS	<u>\$28,376,620</u>

**AVAILABLE FUNDS FFY 1994:**

FEDERAL TITLE VI GRANT FUNDS	\$15,178,779
BOND PROCEEDS (20%)	\$3,035,756
ADMINISTRATION (4%)	(\$607,151)
NET 94 SRF FUNDS	<u>\$17,607,384</u>

**AVAILABLE FUNDS FFY 1995:**

FEDERAL TITLE VI GRANT FUNDS	\$15,676,353
BOND PROCEEDS (20%)	\$3,135,271
ADMINISTRATION (4%)	(\$627,054)
NET 95 SRF FUNDS	<u>\$18,184,570</u>

**AVAILABLE FUNDS FFY 1996:**

FEDERAL TITLE VI GRANT FUNDS	\$25,678,432
BOND PROCEEDS (20%)	\$5,135,686
ADMINISTRATION (4%)	(\$1,027,137)
NET 96 SRF FUNDS	<u>\$29,786,981</u>

**ADDITIONAL FUNDS FFY 1997:**

FEDERAL TITLE VI GRANT FUNDS	\$7,912,200
BOND PROCEEDS (20%)	\$1,582,440
ADMINISTRATION (4%)	(\$316,488)
NET ADD'L 97 SRF FUNDS	<u>\$9,178,152</u>

**AVAILABLE FUNDS FFY 1998:**

FEDERAL TITLE VI GRANT FUNDS	\$17,138,187
BOND PROCEEDS (20%)	\$3,427,637
ADMINISTRATION (4%)	(\$685,527)
NET 98 SRF FUNDS	<u>\$19,880,297</u>

**AVAILABLE FUNDS FFY 1999:**

FEDERAL TITLE VI GRANT FUNDS	\$17,139,573
BOND PROCEEDS (20%)	\$3,427,914
ADMINISTRATION (4%)	(\$685,582)
NET 98 SRF FUNDS	<u>\$19,881,905</u>

**AVAILABLE FUNDS FFY 2000:**

FEDERAL TITLE VI GRANT FUNDS	\$17,081,460
BOND PROCEEDS (20%)	\$3,416,292
ADMINISTRATION (4%)	(\$683,258)
NET 00 SRF FUNDS	<u>\$19,814,494</u>

**AVAILABLE FUNDS FFY 2001:**

FEDERAL TITLE VI GRANT FUNDS	\$16,929,594
BOND PROCEEDS (20%)	\$3,385,919
ADMINISTRATION (4%)	(\$677,184)
NET 01 SRF FUNDS	<u>\$19,638,329</u>

**AVAILABLE FUNDS FFY2006:**

FEDERAL TITLE VI GRANT FUNDS	\$11,145,123
BOND PROCEEDS (20%)	\$2,229,025
ADMINISTRATION (4%)	(\$445,804)
NET 06 SRF FUNDS	<u>\$12,928,344</u>

**AVAILABLE FUNDS FFY2007:**

FEDERAL TITLE VI GRANT FUNDS	\$13,621,905
BOND PROCEEDS (20%)	\$2,724,381
ADMINISTRATION (4%)	(\$544,876)
NET 07 SRF FUNDS	<u>\$15,801,410</u>

**AVAILABLE FUNDS FFY2008:**

FEDERAL TITLE VI GRANT FUNDS	\$8,648,100
BOND PROCEEDS (20%)	\$1,729,620
ADMINISTRATION (4%)	(\$345,924)
NET 08 SRF FUNDS	<u>\$10,031,796</u>

**AVAILABLE FUNDS FFY2009:**

FEDERAL TITLE VI GRANT FUNDS	\$8,648,100
BOND PROCEEDS (20%)	\$1,729,620
ADMINISTRATION (4%)	(\$345,924)
NET 09 SRF FUNDS	<u>\$10,031,796</u>

**AVAILABLE FUNDS FFY2010:**

FEDERAL TITLE VI GRANT FUNDS	\$25,932,000
BOND PROCEEDS (20%)	\$5,186,400
ADMINISTRATION (4%)	(\$1,037,280)
NET 10 SRF FUNDS	<u>\$30,081,120</u>

**AVAILABLE FUNDS FFY2011:**

FEDERAL TITLE VI GRANT FUNDS	\$18,794,000
BOND PROCEEDS (20%)	\$3,758,800
ADMINISTRATION (4%)	(\$751,760)
NET 11 SRF FUNDS	<u>\$21,801,040</u>

**AVAILABLE FUNDS FFY2012:**

FEDERAL TITLE VI GRANT FUNDS	\$17,987,000
BOND PROCEEDS (20%)	\$3,597,400
ADMINISTRATION (4%)	(\$719,480)
NET 12 SRF FUNDS	<u>\$20,864,920</u>

**AVAILABLE FUNDS FFY2013:**

FEDERAL TITLE VI GRANT FUNDS	\$16,992,000
BOND PROCEEDS (20%)	\$3,398,400
ADMINISTRATION (4%)	(\$679,680)
NET 13 SRF FUNDS	<u>\$19,710,720</u>

**AVAILABLE FUNDS FFY2014:**

FEDERAL TITLE VI GRANT FUNDS	\$17,845,000
BOND PROCEEDS (20%)	\$3,569,000
ADMINISTRATION (4%)	(\$713,800)
NET 14 SRF FUNDS	<u>\$20,700,200</u>

**AVAILABLE FUNDS FFY2015:**

FEDERAL TITLE VI GRANT FUNDS	\$17,754,000
BOND PROCEEDS (20%)	\$3,550,800
ADMINISTRATION (4%)	(\$710,160)
NET 15 SRF FUNDS	<u>\$20,594,640</u>

**AVAILABLE FUNDS FFY2016:**

FEDERAL TITLE VI GRANT FUNDS	\$17,005,000
BOND PROCEEDS (20%)	\$3,401,000
ADMINISTRATION (4%)	(\$680,200)
NET 16 SRF FUNDS	<u>\$19,725,800</u>

**AVAILABLE FUNDS FFY2017:**

FEDERAL TITLE VI GRANT FUNDS	\$16,874,000
BOND PROCEEDS (20%)	\$3,374,800
ADMINISTRATION (4%)	(\$674,960)
NET 17 SRF FUNDS	<u>\$19,573,840</u>

**AVAILABLE FUNDS FFY2018:**

FEDERAL TITLE VI GRANT FUNDS	\$20,428,000
BOND PROCEEDS (20%)	\$4,085,600
ADMINISTRATION (4%)	(\$817,120)
NET 18 SRF FUNDS	<u>\$23,696,480</u>

**AVAILABLE FUNDS FFY 2002:**

FEDERAL TITLE VI GRANT FUNDS	\$16,967,313
BOND PROCEEDS (20%)	\$3,393,463
ADMINISTRATION (4%)	(\$678,692)
NET 02 SRF FUNDS	<u>\$19,682,084</u>

**AVAILABLE FUNDS FFY2003:**

FEDERAL TITLE VI GRANT FUNDS	\$16,857,027
BOND PROCEEDS (20%)	\$3,371,405
ADMINISTRATION (4%)	(\$674,281)
NET 03 SRF FUNDS	<u>\$19,554,151</u>

**AVAILABLE FUNDS FFY2004:**

FEDERAL TITLE VI GRANT FUNDS	\$16,867,224
BOND PROCEEDS (20%)	\$3,373,445
ADMINISTRATION (4%)	(\$674,688)
NET 04 SRF FUNDS	<u>\$19,565,981</u>

**AVAILABLE FUNDS FFY2005:**

FEDERAL TITLE VI GRANT FUNDS	\$13,714,668
BOND PROCEEDS (20%)	\$2,742,934
ADMINISTRATION (4%)	(\$548,586)
NET 05 SRF FUNDS	<u>\$15,909,016</u>

**AVAILABLE FUNDS FFY2019:**

FEDERAL TITLE VI GRANT FUNDS	\$20,223,000
BOND PROCEEDS (20%)	\$4,044,600
ADMINISTRATION (4%)	(\$808,920)
NET 19 SRF FUNDS	<u>\$23,458,680</u>

**AVAILABLE FUNDS FFY2020:**

FEDERAL TITLE VI GRANT FUNDS	\$20,225,000
BOND PROCEEDS (20%)	\$4,045,000
ADMINISTRATION (4%)	(\$809,000)
NET 20 SRF FUNDS	<u>\$23,461,000</u>

<b>ACCUMULATED SRF FUNDS</b>	<b><u>\$681,294,528</u></b>
------------------------------	-----------------------------

<b>CURRENT REVOLV/SURPL FUND BAL</b>	<b><u>\$188,760,177</u></b>
--------------------------------------	-----------------------------

<b>LEVERAGE FUND BALANCE</b>	<b><u>\$0</u></b>
------------------------------	-------------------

TOTAL PROJECT AMOUNT	KIA LOAN AMOUNT	DATE APPROVED
-------------------------	--------------------	------------------

**PROJECTS APPROVED IN SFY 1989:**

1 PIKEVILLE, CITY OF (1)	\$3,047,285	\$3,199,217 (c)	05-03-89	(AMD. 11-19-90 & 9-16-91)
2 MANCHESTER, CITY OF	\$4,451,803	\$2,209,119 (c)	5-03-89	
3 JENKINS, CITY OF	\$2,724,307	\$1,654,780 (c)	5-03-89	
<b>TOTALS</b>	<b><u>\$10,223,395</u></b>	<b><u>\$7,063,116</u></b>		

4 MT. WASHINGTON, CITY OF	\$1,957,322	\$908,187 (c)	8-07-89	
5 MAYFIELD, CITY OF	\$4,067,194	\$3,425,343 (c)	8-07-89	(AMD. 8-16-90)
6 DANVILLE, CITY OF	\$634,900	\$418,055 (c)	8-07-89; 70/7/04	Assumed from Perryville
7 JACKSON, CITY OF (1)	\$3,241,350	\$1,606,068 (c)	9-27-89	(AMD. 11-12-92)
8 SOUTH SHORE, CITY OF	\$2,982,085	\$2,031,315 (c)	12-13-89	(AMD. 6-20-91)
<b>TOTALS</b>	<b><u>\$12,882,851</u></b>	<b><u>\$8,388,968</u></b>		

**PROJECTS APPROVED IN SFY 1991:**

9 LEWISBURG, CITY OF	\$751,974	\$667,388 (c)	8-16-90	
10 PROVIDENCE, CITY OF (1)	\$3,803,625	\$2,828,680 (c)	8-16-90	
11 PROVIDENCE, CITY OF (2)	\$820,069	\$820,069 (c)	8-16-90	
12 CAMPTON, CITY OF	\$669,615	\$367,641 (c)	8-16-90	(AMD. 11-19-90)
13 BOWLING GREEN, CITY OF (1)	\$9,459,163	\$6,570,011 (c)	11-19-90	
14 BOWLING GREEN, CITY OF (2)	\$2,616,756	\$2,616,756 (c)	11-19-90	
15 ELIZABETHTOWN, CITY OF	\$9,851,000	\$9,226,158 (c)	1-31-91	
16 PINEVILLE, CITY OF (1)	\$3,169,900	\$2,293,544 (c)	3-28-91	(AMD. 11-12-92 & 12-1-93)
17 BUTLER, CITY OF	\$373,850	\$187,950 (c)	3-28-91	
18 LONDON, CITY OF	\$7,148,495	\$6,305,753 (c)	6-20-91	
<b>TOTALS</b>	<b><u>\$38,664,447</u></b>	<b><u>\$31,883,950</u></b>		

**PROJECTS APPROVED IN SFY 1992:**

19 BOYD COUNTY FISCAL COURT	\$3,789,000	\$2,237,342 (c)	7-24-91	
20 WILLIAMSBURG, CITY OF	\$1,024,110	\$931,344 (c)	9-16-91	
21 GREENUP, CITY OF	\$453,800	\$442,739 (c)	9-16-91	(AMD. 1-23-93)
22 GEORGETOWN, CITY OF	\$6,009,300	\$6,119,705 (c)	9-16-91	
23 STANFORD, CITY OF	\$1,177,312	\$685,289 (c)	9-16-91	
24 HICKMAN, CITY OF	\$2,641,171	\$1,779,494 (c)	9-18-91	(AMD. 11-12-92)
25 BRANDENBURG, CITY OF	\$2,091,294	\$1,802,290 (c)	11-01-91	(AMD. 5-13-92)
26 MIDDLESBORO, CITY OF	\$832,085	\$175,785 (c)	11-01-91	
27 CAMPBELL/KENTON S.D. (MELBOURNE)	\$1,196,365	\$773,156 (c)	11-01-91	(AMD. 9-10-92)
28 MURRAY, CITY OF	\$5,121,690	\$5,161,272 (c)	11-01-91	
29 CUMBERLAND, CITY OF	\$1,366,700	\$680,417 (c)	12-04-91	
30 WHEELWRIGHT, CITY OF	\$971,000	\$361,675 (c)	12-04-91	
31 EMINENCE, CITY OF	\$4,071,300	\$1,328,600 (c)	2-25-92	(REAP. 2-16-94)
32 PADUCAH-MCCRACKEN JOINT SEWER AGENCY	\$1,889,950	\$1,495,501 (c)	5-13-92	(ASSUMED FROM REIDLAND)
33 FLEMINGSBURG, CITY OF	\$1,128,194	\$1,142,183 (c)	5-13-92	
34 WEBSTER COUNTY FISCAL COURT	\$3,211,937	\$2,378,237 (c)	5-13-92	(REAP. 9-27-94)
<b>TOTALS</b>	<b><u>\$36,975,208</u></b>	<b><u>\$27,495,029</u></b>		

**PROJECTS APPROVED IN SFY 1993:**

35 FRANKLIN, CITY OF (1)	\$497,979	\$497,979 (c)	9-10-92	AMD.
36 CORINTH, CITY OF	\$1,089,866	\$200,766 (c)	11-12-92	
37 PLEASUREVILLE, CITY OF	\$2,976,200	\$785,200 (c)	11-12-92	(AMD. 3-31-95)
38 HOPKINSVILLE, CITY OF (1)	\$9,845,968	\$9,693,741 (c)	12-17-92	(AMD. 9-1-94)
39 MARTIN, CITY OF	\$2,295,847	\$579,212 (c)	12-17-92	
40 OLIVE HILL, CITY OF	\$3,245,120	\$2,426,003 (c)	01-29-93	(AMD 10/6/05)
41 NICHOLASVILLE PUBLIC UTILITIES	\$16,340,413	\$15,740,449 (c)	05-05-93	(REAP. 3-31-95)(AMD.12-18-98)
<b>TOTALS</b>	<b><u>\$36,291,393</u></b>	<b><u>\$29,923,350</u></b>		

	TOTAL PROJECT AMOUNT	KIA LOAN AMOUNT	DATE APPROVED	
<b>PROJECTS APPROVED IN SFY 1994:</b>				
42 PINEVILLE, CITY OF (2)	\$940,000	\$418,542 (c)	07-07-93	(REAP. 3-31-95)
43 IRVINE, CITY OF	\$2,883,563	\$1,658,248 (c)	08-31-93	(REAP. 3-31-95 & AMD. 8-29-96)
44 BENHAM, CITY OF	\$1,916,066	\$853,191 (c)	08-31-93	(REAP. 3-31-95)
45 PRINCETON, CITY OF (Part 1)	\$3,722,362	\$2,365,520 (c)	12-01-93	(REAP. 5-30-95)
46 PRINCETON, CITY OF (Part 2)	\$1,045,618	\$597,712 (c)	12-01-93	(REAP. 5-30-95)
47 HOPKINSVILLE, CITY OF	\$885,720	\$646,748 (c)	02-16-94; 4-7-11	(REAP. 8-30-95) Assumed from Crofton (AMD.5-30-95)(AMD.7-13-98)
48 LEDBETTER SANITATION DISTRICT #1	\$4,767,980	\$3,624,359 (c)	05-11-94	
49 HAZARD, CITY OF	\$7,746,540	\$6,511,067 (c)	05-11-94	
50 SHELBY COUNTY SANITATION DISTRICT #1	\$2,100,000	\$1,402,737 (c)	05-11-94	(Assumed from Shelby Co SD #1)
51 LAGRANGE, CITY OF	\$898,515	\$832,777 (c)	06-29-94	(AMD. 7-17-95)
52 MADISONVILLE, CITY OF	\$15,713,000	\$15,552,994 (c)	06-29-94	
53 DAWSON SPRINGS, CITY OF	\$846,480	\$816,170 (c)	06-29-94	
54 CATLETTSBURG, CITY OF	\$5,678,656	\$3,200,000 (s)	06-29-94	(REAP. 12-5-95)(AMD.12-4-96)
<b>TOTALS</b>	<b>\$49,144,500</b>	<b>\$38,480,065</b>		
<b>PROJECTS APPROVED IN SFY 1995:</b>				
55 HOPKINSVILLE, CITY OF	\$401,000	\$240,264 (c)	08-30-94; 4-7-11	Assumed from Pembroke
56 MT. STERLING, CITY OF	\$1,110,540	\$1,055,969 (c)	08-30-94	
57 WEST LIBERTY, CITY OF	\$737,972	\$329,764 (c)	08-30-94	(AMD. 2-26-96)
58 MT. VERNON, CITY OF	\$998,650	\$652,162 (c)	08-30-94	(REAP. 2-26-96) (REAP.3-6-97)
59 WORTHINGTON, CITY OF	\$790,000	\$388,332 (c)	08-30-94	
60 SOMERSET, CITY OF	\$2,759,200	\$2,631,067 (c)	08-30-94	
61 PERRY COUNTY S.D. #1	\$845,790	\$601,673 (c)	08-30-94	(AMD. 6/1/97)
62 BOYD COUNTY (PHASE II)	\$6,990,000	\$6,270,000 (s)	09-27-94	(AMD. 2-2-95)(AMD 12-10-99)
63 FRANKLIN, CITY OF (2)	\$2,600,080	\$2,572,240 (c)	09-27-94	
64 BRODHEAD, CITY OF	\$899,411	\$502,650 (c)	11-29-94	
65 NEWPORT, CITY OF	\$1,759,645	\$1,596,327 (c)	11-29-94	(AMD. 8-29-96)
66 PIKEVILLE, CITY OF (2)	\$3,466,413	\$2,134,015 (c)	11-29-94	(AMD. 8-30-95) (AMD.6-19-97)(ASSUMED FROM REIDLAND)
67 PADUCAH-MCCRACKEN JOINT SEWER AGENCY	\$3,798,069	\$3,516,117 (c)	11-29-94	
68 HOPKINSVILLE, CITY OF (2)	\$3,715,533	\$3,191,098 (c)	02-02-95	
69 JENKINS, CITY OF (2)	\$719,755	\$719,755 (c)	02-02-95	
70 RUSSELL, CITY OF	\$244,730	\$71,666 (c)	02-02-95	
71 LEBANON, CITY OF	\$6,491,336	\$5,805,838 (c)	03-31-95	
72 REGIONAL WATER RESOURCE AGENCY (O'BORO)	\$11,885,276	\$7,160,493 (c)	03-31-95	
73 MOREHEAD, CITY OF (RCSD)	\$3,347,424	\$3,130,152 (c)	03-31-95	(Assumed from RCSD)
74 GREENUP CO. ENVIRONMENTAL COMMISSION	\$3,798,920	\$3,370,168 (c)	5-30-95	(AMD. 3/16/99)
75 BOYD / GREENUP SANITATION DISTRICT #1	\$391,116	\$371,573 (c)	5-30-95	
76 PIKEVILLE, CITY OF	\$1,953,260	\$462,584 (c)	5-30-95; 3/2/06	Assumed from Mtn WD
<b>TOTALS</b>	<b>\$59,704,120</b>	<b>\$46,773,907</b>		
<b>PROJECTS APPROVED IN SFY 1996:</b>				
NONE	\$0	\$0		
<b>TOTALS</b>	<b>\$0</b>	<b>\$0</b>		
<b>PROJECTS APPROVED IN SFY 1997:</b>				
77 HARLAN, CITY OF	\$6,053,575	\$2,546,299 (c)	7-18-96	(REAP. 4-27-98)
78 HAWESVILLE, CITY OF	\$871,000	\$435,000 (c)	7-18-96	
79 EMINENCE, CITY OF	\$1,381,339	\$945,408 (c)	7-18-96	
80 SCOTTSVILLE, CITY OF	\$4,608,815	\$3,959,472 (c)	7-18-96	
81 ELKHORN CITY, CITY OF	\$926,726	\$926,726 (c)	7-18-96	(AMD 4-1-98)
82 GRAYSON, CITY OF	\$3,635,970	\$3,424,567 (s)	7-18-96	(AMD. 9-1-98)
83 MOREHEAD, CITY OF	\$2,357,176	\$781,381 (c)	7-18-96	
84 JACKSON, CITY OF	\$719,287	\$681,983 (c)	8-29-96	
85 LAWRENCE, COUNTY OF	\$1,566,000	\$868,219 (c)	3-6-97	(AMD 11/1/01)
86 GREENUP CO. ENVIRONMENTAL COMMISSION	\$2,368,793	\$2,331,195 (c)	3-6-97	
87 HARDIN CO WATER DISTRICT 1	\$4,846,450	\$4,809,652 (c)	6-19-97; 3/6/08	Assumed from Radcliff
88 WARREN COUNTY WATER DISTRICT (1)	\$1,082,400	\$980,781 (c)	6-19-97	
	<b>\$30,417,531</b>	<b>\$22,690,683</b>		
<b>PROJECTS APPROVED IN SFY 1998:</b>				
89 CRESTWOOD, CITY OF	\$351,516	\$351,516 (c)	8-14-97; 3/2/06	(A1) Assump. fell through
90 PARIS, CITY OF	\$723,734	\$402,667 (c)	11-10-97	(A1)
91 LEWISPORT, CITY OF	\$2,279,000	\$1,074,308 (c)	11-10-97	
92 MAYSVILLE, CITY OF	\$12,538,828	\$11,722,252 (c)	2-26-98	
93 WARREN COUNTY WATER DISTRICT (2)	\$265,000	\$253,057 (c)	2-26-98	
94 PRESTONSBURG, CITY OF	\$4,392,500	\$919,183 (c)	2-26-98	
95 Louisville & Jefferson Co. Metro. Sewer Dist.	\$10,358,404	\$6,498,266 (c)	4/27/98; 3/2/06; 4/4/19	Assumed from Crestwood
<b>TOTALS</b>	<b>\$30,908,982</b>	<b>\$21,221,249</b>		

	TOTAL PROJECT AMOUNT	KIA LOAN AMOUNT	DATE APPROVED	
<b><u>PROJECTS APPROVED IN SFY 1999:</u></b>				
96 PARIS, CITY OF	\$7,528,385	\$5,943,287 (c)	9-1-98	
97 MIDWAY, CITY OF	\$282,250	\$141,125 (c)	10-13-98	(A1)
98 MAYFIELD, CITY OF	\$1,401,962	\$1,160,472 (c)	10-13-98	
99 WURLAND, CITY OF	\$125,900	\$103,950 (c)	12/18/98; 6/26/14 (A1)	Assumed by Greenup JSA - B14-013
100 DANVILLE, CITY OF	\$7,712,132	\$7,615,106 (c)	12-18-98	(AMD 01/8/04)
101 LEWIS COUNTY SANITATION DIST NO. 1	\$2,924,800	\$620,001 (c)	04-27-99	AMD 10/7/99
<b>TOTALS</b>	<b>\$19,975,429</b>	<b>\$15,583,941</b>		
<b><u>PROJECTS APPROVED IN SFY 2000:</u></b>				
102 MOREHEAD, CITY OF	\$1,100,372	\$279,000 (c)	09-01-99	
103 HOPKINSVILLE, CITY OF	\$889,478	\$834,891 (c)	09-01-99	AMD 6/8/00
104 RWRA-OWENSBORO	\$26,264,248	\$25,963,257 (c)	12/10/99	AMD 6/2/05
105 SOUTH SHORE, CITY OF	\$502,790	\$188,849 (c)	12/10/99	
106 MOREHEAD, CITY OF	\$592,695	\$257,300 (c)	4/4/00	
107 MIDWAY, CITY OF	\$4,337,596	\$702,589 (c)	6/6/2000	
<b>TOTALS</b>	<b>\$33,687,179</b>	<b>\$28,225,886</b>		
<b><u>PROJECTS APPROVED IN SFY 2001:</u></b>				
108 PIKEVILLE, CITY OF	\$1,205,484	\$1,116,574 (c)	07/18/2000; 5/16/01	
109 WURLAND, CITY OF	\$1,717,540	\$1,561,400 (c)	9/6/01; 3/2/06	Assumed from Mtn WD
110 LEITCHFIELD, CITY OF	\$6,146,196	\$5,355,560 (c)	7/18/00; 6/26/14	Assumed by Greenup JSA - B14-013
111 CLOVERPORT, CITY OF	\$57,500	\$57,500 (c)	8/29/00	
112 WHITE PLAINS, CITY OF	\$2,250,400	\$669,700 (c)	11/22/00	(A1)
113 MANCHESTER, CITY OF	\$5,060,376	\$1,053,589 (c)	12/21/00	
114 ARLINGTON, CITY OF	\$677,333	\$167,567 (c)	1/25/01	
<b>TOTALS</b>	<b>\$17,114,829</b>	<b>\$9,981,890</b>	6/7/01	
<b><u>PROJECTS APPROVED IN SFY2002:</u></b>				
115 CARROLLTON, CITY OF	\$6,997,101	\$2,518,301 (c)	8/9/01	AMD 9/6/01
116 MT. STERLING WAT & SEW COMMISSION	\$13,908,185	\$11,936,783 (c)	2/7/02	
117 SHEPHERDSVILLE, CITY OF	\$9,976,728	\$7,581,466 (c)	2/7/02	
118 MARION, CITY OF	\$312,715	\$312,715 (c)	3/7/02	(A1) AMD 1/9/03
119 GREENVILLE, CITY OF	\$2,242,571	\$2,223,347 (c)	3/7/02	
120 LEBANON JUNCTION, CITY OF	\$2,898,419	\$1,813,385 (c)	4/4/02	AMD 7/1/05
121 HARRODSBURG, CITY OF	\$4,418,916	\$3,314,760 (c)	5/2/02	
122 GREENUP JOINT SEWER AGENCY	\$1,782,900	\$1,782,872 (c)	6/6/02; 6/26/14	Assumed from Wurland
<b>TOTALS</b>	<b>\$42,537,535</b>	<b>\$31,483,629</b>		
<b><u>PROJECTS APPROVED IN SFY 2003</u></b>				
123 SALYERSVILLE, CITY OF	\$7,662,832	\$2,035,486 (c)	8/15/02	AMD 9/19/03
124 LONDON, CITY OF	\$15,262,069	\$9,864,503 (c)	10/3/02	
125 Paducah McCracken Joint Sewer Agency	\$1,497,900	\$1,382,413 (c)	2/6/03	
126 Boyd & Greenup Co Sanitation Dist #1	\$849,503	\$694,844 (c)	5/1/03	
<b>TOTALS</b>	<b>\$25,272,304</b>	<b>\$13,977,246</b>		
<b><u>PROJECTS APPROVED IN SFY 2004</u></b>				
127 HOPKINSVILLE, CITY OF	\$4,979,920	\$4,682,517 (c)	8/7/03	
128 MOUNTAIN WATER DISTRICT	\$729,158	\$184,695 (c)	9/4/03	
129 BENTON, CITY OF	\$1,823,194	\$293,902 (c)	12/4/03; 10/7/04	
130 PADUCAH-MCCRACKEN JSA	\$1,401,000	\$1,229,425 (c)	12/4/03	
131 MARION, CITY OF	\$1,775,704	\$515,296 (c)	3/4/04	
132 MOREHEAD, CITY OF	\$11,233,204	\$7,189,123 (c)	3/4/04; AMD 11/05	
133 PADUCAH-MCCRACKEN JSA	\$1,040,275	\$908,403 (c)	3/4/04	
134 JESSAMINE-SOUTH ELKHORN WAT DIST	\$298,200	\$196,861 (c)	4/1/04	(A1)
135 BERE A, CITY OF	\$9,011,045	\$5,000,000 (c)	4/1/04; 1/6/05	
136 HOPKINSVILLE WATER ENV AUTH	\$2,469,924	\$2,469,924 (c)	05/06/04; 3/2/06	
137 PRESTONSBURG, CITY OF	\$3,750,000	\$68,037 (c)	05/06/04	Assumed from Southern Wtr & Sew Dist
<b>TOTALS</b>	<b>\$38,511,624</b>	<b>\$22,738,183</b>		
<b><u>PROJECTS APPROVED IN SFY 2005</u></b>				
138 LAWRENCEBURG, CITY OF	\$8,319,703	\$7,889,974 (c)	7/1/04	
139 LORETTO, CITY OF	\$5,563,468	\$2,245,865 (c)	7/1/04; 9/14/05	
140 SANITATION DISTRICT #1	\$39,028,077	\$32,401,491 (c)	8/5/04; 10/1/06	
141 HODGENVILLE, CITY OF	\$2,639,104	\$968,539 (c)	10/7/04	
142 CARROLLTON, CITY OF	\$10,870,148	\$4,288,600 (c)	5/5/05	
143 WINCHESTER MUNICIPAL UTILITIES	\$23,212,000	\$21,000,000 (c)	6/23/05	
<b>TOTALS</b>	<b>\$89,632,500</b>	<b>\$68,794,469</b>		

		TOTAL PROJECT AMOUNT	KIA LOAN AMOUNT	DATE APPROVED	
<b>PROJECTS APPROVED IN SFY 2006</b>					
144	ALEXANDRIA, CITY OF	\$2,535,785	\$426,220 (c)	7/7/05	
145	PAINTSVILLE, CITY OF	\$954,415	\$429,715 (c)	10/6/05	
146	CYNTHIANA, CITY OF	\$10,902,650	\$5,671,622 (c)	12/1/05	
147	WESTERN MASON SD	\$4,644,000	\$802,000 (c)	12/1/05	
148	LEDBETTER WATER DISTRICT	\$3,326,078	\$2,326,078 (c)	3/2/06	
149	RICHMOND, CITY OF	\$2,152,200	\$2,152,200 (c)	6/1/06	(A1)
<b>TOTALS</b>		<b>\$24,515,128</b>	<b>\$11,807,835</b>		
<b>PROJECTS APPROVED IN SFY 2007</b>					
150	REGIONAL WAT RES AGENCY	\$9,405,000	\$7,196,879 (c)	7/13/06	
151	N MADISON CO SD	\$1,925,000	\$307,952 (c)	8/3/06	
152	BOYD CO SANITATION DIST #2	\$1,918,000	\$666,811 (c)	10/5/06	
153	N MADISON CO SD	\$12,736,123	\$8,104,622 (c)	10/5/06; 12/7/06	
154	OHIO CO REG WASTEWATER DIST	\$15,940,000	\$6,607,612 (c)	11/2/06	
155	CITY OF NICHOLASVILLE	\$12,459,352	\$12,053,913 (c)	12/7/06; 4/1/09	
156	CITY OF BOWLING GREEN	\$5,155,190	\$5,130,100 (c)	12/7/06	
157	CITY OF BEAVER DAM	\$1,311,900	\$597,921 (c)	6/21/07	
158	CITY OF FALMOUTH	\$5,619,316	\$2,812,236 (c)	6/21/07	
<b>TOTAL</b>		<b>\$66,469,881</b>	<b>\$43,478,046</b>		
<b>PROJECTS APPROVED IN SFY 2008</b>					
159	CITY OF BARLOW	\$169,500	\$168,954 (c)	9/6/07	(A1)
160	CITY OF WHITESBURG	\$7,474,000	\$1,040,900 (c)	9/6/07	
161	CITY OF OWENSBORO	\$25,562,531.87	\$23,931,476 (c)	10/4/07; 6/26/14	
162	CITY OF ALEXANDRIA	\$316,441	\$186,073 (c)	11/1/07	
163	CITY OF MURRAY	\$1,469,778	\$1,227,741 (c)	11/1/07	
164	CITY OF RICHMOND	\$56,808,695	\$53,656,495 (c)	11/1/07	
165	REGIONAL WATER RESOURCE AGENCY	\$1,709,375	\$1,425,488 (c)	11/1/07	
166	Paducah McCracken JSA	\$4,146,560	\$1,600,000 (c)	2/7/08	
167	Bowling Green, City of	\$54,235,960	\$53,881,569 (c)	4/3/08; 11/12/09; 8/4/11	
168	Sanitation District #1	\$83,147,554	\$69,403,566 (c)	4/3/08; 6/4/09	
169	Elizabethtown, City of	\$14,580,483	\$14,580,483 (c)	4/3/08	
170	Nicholasville, City of	\$6,043,903	\$6,043,903 (c)	4/3/08	
171	Somerset, City of	\$14,897,000	\$8,138,274 (c)	4/3/08	
172	Williamstown, City of	\$18,748,000	\$15,214,408 (c)	6/2/08	
<b>TOTAL</b>		<b>\$289,309,780</b>	<b>\$250,499,329</b>		
<b>PROJECTS APPROVED IN SFY 2009</b>					
173	Hopkinsville, City of	\$4,916,100	\$0	9/4/08; withdrawn 5/11/10	
174	Lexington-Fayette Urban County Govt	\$18,354,000	\$14,045,119 (c)	1/8/09	
175	Paducah McCracken JSA	\$14,323,800	\$6,100,150 (c)	4/9/09	
176	Mt Washington, City of	\$15,000,000	\$9,061,772 (c)	5/7/09; 9/1/10	
177	Sanitation District #1	\$5,802,300	\$4,920,300 (c)	6/4/09; 6/30/11	
178	Sanitation District #1	\$7,062,000	\$5,459,988 (c)	6/4/09	
179	Sanitation District #1	\$20,108,000	\$12,735,256 (c)	6/4/09	
180	Sanitation District #1	\$6,968,000	\$4,726,828 (c)	6/4/09	
181	Sanitation District #1	\$3,287,000	\$2,149,345 (c)	6/4/09	
182	Sanitation District #1	\$12,065,000	\$8,069,123 (c)	6/4/09	
<b>TOTAL</b>		<b>\$107,886,200</b>	<b>\$67,267,880</b>		
<b>PROJECTS APPROVED IN SFY 2010</b>					
183	Kentucky Horse Park	\$1,950,000	\$717,039.80 (c)	8/6/09	
184	Maysville, City of	\$10,985,868	\$10,985,868 (c)	9/3/09	
185	Prestonsburg, City of	\$272,000	\$272,000 (c)	10/1/09; 2/4/10	
186	Prestonsburg, City of	\$786,000	\$786,000 (c)	10/1/09; 2/4/10	
187	Louisville & Jefferson Co. Metro. Sewer Dist.	\$4,847,095	\$0	10/1/09	withdrawn 10/12/10
188	Hopkinsville, City of	\$7,500,000	\$7,488,282 (c)	11/12/09	
189	Hardinsburg, City of	\$550,000	\$549,594 (c)	11/12/09	
190	Princeton, City of	\$2,475,000	\$683,354 (c)	12/3/09; 2/4/10	
191	Ashland, City of	\$7,720,231	\$6,644,995 (c)	1/7/10; 2/3/11	
192	Winchester, City of	\$37,000,000	\$36,600,000 (c)	2/4/10	
193	Prestonsburg, City of	\$4,530,405	\$1,860,405 (c)	2/4/10	
194	Louisville & Jefferson Co. MSD	SX21185017 \$2,846,174	\$2,843,153 (c)	5/6/10; 7/7/11; 6/7/12; 11/7/19	Assumed from Oldham Co EA
195	Louisville & Jefferson Co. MSD	SX21185029 \$1,477,000	\$1,000,000 (c)	5/6/10; 1/5/12; 11/7/19	Assumed from Oldham Co EA
196	Louisville & Jefferson Co. MSD	SX21185050; SX21185036 \$2,601,420	\$2,538,415 (c)	5/6/10; 1/5/12; 6/7/12; 11/7/19	Assumed from Oldham Co EA
197	Lexington Fayette Urban County Government	\$9,030,983	\$9,030,983 (c)	6/3/10; 10/14/10	
198	Lexington Fayette Urban County Government	\$7,028,375	\$0	6/3/10; 10/14/10	withdrawn 1/31/12
<b>Total</b>		<b>\$101,600,551</b>	<b>\$82,000,089</b>		

			TOTAL PROJECT AMOUNT	KIA LOAN AMOUNT	DATE APPROVED		
<b>PROJECTS APPROVED IN SFY 2011</b>							
199	Louisville & Jefferson Co. MSD	SX21185028	\$500,000	\$121,419	(c)	7/1/10;1/5/12;11/7/19	Assumed from Oldham Co EA
200	Sanitation District #1	SX21117126	\$19,935,700	\$15,989,714	(c)	7/1/10	
201	Bardstown, City of	SX21179019	\$1,800,000	\$1,800,000	(c)	12/9/10; 6/10/11	
202	LaCenter, City of	SX21007015	\$895,000	\$895,000	(c)	12/9/10	
203	Livermore, City of	SX21049008	\$2,105,000	\$1,062,219	(c)	12/9/10	
204	Morehead, City of	SX21205034	\$3,000,000	\$3,000,000	(c)	12/9/10	
205	Regional Water Resource Agency		\$6,331,887	\$6,037,387	(c)	12/9/10;3/1/12;8/1/13	
206	Campton, City of		\$3,217,200	\$1,400,000	(c)	2/3/11	
207	Hardinsburg, City of		\$400,000	\$394,849	(c)	2/3/11	
208	Louisa, City of		\$2,058,580	\$1,399,237	(c)	2/3/11	
209	Flemingsburg, City of		\$10,380,670	\$10,380,670	(c)	3/3/11;12/6/12	
210	Louisville-Jefferson Co MSD		\$3,400,000	\$0		3/3/11	withdrawn 2/3/12
211	Vanceburg, City of		\$3,400,000	\$2,000,000	(c)	3/3/11	
212	Williamsburg, City of		\$1,035,517	\$955,960	(c)	3/3/11	
213	Hopkinsville, City of		\$500,000	\$483,710	(c)	4/7/11	
214	Hopkinsville, City of		\$10,991,165	\$10,991,165	(c)	4/7/11	
215	Hopkinsville, City of		\$8,010,000	\$7,090,224	(c)	4/7/11;5/9/12	The 5/9/12 increase was rescinded
216	Pineville, City of		\$265,668	\$265,668	(c)	5/5/11	
217	Sanitation District #1		\$17,225,660	\$10,796,752	(c)	5/5/11	
218	Sanitation District #1		\$19,000,000	\$0		5/5/11	withdrawn 1/24/20
219	Sanitation District #1		\$9,572,000	\$3,991,432	(c)	5/5/11	
220	West Liberty, City of		\$3,937,950	\$2,107,258	(c)	5/5/11; revised for ARRA fdg	
Total			\$127,961,997	\$81,162,663			
<b>PROJECTS APPROVED IN SFY 2012</b>							
221	Louisville & Jefferson Co. MSD	SX21185037	\$670,588	\$670,588	(c)	7/7/11;6/7/12;11/7/19	Assumed from Oldham Co EA
222	Prestonsburg, City of		\$3,750,087	\$1,094,143	(c)	8/4/11;4/12/12	Assumed from Southern Wtr & Sew Dist
223	Hodgenville, City of		\$1,635,000	\$1,635,000	(c)	11/10/11	
224	Burkesville, City of		\$1,000,000	\$1,000,000	(c)	11/10/11	
225	Bloomfield, City of		\$0	\$0		11/10/11	Request for funds withdrawn
226	Harrodsburg, City of		\$418,500	\$418,500	(c)	12/8/11	
227	Grant Co Sanitary SD		\$1,276,449	\$941,718	(c)	1/5/12; 10/3/13	
228	Barbourville, City of	SX21121139	\$6,391,817	\$6,391,817	(c)	2/2/12; 11/1/12	
229	Sanitation District #1 of Northern Ky		\$1,001,717	\$851,857	(c)	2/2/12	
230	Sanitation District #1 of Northern Ky		\$0	\$0		2/2/12	Request for funds withdrawn
231	Winchester, City of		\$1,010,000	\$537,235	(c)	2/2/12	
232	Harrodsburg, City of		\$1,157,000	\$706,000	(c)	2/2/12	
233	Jamestown, City of		\$2,476,218	\$2,476,218	(c)	2/2/12	
234	Paducah McCracken County JSA		\$7,097,410	\$7,097,410	(c)	2/2/12	
235	Ashland, City of		\$0	\$0		3/1/12	Request for funds withdrawn
236	Murray, City of	SX21035001	\$61,515,000	\$61,515,000		3/1/12; 6/4/15	
237	Grant Co Sanitary SD		\$0	\$0		3/1/12	Request for funds withdrawn
238	Lexington-Fayette Urban Co Govt		\$2,530,000	\$1,594,026	(c)	3/1/12	
239	Regional Water Resource Agency		\$619,070	\$354,892	(c)	3/1/12	
240	Regional Water Resource Agency	SX21059042	\$2,336,875	\$2,336,875	(c)	3/1/12; 7/2/15	
241	Flemingsburg, City of		\$2,000,000	\$459,530	(c)	4/12/12	
242	Jackson, City of		\$1,200,000	\$700,000	(c)	4/12/12	
243	Russell Springs, City of		\$719,000	\$719,000	(c)	4/12/12	
244	South Shore, City of		\$4,006,000	\$2,489,452	(c)	4/12/12	
245	Worthington, City of		\$381,174	\$381,174	(c)	4/12/12	
246	Flatwoods, City of	SX21089082	\$445,000	\$440,000	(c)	5/3/12;10/25/13	
247	Grayson, City of	SX21043032	\$785,000	\$785,000	(c)	5/3/12	
248	Oak Grove, City of	SX21047025	\$0	\$0		5/3/12	Request for funds withdrawn
249	Russell, City of	SX21089091	\$0	\$0		5/3/12	Commitment Expired 9/2013
250	Earlington, City of	SX21107017	\$1,575,000	\$728,668	(c)	6/7/12	
251	Lawrenceburg, City of	SX21005007	\$1,157,623.47	\$1,157,623.47	(c)	6/7/12	
252	Perry County Sanitation District	SX21193100	\$3,060,000	\$1,675,000	(c)	6/7/12; 2/6/14	
Total			\$110,214,529	\$99,156,727			

		TOTAL PROJECT AMOUNT	KIA LOAN AMOUNT	DATE APPROVED	
<b>PROJECTS APPROVED IN SFY 2013</b>					
253 Jenkins, City of	SX21133013	\$1,500,000	\$495,511 (c)	8/2/12	
254 Frankfort, City of	SX21073058	\$9,500,000	\$8,000,000 (c)	2/7/13	
255 Regional Water Resource Agency	SX21059031	\$858,006	\$858,006 (c)	2/7/13	
	SX21067045				
256 Lexington-Fayette Urban Co Govt	SX21067047	\$5,232,640	\$4,335,913 (c)	3/7/13	
	SX21067038				
	SX21067043				
257 Lexington-Fayette Urban Co Govt	SX21067044	\$8,888,647	\$8,888,647 (c)	3/7/13	
	SX21067037				
	SX21067039				
	SX21067040				
258 Lexington-Fayette Urban Co Govt	SX21067043	\$9,998,618	\$9,998,618 (c)	3/7/13	
259 Lexington-Fayette Urban Co Govt	SX21067041	\$23,902,641	\$23,902,641 (c)	3/7/13; 6/26/14	
260 Lexington-Fayette Urban Co Govt	SX21067006	\$8,364,306	\$5,264,306 (c)	3/7/13	
261 Pineville, City of	SX21013151	\$2,233,485	\$467,817 (c)	4/4/13; 8/4/16	
262 Regional Water Resource Agency	SX21059014	\$873,183	\$873,183 (c)	5/2/13	
263 Louisville & Jefferson Co. MSD	SX21185052	\$6,650,000	\$6,500,000 (c)	5/2/13; 11/7/19	Assumed from Oldham Co EA
	SX21137001				
264 Lincoln County Sanitation District	SX21137017	\$7,924,293	\$4,365,793 (c)	6/19/13; 11/5/15	
<b>Total</b>		<b>\$85,925,820</b>	<b>\$73,950,436</b>		
<b>PROJECTS APPROVED IN SFY 2014</b>					
265 Frankfort, City of	SX21073059	\$4,905,000	\$4,264,577.46 (c)	10/3/13	
266 London, City of	SX21125001	\$4,391,702	\$4,371,451.78 (c)	10/3/13; 9/4/14	
267 Regional Water Resource Agency	SX21059044	\$353,918	\$353,918 (c)	3/6/14	
268 City of Vanceburg	SX21135009	\$665,000	\$665,000 (c)	4/3/14	
269 Lexington-Fayette Urban Co Govt	SX21067049	\$12,161,449	\$12,161,449 (c)	6/26/14	
<b>Total</b>		<b>\$22,477,069</b>	<b>\$21,816,396</b>		
<b>PROJECTS APPROVED IN SFY 2015</b>					
270 Catlettsburg, City of	SX21019075	\$3,805,000	\$2,955,000	9/4/14; 5/4/17	
271 Augusta Regional Sewer Auth, Inc.	SX21023010	\$700,000	\$594,579 (c)	9/4/14	(A1)
272 Owensboro, City of	SX21059047	\$3,770,838	\$3,770,838 (c)	10/2/14; 7/2/15	
273 Morganfield, City of	SX21225024	\$4,067,200	\$3,067,200 (c)	11/6/14; 8/4/16	
274 Lexington-Fayette Urban Co Govt	SX21067048	\$67,944,188	\$67,944,188	12/4/14; 4/9/18	
275 Frankfort, City of	SX21073038	\$3,881,000	\$3,135,112 (c)	12/4/14	
276 Harrodsburg, City of	SX21167014	\$1,420,000	\$1,420,000 (c)	12/4/14	
277 Hardinsburg, City of	SX21027021	\$1,277,999	\$1,277,999 (c)	2/5/15	
278 West Point, City of	SX21093024	\$507,500	\$249,999.89 (c)	2/5/15	
279 Barbourville, City of	SX21121133	\$1,856,109	\$1,856,109 (c)	4/2/15	
280 Harrodsburg, City of	SX21167003	\$21,400,000	\$10,000,000	4/2/15	
281 Harrodsburg, City of	SX21167013	\$615,149	\$615,149 (c)	4/2/15	
282 Mountain Water District	SX21195699	\$4,070,000	\$3,472,921	4/2/15; 10/27/16	
283 Nicholasville, City of	SX21113027	\$926,257	\$906,446	4/2/15; 8/6/19	
284 Sanitation District #1	SX21117001	\$0	\$0	4/2/15	Request for funds withdrawn
285 Sanitation District #1	SX21117006	\$2,383,820	\$2,143,820 (c)	4/2/15	
286 Corbin, City of	SX21235117	\$9,691,600	\$8,684,115 (c)	5/7/15	
287 Frankfort, City of	SX21073063	\$0	\$0	5/7/15	Request for funds withdrawn
288 Frankfort, City of	SX21073066	\$1,570,000	\$1,570,000	5/7/15	
289 Frankfort, City of	SX21073067	\$2,950,000	\$1,315,385 (c)	5/7/15	
290 Frankfort, City of	SX21073062	\$1,630,000	\$1,320,000 (c)	5/7/15	
291 Glasgow, City of	SX21009018	\$5,298,000	\$5,298,000 (c)	5/7/15; 9/26/18	
292 Liberty, City of	SX21045002	\$5,660,000	\$4,609,082 (c)	5/7/15; 12/1/16	
293 Regional Water Resource Agency	SX21059033	\$7,282,500	\$8,007,500	6/4/15; 12/6/17	
294 Regional Water Resource Agency	SX21059045	\$1,425,000	\$979,067 (c)	6/4/15	
295 Regional Water Resource Agency	SX21059048	\$3,058,903	\$3,058,903 (c)	6/4/15; 2/2/17	
296 Fulton, City of	SX21075003	\$1,139,000	\$1,139,000 (c)	6/4/15	
297 Owensville, City of	SX21011022	\$0	\$0	6/4/15	Request for funds withdrawn
<b>Total</b>		<b>\$158,330,062</b>	<b>\$139,390,411</b>		



		TOTAL PROJECT AMOUNT	KIA LOAN AMOUNT	DATE APPROVED	
<b>PROJECTS APPROVED IN SFY 2016</b>					
298 Eddyville, City of	SX21143007	\$1,484,500	\$1,398,134 (c)	7/2/15	
299 Brodhead, City of	SX21203316	\$1,081,730	\$1,081,730 (c)	8/6/15	
300 Hazard, City of	SX21193003	\$1,500,000	\$1,005,000 (c)	8/6/15; 8/4/16	
301 Harrison Co Sanitation District	SX21097015	\$2,567,885	\$1,567,885 (c)	9/3/15	
302 Elkhorn City, City of	SX21195018	\$3,429,811	\$597,939 (c)	9/3/15; 9/7/17	
303 Mercer County Sanitation District	SX21167021	\$848,000	\$683,654 (c)	11/5/15	
304 Prestonsburg, City of	SX21071210	\$1,581,824	\$1,581,824 (c)	11/5/15	
305 Prestonsburg, City of	SX21071231	\$2,162,342	\$2,162,342 (c)	11/5/15	
306 Prestonsburg, City of	SX21071235	\$1,952,900	\$1,764,919 (c)	11/5/15	
307 Harrodsburg, City of	SX21167022	\$1,569,300	\$1,539,799 (c)	12/3/15	
308 Morehead, City of	SX21205029	\$0	\$0	12/3/15	Request for funds withdrawn
309 Morehead, City of	SX21205036	\$1,799,340	\$1,799,340 (c)	12/3/15	
310 Southern Water & Sewer District	SX21071005	\$0	\$0	12/3/15	Request for funds withdrawn
311 Regional Water Resource Agency	SX21059027	\$226,765	\$226,765 (c)	2/4/16; 4/7/16	
312 Regional Water Resource Agency	SX21059039	\$0	\$0	2/4/16; 6/1/17	Changed to B loan B17-014
313 Regional Water Resource Agency	SX21059026	\$0	\$0	2/4/16; 6/1/17	Changed to B loan B17-015
314 Paducah McCracken County JSA	SX21145015	\$2,188,031	\$2,188,031 (c)	2/4/16	
315 Hopkinsville, City of	SX21047028	\$1,500,000	\$1,500,000 (c)	3/3/16	
316 Hawesville, City of	SX21091015	\$3,800,000	\$3,000,000	3/3/16	
317 New Haven, City of	SX21179017	\$591,000	\$251,000	3/3/16	
318 Prestonsburg, City of	SX21071007	\$328,261	\$328,261 (c)	3/3/16	
319 Elizabethtown, City of	SX21093028	\$9,609,570	\$9,609,570 (c)	3/3/16	
320 Salyersville, City of	SX21153003	\$370,484	\$370,484 (c)	4/7/16	
321 Hodgenville, City of	SX21123005	\$970,000	\$753,630 (c)	5/5/16	
322 Frankfort, City of	SX21073065	\$4,529,000	\$4,529,000	5/5/16	
323 Regional Water Resource Agency	SX21059052	\$200,000	\$200,000 (c)	5/5/16	
324 Butler, City of	SX21191007	\$1,080,574	\$1,080,574 (c)	6/2/16; 11/13/18	
325 Marion, City of	SX21055006	\$587,200	\$587,200 (c)	6/2/16	(A1)
326 Farmdale Sanitation District	SX21073082	\$321,753	\$321,753 (c)	6/2/16; 12/11/18	
<b>Total</b>		<b>\$46,280,270</b>	<b>\$40,128,833</b>		
<b>PROJECTS APPROVED IN SFY 2017</b>					
327 Mountain Water District	SX21195696	\$0	\$0	8/4/16	Request for funds withdrawn
328 Mountain Water District	SX21195025	\$299,398.88	\$299,399 (c)	8/4/16	
329 Lexington-Fayette Urban Co Govt	SX21067050	\$1,286,628	\$1,286,628 (c)	9/1/16	
330 Lexington-Fayette Urban Co Govt	SX21067002	\$0	\$0	9/1/16	Request for funds withdrawn
331 Winchester, City of	SX21049028	\$1,472,980	\$1,249,088 (c)	10/27/16	
332 Maysville, City of	SX21161025	\$4,000,000	\$4,000,000 (c)	10/27/16	
333 Jackson, City of	SX21025008	\$1,173,000	\$593,000 (c)	10/27/16	
334 Daviess County Fiscal Court	SX21059049	\$2,169,634	\$856,687 (c)	12/1/16	
335 Louisa, City of	SX21127030	\$5,375,000	\$232,665 (c)	12/1/16	(A1)
336 Frankfort, City of	SX21073073	\$2,041,000	\$2,041,000	2/2/17	
337 Frankfort, City of	SX21073071	\$1,853,750	\$1,853,750	2/2/17	
338 Frankfort, City of	SX21073078	\$1,954,500	\$1,954,500	2/2/17	
339 Frankfort, City of	SX21073074	\$1,202,660	\$1,202,660	2/2/17	
340 Frankfort, City of	SX21073075	\$2,175,965	\$2,175,965	2/2/17	
341 Frankfort, City of	SX21073068	\$1,600,000	\$1,232,104 (c)	2/2/17	
342 Louisville & Jefferson Co. MSD	SX21185053	\$6,675,000	\$6,300,000	2/2/17; 11/7/19	Assumed from Oldham Co EA
343 Williamsburg, City of	SX21235004	\$2,516,489	\$2,456,489 (c)	2/2/17	
344 Stanton, City of	SX21197006	\$2,565,000	\$659,875 (c)	3/2/17	
345 Benton, City of	SX21157020	\$1,762,666	\$1,762,666 (c)	5/4/17	
346 Lexington-Fayette Urban Co Govt	SX21067057	\$9,969,585	\$9,969,585	5/4/17	
347 Paducah McCracken JSA	SX21145023	\$9,100,000	\$7,210,832 (c)	6/1/17	
<b>Total</b>		<b>\$59,193,256</b>	<b>\$47,336,894</b>		
<b>PROJECTS APPROVED IN SFY 2018</b>					
348 Augusta Regional Sewer Authority	SX21023005	\$13,497,000	\$6,797,000	10/5/17; 12/5/19	
349 Regional Water Resource Agency	SX21059050	\$5,257,108	\$5,257,108 (c)	12/6/17	
350 Marshall County Fiscal Court	SX21157035	\$3,066,988	\$2,745,363 (c)	2/1/18	
351 Elkton, City of	SX21219014	\$378,158	\$378,158 (c)	2/1/18	(A1)
352 Louisville & Jefferson Co. MSD	SX21185038	\$2,000,000	\$2,000,000	4/9/18; 11/7/19	Assumed from Oldham Co EA
353 La Grange Utilities Commission	SX21185059	\$3,323,700	\$3,323,700	4/9/18; 11/5/20	
354 Pineville, City of	SX21013003	\$199,000	\$146,000	4/9/18	(A1)
355 Paducah, City of	SX21145012	\$6,002,667	\$4,610,667	4/9/18	
356 Paducah McCracken JSA	SX21035006	\$511,206	\$511,205.95 (c)	5/8/18	
357 Marion, City of	SX21055006	\$13,405,790	\$9,006,590	6/12/18; 11/7/19	
358 Regional Water Resource Agency	SX21059054	\$2,287,403	\$2,287,403 (c)	6/12/18; 06/18/19	
<b>Total</b>		<b>\$49,929,020</b>	<b>\$37,063,195</b>		

		TOTAL PROJECT AMOUNT	KIA LOAN AMOUNT	DATE APPROVED		
<b>PROJECTS APPROVED IN SFY 2019</b>						
359	Regional Water Resource Agency	SX21059027	\$0	\$0 (c)	7/10/18	Request for funds withdrawn
360	Murray, City of	SX21035025	\$1,576,500	\$1,450,000 (c)	11/13/18	
361	Louisville & Jefferson Co. MSD	SX21111007	\$4,445,000	\$3,870,000	12/11/18	
362	Louisville & Jefferson Co. MSD	SX21111101	\$27,829,000	\$24,200,000	12/11/18; 8/6/19	
363	Corbin, City of	SX21121004	\$1,613,960	\$1,262,600	12/11/18	
364	Western Mason Sanitation District	SX21161006	\$89,830	\$89,830 (c)	12/11/18	
365	Lancaster, City of	SX21079019	\$324,000	\$324,000	1/8/19	
366	Burkesville, City of	SX21057002	\$251,000	\$251,000 (c)	2/7/19	
367	Bardstown, City of	SX21179029	\$8,490,647	\$6,471,088	2/7/19; 9/24/20	
368	La Center, City of	SX21007019	\$2,050,049	\$1,050,049	2/7/19	
369	Morehead, City of	SX21205037	\$3,650,000	\$4,500,000	3/7/19; 1/9/20	
370	Lincoln County Sanitation District	SX21137023	\$388,400	\$388,400	3/7/19	
371	Richmond, City of	SX21151054	\$13,524,021	\$13,142,000	4/4/19; 2/4/21	
372	Louisa, City of	SX21127030	\$4,028,166	\$3,795,500	5/7/19; 1/9/20	
373	Tompkinsville, City of	SX21171020	\$2,371,148	\$861,148	5/7/19	
374	Paducah McCracken Co JSA	SX21145027	\$5,193,000	\$5,193,000	5/7/19	
375	Paducah McCracken Co JSA	SX21145017	\$2,476,652	\$2,476,652	5/7/19	
376	Georgetown, City of	SX21209012	\$24,200,000	\$21,400,000	6/18/19; 2/4/21	
377	Regional Water Resource Agency	SX21059056	\$7,015,000	\$7,015,000	6/18/19	
378	Vanceburg, City of	SX21135010	\$3,031,000	\$1,131,000	6/18/19	
Total			\$112,547,373	\$98,871,267		
<b>PROJECTS APPROVED IN SFY 2020</b>						
379	Hopkinsville, City of	SX21047028	\$48,300,000	\$12,500,000	7/9/19; 1/7/21	
380	Elkton, City of	SX21219014	\$3,934,451	\$3,556,293	7/9/19	
381	Burkesville, City of	SX21057002	\$3,831,370	\$2,580,370	9/26/19	
382	Nicholasville, City of	SX21113028	\$910,000	\$910,000	9/26/19	
383	Mount Sterling, City of	SX21173075	\$525,000	\$525,000	11/7/19	(A1)
384	Kuttawa, City of	SX21143009	\$1,717,436	\$1,575,359 (c)	11/7/19; 5/7/20	
385	Smithland, City of	SX21139010	\$0	\$0 (c)	11/7/19	Request for funds withdrawn
386	Eddyville, City of	SX21143011	\$423,964	\$423,964	11/7/19	(A1)
387	Sebree, City of	SX21233027	\$1,821,655	\$910,828	11/7/19	
388	Lincoln County Sanitation District	SX21137023	\$4,956,500	\$3,018,100	12/5/19	
389	Northern Madison Co Sanitation District	SX21151022	\$928,000	\$730,000	12/5/19	
390	Hodgenville, City of	SX21123007	\$227,000	\$227,000	1/9/20	(A1)
391	Russell, City of	SX21089110	\$500,000	\$500,000	1/9/20	
392	Adair County Water District	SX21001004	\$2,104,870	\$2,104,870	3/5/20	
393	Paducah McCracken Co JSA	SX21145034	\$5,170,000	\$5,170,000	3/5/20	
394	Maysville, City of	SX21161028	\$850,000	\$850,000	5/7/20	
395	South Shore, City of	SX21089096	\$1,035,000	\$1,035,000	5/7/20	
396	Hart County Industrial Authority	SX21099026	\$2,353,442	\$853,442	5/7/20	
397	Morehead, City of	SX21205042	\$1,963,200	\$1,363,200	6/4/20	
398	McCreary County Water District	SX21147019	\$3,644,500	\$3,244,500	6/4/20	
Total			\$85,196,388	\$42,077,926		
<b>PROJECTS APPROVED IN SFY 2021</b>						
399	Pineville, City of	SX21013003	\$3,600,000	\$2,454,000	7/9/20	
400	Bedford, City of	SX21223013	\$1,819,000	\$909,500	7/9/20	
401	Calvert City, City of	SX21157039	\$2,908,500	\$2,908,500	8/6/20	
402	Dawson Springs, City of	SX21107025	\$2,408,000	\$1,000,000	8/6/20	
403	Lewisburg, City of	SX21141014	\$1,500,000	\$750,000	8/6/20	
404	Greenup Joint Sewer Agency	SX21089111	\$4,215,000	\$2,715,000	9/24/20	
405	Eddyville, City of	SX21143011	\$2,745,064	\$2,321,100	12/3/20	
406	Farmdale Water District	SX21073026	\$300,000	\$300,000	2/4/21	
407	Jackson, City of	SX21025009	\$1,017,000	\$1,017,000	2/4/21	
408	Whitesburg, City of	SX21133021	\$1,800,000	\$1,800,000	2/4/21	
Total			\$22,312,564	\$16,175,100		
GRAND TOTALS - COMMITMENTS			\$2,042,093,715	\$1,576,888,589		

***bold, italics - pending board approval***

(c) - Final amounts; Loan has been closed

(s) - Amount represented in the assistance agreement

(A1) - Planning and Design Loan

(+) - Const Amt; AA amnt represents Const + Plan & Design

**KENTUCKY INFRASTRUCTURE AUTHORITY**  
**FEDERALLY ASSISTED WASTEWATER REVOLVING LOAN FUND ---- (FUND A2)**  
**AMERICAN RECOVERY AND REINVESTMENT ACT OF 2009**

**AVAILABLE FUNDS FFY 2009:**

FEDERAL ARRA GRANT FUNDS	\$49,878,100
ADMINISTRATION (4%)	(\$1,995,124)
Transferred from Admin to Construction	\$910,506
<b>NET ARRA FUNDS</b>	<b>\$48,793,482</b>

	<b>TOTAL PROJECT AMOUNT</b>	<b>KIA AMOUNT</b>	<b>FIRST USE FUNDS</b>	<b>DATE APPROVED</b>
<b><u>PROJECTS APPROVED IN SFY 2009:</u></b>				
1 Sanitation District #1	\$395,000	\$395,000 (c)	\$395,000	6/4/09
2 Sanitation District #1	\$1,755,545	\$1,371,545 (c)	\$1,371,545	6/4/09; 1/7/10; 1/25/10
3 Sanitation District #1	\$1,578,539	\$1,474,916 (c)	\$1,474,916	6/4/09
4 Sanitation District #1	\$834,241	\$834,241 (c)	\$834,241	6/4/09
5 Lexington Fayette Urban Co Govt	\$2,620,000	\$2,620,000 (c)	\$2,620,000	6/25/09
6 Lexington Fayette Urban Co Govt	\$537,000	\$237,000 (c)	\$237,000	6/25/09
7 Louisa, City of	\$1,150,000	\$1,139,716 (c)	\$1,139,716	6/25/09
8 Pineville, City of	\$2,193,000	\$2,193,000 (c)	\$2,193,000	6/25/09; 1/7/10
9 Shepherdsville, City of	\$8,500,000	\$3,000,000 (c)	\$3,000,000	6/25/09
<b>TOTALS</b>	<b>\$19,563,325</b>	<b>\$13,265,418</b>	<b>\$13,265,418</b>	
<b><u>PROJECTS APPROVED IN SFY 2010:</u></b>				
10 Calvert City, City of	\$1,083,128	\$986,831 (c)	\$986,831	7/9/09; 1/7/10
11 Princeton, City of	\$2,475,000	\$1,103,744 (c)	\$1,103,744	7/9/09; 2/4/10
12 Northern Madison Co Sanitation District	\$510,000	\$510,000 (c)	\$510,000	8/6/09
13 Kentucky Horse Park	\$1,950,000	\$950,000 (c)	\$950,000	8/6/09
14 Sanitation District #4 of Boyd County	\$475,000	\$400,000 (c)	\$400,000	8/6/09
15 Ashland, City of	\$250,252	\$246,646 (c)	\$246,646	8/20/09; 1/25/10
16 Covington, City of	\$1,200,000	\$1,197,390 (c)	\$1,197,390	8/20/09
17 Bowling Green, City of	\$134,996	\$134,996 (c)	\$134,996	8/20/09
18 Frankfort, City of	\$962,035	\$800,000 (c)	\$800,000	8/20/09
19 Wilder, City of	\$215,889	\$114,302 (c)	\$114,302	9/3/09; 1/25/10
20 Richmond, City of	\$125,000	\$125,000 (c)	\$125,000	9/3/09
21 Maysville, City of	\$2,000,000	\$500,000 (c)	\$500,000	9/3/09
22 Prestonsburg, City of	\$4,530,405	\$2,670,000 (c)	\$2,670,000	10/1/09
23 Kentucky Department of Parks	\$500,000	\$500,000 (c)	\$500,000	10/1/09
24 Kentucky Department of Parks	\$358,008	\$355,867 (c)	\$355,867	10/1/09; 1/25/10
25 Kentucky Department of Parks	\$1,457,402	\$1,331,773 (c)	\$1,331,773	10/1/09; 1/25/10
26 Morehead, City of	\$801,203	\$801,203 (c)	\$801,203	10/1/09
27 Morehead, City of	\$1,293,013	\$1,293,013 (c)	\$1,293,013	10/1/09
28 Winchester, City of	\$693,000	\$600,000 (c)	\$600,000	10/1/09
29 Russellville, City of	\$952,300	\$799,967 (c)	\$799,967	10/1/09
30 Kuttawa, City of	\$530,000	\$300,000 (c)	\$300,000	10/1/09
31 Paintsville, City of	\$1,400,000	\$1,150,000 (c)	\$1,150,000	10/1/09
32 Louisville & Jefferson Co. Metro. Sewer Dist.	\$17,500,000	\$5,000,000 (c)	\$5,000,000	10/1/09
33 Falmouth, City of	\$611,898	\$611,898 (c)	\$611,898	10/1/09; 11/12/09
34 Calvert City, City of	\$850,000	\$816,069 (c)	\$816,069	10/1/09; 12/16/09
35 Sacramento, City of	\$750,000	\$749,991 (c)	\$749,991	10/1/09
36 Grant Co. Sanitary Sewer Dist.	\$2,114,713	\$433,176 (c)	\$433,176	10/1/09; 3/1/12
37 Mayfield, City of	\$975,000	\$975,000 (c)	\$975,000	10/1/09
38 Warsaw, City of	\$3,927,907	\$2,146,907 (c)	\$2,146,907	11/12/09; 2/4/10; 5/9/12
39 Madisonville, City of	\$3,800,000	\$3,800,000 (c)	\$3,800,000	11/12/09
40 Meade Co Riverport Authority	\$482,642	\$482,642 (c)	\$482,642	12/3/09; 1/25/10
41 Troublesome Creek Env Authority	\$3,425,000	\$1,500,000 (c)	\$1,500,000	12/3/09
42 Ohio Co Regional Waste Water District	\$465,303	\$465,303 (c)	\$465,303	12/3/09; 1/25/10; 2/17/11
43 Mountain Water District	\$750,000	\$749,903 (c)	\$749,903	12/3/09; 2/4/10
44 West Liberty, City of	\$3,937,950	\$926,445 (c)	\$926,445	5/5/11; revised from base fdg
<b>TOTALS</b>	<b>\$63,487,044</b>	<b>\$35,528,064</b>	<b>\$35,528,064</b>	
<b>GRAND TOTALS - COMMITMENTS</b>	<b>\$83,050,369</b>	<b>\$48,793,482</b>	<b>\$48,793,482</b>	
<b>BALANCE AVAILABLE FOR LOAN</b>			<b>\$0</b>	

*bold, italics - pending board approval*

(c) - Final amounts; Loan has been closed

(s) - Amount represented in the assistance agreement

**KENTUCKY INFRASTRUCTURE AUTHORITY  
INFRASTRUCTURE REVOLVING LOAN FUND ----- (FUND B)**

TOTAL AUTHORIZATIONS FYS 1989-90:	\$20,000,000
TOTAL AUTHORIZATIONS FYS 1991-92:	\$14,000,000
TOTAL AUTHORIZATIONS FYS 1993-94:	\$15,000,000
TOTAL DEAUTHORIZATION FYS 1995-96:	(\$3,504,592)

<b>TOTAL 1989-2014:</b>	<b>\$45,495,408</b>
-------------------------	---------------------

<b>Revolving Available to Loan/Grant Before Current Meeting</b>	<b>\$4,008,340</b>
---	--------------------

		<b>TOTAL INFRASTRUCTURE AMOUNT</b>	<b>KIA Grnt/Prin Forg AMOUNT</b>	<b>KIA Loan AMOUNT</b>	<b>GENERATED PRIVATE INVESTMENT</b>	<b>JOBS CREATED</b>	<b>DATE APPROVED</b>	<b>COMMENTS</b>
<b>PROJECTS APPROVED IN FY 1989:</b>								
1	WILMORE, CITY OF	\$1,059,938		\$407,770 (c)	\$13,700,000	257	12-21-88	
2	AUBURN, CITY OF	\$2,175,540		\$1,475,540 (c)	\$2,225,000	96	12-21-88	
3	SOMERSET, CITY OF	\$2,402,764		\$1,500,000 (c)	\$75,000,000	326	12-21-88	
4	HENRY COUNTY	\$775,627		\$287,984 (c)	\$4,380,000	210	03-22-89 (REAP. 1-31-91 & AMD. 6-20-91)	
5	GRAVES COUNTY	\$3,717,000		\$3,717,000 (c)	\$31,037,070	600	05-03-89	
	<b>TOTALS</b>	<b>\$10,130,869</b>		<b>\$7,388,294</b>	<b>\$126,342,070</b>	<b>1,489</b>		
<b>PROJECTS APPROVED IN FY 1990:</b>								
6	LAWRENCEBURG, CITY OF	\$301,000		\$86,114 (c)	\$426,187	30	08-07-89	
7	LEITCHFIELD, CITY OF	\$1,296,200		\$699,674 (c)	\$2,470,000	200	08-07-89	
8	LIBERTY, CITY OF	\$319,573		\$163,822 (c)	\$1,533,133	140	08-07-89	
9	BEREA, CITY OF	\$1,200,000		\$340,000 (c)	\$0	750	08-07-89	
10	GAMALIEL, CITY OF	\$2,040,263		\$490,425 (c)	\$2,000,000	125	09-27-89 (REAP. 3-28-91 & AMD. 6-26-92)	
11	GRAYSON, CITY OF (1)	\$1,875,000		\$1,000,000 (c)	\$10,000,000	300	12-13-89	
12	LEBANON JUNCTION, CITY OF	\$701,900		\$148,649 (c)	\$7,500,000	200	04-25-90	
13	MT. VERNON, CITY OF	\$864,347		\$456,480 (c)	\$20,000,000	154	04-25-90 (AMD. 3-28-91)	
14	RUSSELLVILLE, CITY OF	\$1,591,673		\$1,434,750 (c)	\$0	0	04-25-90	
	<b>TOTALS</b>	<b>\$10,189,956</b>		<b>\$4,819,914</b>	<b>\$43,929,320</b>	<b>1,899</b>		
<b>PROJECTS APPROVED IN FY 1991:</b>								
15	RICHMOND, CITY OF	\$1,508,300		\$250,000 (c)	\$1,500,000	100	09-26-90	
16	WARREN COUNTY W.D. (Chg)	\$638,035		\$229,035 (c)	\$14,000,000	280	09-26-90	
17	LAUREL COUNTY FISCAL COURT	\$964,742		\$319,969 (c)	\$2,900,000	74	09-26-90	
18	MOUNTAIN WATER DISTRICT (Mtn. Top E	\$890,977		\$186,711 (c)	\$2,250,000	500	11-19-90	
19	MONTICELLO, CITY OF (1)	\$336,450		\$366,293 (c)	\$2,300,000	432	06-20-91	
20	JEFFERSON COUNTY / KROGER	\$1,425,575		\$1,310,251 (c)	\$23,950,000	101	06-20-91 (AMD. 3-17-93)	
	<b>TOTALS</b>	<b>\$5,764,079</b>		<b>\$2,662,259</b>	<b>\$46,900,000</b>	<b>1,487</b>		
<b>PROJECTS APPROVED IN FY 1992:</b>								
21	NEWPORT, CITY OF	\$4,017,704		\$2,931,899 (c)	\$2,931,899	220	09-16-91 (AMD. 7-23-92; 6-29-94; 12/9/04)	
22	HODGENVILLE, CITY OF	\$125,900		\$114,931 (c)	\$400,000	16	11-01-91	
23	SCOTTSVILLE, CITY OF	\$4,252,173		\$2,660,800 (c)	\$0	260	12-04-91	
24	MONTICELLO, CITY OF (2)	\$2,610,040		\$1,495,628 (c)	\$0		12-04-91	
25	WARREN COUNTY WATER DISTRICT (W	\$121,000		\$92,809 (c)	\$32,000,000	200	02-25-92	
26	WARREN COUNTY WATER DISTRICT (S	\$297,000		\$203,233 (c)	\$0		02-25-92	
27	LIVERMORE, CITY OF	\$86,039		\$86,039 (c)	\$0	12	06-26-92	
	<b>TOTALS</b>	<b>\$11,509,856</b>		<b>\$7,585,339</b>	<b>\$35,331,899</b>	<b>708</b>		
<b>PROJECTS APPROVED IN FY 1993:</b>								
28	MARION, CITY OF	\$1,218,460		\$379,510 (c)	\$1,412,000	40	12-17-92	
29	DAVIESS COUNTY FISCAL COURT	\$1,765,510		\$1,634,610 (c)	\$340,000,000	280	01-29-93	
30	COVINGTON, CITY OF	\$516,140		\$460,327 (c)	\$18,000,000	500	01-29-93	
31	HOPKINSVILLE, CITY OF	\$8,688,679		\$5,000,000 (c)	\$0	500	05-05-93 (REAP. 3-31-95)	
	<b>TOTALS</b>	<b>\$12,188,789</b>		<b>\$7,474,447</b>	<b>\$359,412,000</b>	<b>1,320</b>		
<b>PROJECTS APPROVED IN FY 1994:</b>								
32	GRAYSON, CITY OF (2)	\$1,712,759		\$1,412,759 (c)	\$0	155	08-31-93	
33	PIKEVILLE, CITY OF	\$5,037,889		\$611,397 (c)	\$4,396,000	93	08-31-93	
34	LANCASTER, CITY OF	\$1,710,420		\$781,462 (c)	\$0	100	09-29-93	
35	GALLATIN COUNTY	\$4,089,434		\$4,000,000 (c)	\$400,089,434	400	09-29-93 (AMD. 6-29-94; REAP. 3-31-95)	
36	CAMPBELLSVILLE, CITY OF	\$4,905,000		\$1,905,000 (s)	\$0	295	12-05-95 (REAP.) (AMD. 7-13-98)	
	<b>TOTALS</b>	<b>\$38,849,110</b>		<b>\$21,645,392</b>	<b>\$781,897,434</b>	<b>3,363</b>		
<b>PROJECTS APPROVED IN FY 1995:</b>								
30	HENDERSON, CITY OF (phase 1)	\$7,445,372		\$3,188,731 (c)	\$0	1,500	08-30-94 (AMD. 7-5-96)	
	(phase 2)			\$581,512 (c)	\$0		08-30-94	
* 31	WEBSTER COUNTY WATER DISTRICT	\$1,268,460		\$638,000 (c)	\$0	58	05-30-95	
	<b>TOTALS</b>	<b>\$8,713,832</b>		<b>\$4,408,243</b>	<b>\$0</b>	<b>1,558</b>		
<b>PROJECTS APPROVED IN FY 1996:</b>								
* 32	OAK GROVE, CITY OF	\$787,990		\$498,295 (c)	\$0	134	05-14-96	
33	MOUNT STERLING, CITY OF	\$2,467,009		\$2,467,009 (c)	\$0	400	05-14-96	
	<b>TOTALS</b>	<b>\$3,254,999</b>		<b>\$2,965,304</b>	<b>\$0</b>	<b>534</b>		
<b>PROJECTS APPROVED IN FY 1997:</b>								
34	CORBIN, CITY OF	\$583,878		\$300,000 (c)	\$0	30	8-29-96	
42	GRAVES CO WATER DISTRICT	\$1,028,000		\$528,000 (c)	\$0	95	12-4-96; 4/4/13 REAP 9-1-98; assumed from Hickory	
	<b>TOTALS</b>	<b>\$1,611,878</b>		<b>\$828,000</b>	<b>\$0</b>	<b>125</b>		

		TOTAL INFRASTRUCTURE AMOUNT	KIA Grnt/Prin Forg AMOUNT	KIA Loan AMOUNT	GENERATED PRIVATE INVESTMENT	JOBS CREATED	DATE APPROVED	COMMENTS
<b>PROJECTS APPROVED IN FY 1998:</b>								
*	42	PRESTONSBURG, CITY OF	\$4,392,500	\$600,000 (c)	\$0	77	2-26-98	\$50M inc. app. 2-5-99
*	43	PAINTSVILLE, CITY OF	\$8,070,950	\$1,772,800 (c)	\$0	400	2-26-98	(REAP. 12-10-99)
		<b>TOTALS</b>	<b>\$12,463,450</b>	<b>\$2,372,800</b>	<b>\$0</b>	<b>477</b>		
<b>PROJECTS APPROVED IN FY 1999:</b>								
*	44	HARDINSBURG, CITY OF	\$5,239,680	\$131,231 (c)	\$0	14	7-13-98	
*	45	PRESTONSBURG, CITY OF	\$1,591,200	\$795,600 (c)	\$0	400	4-27-99	
		<b>TOTALS</b>	<b>\$6,830,880</b>	<b>\$926,831</b>	<b>\$0</b>	<b>414</b>		
<b>PROJECTS APPROVED IN FY 2000:</b>								
*	46	GALLATIN CO WATER DISTRICT	\$1,100,000	\$744,796 (c)	\$95,000,000	130	09/01/1999; AMD 4/4/00	
*	47	CARROLTON, CITY OF (CELOTEX)	\$184,300	\$112,200 (c)	\$75,000,000	122	12/10/1999; AMD 9/1/01	
		<b>TOTALS</b>	<b>\$1,284,300</b>	<b>\$856,996</b>	<b>\$170,000,000</b>	<b>122</b>		
<b>PROJECTS APPROVED IN FY2005:</b>								
*	48	UNION COUNTY FISCAL COURT	\$1,550,000	\$0	\$0 NA		11/04/2004	commitment expired
*	40	OWENTON, CITY OF	\$736,890	\$0	\$0 NA		11/04/2004	commitment expired
*	41	HART CO FISCAL COURT	\$3,192,000	\$2,170,999 (c)	\$0 NA		03/03/2005	
*	42	BOONE COUNTY WATER DISTRICT	\$3,548,148	\$2,506,118 (c)	\$0 NA		6/2/05; 7/1/10	assumed from Boone Co FC
		<b>TOTALS</b>	<b>\$9,027,038</b>	<b>\$4,677,117</b>	<b>\$0</b>			
<b>PROJECTS APPROVED IN FY2006:</b>								
*	43	GRAVES CO WATER DISTRICT	\$596,776	\$596,776 (c)	\$0 NA		1/2005; 7/26/06; 10/2/08	Assumed from Fancy Farm WD
*	44	GRAVES CO WATER DISTRICT	\$152,176	\$152,176 (c)	\$0 NA		9/1/2005; 10/2/08	Assumed from Fancy Farm WD
*	45	WESTERN MASON SANITATION DIST	\$4,644,000	\$560,272 (c)	\$0 NA		12/01/2005	
*	46	BONNIEVILLE, CITY OF	\$3,160,000	\$0	\$0 NA		12/01/2005	commitment expired
*	47	Elkton, City of	\$808,000	\$808,000 (c)	\$0 NA		03/02/2006	
*	48	MT VERNON, CITY OF	\$2,055,000	\$945,000 (c)	\$0 NA		05/04/2006	
		<b>TOTALS</b>	<b>\$11,415,953</b>	<b>\$3,062,225</b>	<b>\$0</b>			
<b>PROJECTS APPROVED IN FY2007:</b>								
*	49	GUTHRIE, CITY OF	\$0	\$0	\$0 NA		08/03/2006	Withdrawn
*	50	OWINGSVILLE, CITY OF	\$4,367,250	\$797,250 (c)	\$0 NA		006;10/01/2009	338,997 In; 50,000 grant
*	51	JAMESTOWN, CITY OF	\$13,065,000	\$3,588,700 (c)	\$0 NA		12/07/2006	3,038,700 In; 550,000 grant
*	52	CONNECTGRADD	\$2,400,000	\$837,856 (c)	\$0 NA		02/08/2007	broadband
*	53	ALBANY, CITY OF	\$7,366,000	\$749,947 (c)	\$0 NA		05/10/2007	EO 2007-298 GF
*	54	GRAVES CO WATER DISTRICT	\$849,154	\$849,154 (c)	\$0 NA		5/10/2007; 10/2/08	S Graves WD
		<b>TOTALS</b>	<b>\$28,047,403</b>	<b>\$6,822,906</b>	<b>\$0</b>			
<b>PROJECTS APPROVED IN FY2008:</b>								
*	55	CAVELAND ENVIRONMENTAL	\$2,910,000	\$125,000 (c)	\$0 NA		09/06/2007	sewer
*	56	HOPKINSVILLE ELECT & EN NET	\$3,000,000	\$3,000,000 (c)	\$0 NA		10/04/2007	fiber optic communications
*	57	MARION CO WATER DISTRICT	\$750,000	\$340,000 (c)	\$0 NA		10/04/2007	water
*	58	WILLIAMSBURG, CITY OF	\$3,237,440	\$400,000 (c)	\$0 NA		10/04/2007	water
*	59	LOGAN TODD REG WAT COMM	\$1,500,000	\$400,000 (c)	\$0 NA		11/01/2007	water
*	60	BURGIN, CITY OF	\$50,000	\$50,000 (c)	\$0 NA		11/01/2007	water
	61	PRESTONSBURG, CITY OF	\$2,700,000	\$2,700,000	\$0 NA		12/06/2007	purchase Auxier Water
	62	GLASGOW, CITY OF	\$1,200,000	\$1,200,000 (c)	\$0 NA		2/7/2008; 10/9/08	broadband
	63	LANCASTER, CITY OF	\$690,000	\$490,000 (c)	\$0 NA		03/06/2008	sewer
	64	WHITLEY CO WATER DISTRICT	\$2,708,000	\$932,800 (c)	\$0 NA		3/6/08; 7/27/11	water
	65	HINDMAN, CITY OF	\$500,000	\$500,000 (c)	\$0 NA		04/03/2008	water
	66	WALTON, CITY OF	\$4,000,000	\$1,000,000 (c)	\$0 NA		06/05/2008	sewer
		<b>TOTALS</b>	<b>\$23,245,440</b>	<b>\$11,137,800</b>	<b>\$0</b>			
<b>PROJECTS APPROVED IN FY2009:</b>								
	67	CARROLLTON, CITY OF	\$2,949,731	\$867,091 (c)	\$0 NA		8/7/08; 12/8/11	sewer
	68	LOUISA, CITY OF	\$1,075,000	\$972,330 (c)	\$0 NA		08/07/2008	sewer
	69	PRESTONSBURG, CITY OF	\$841,000	\$841,000 (c)	\$0 NA		10/02/2008	water meters
	70	LEBANON, CITY OF	\$1,119,707	\$582,883 (c)	\$0 NA		12/04/2008	water
	71	MuniNet	\$2,500,000	\$2,500,000 (c)	\$0 NA		06/25/09; 4/7/11	broadband; assumed from Murray
	72	PINEVILLE, CITY OF	\$0	\$0	\$0 NA		06/25/2009	sewer - withdrawn 9/24/09
		<b>TOTALS</b>	<b>\$8,485,438</b>	<b>\$5,763,304</b>	<b>\$0</b>			
<b>PROJECTS APPROVED IN FY2010:</b>								
	73	Prestonsburg, City of	\$2,670,000	\$0	\$0 NA		10/01/2009	sewer
	74	Falmouth, City of	\$564,835	\$564,835 (c)	\$0 NA		10/01/2009	sewer
	75	Louisville and Jefferson County MSD	\$500,000	\$500,000 (c)	\$0 NA		2/4/10; 12/3/20	sewer - assumed 12/3/20
	76	Hart Co Industrial Authority	\$2,300,000	\$999,811 (c)	\$3,000,000	40	02/04/2010	sewer
	77	Marshall Co. Fiscal Court	\$1,075,000	\$275,000 (c)	\$0 NA		6/3/10;12/6/12	80% grant/ 20% loan
		<b>TOTALS</b>	<b>\$7,109,835</b>	<b>\$800,000</b>	<b>\$2,339,646</b>	<b>\$3,000,000</b>	<b>40</b>	

	TOTAL INFRASTRUCTURE AMOUNT	KIA Grnt/Prin Forg AMOUNT	KIA Loan AMOUNT	GENERATED PRIVATE INVESTMENT	JOBS CREATED	DATE APPROVED	COMMENTS
<b>PROJECTS APPROVED IN FY2011:</b>							
78 Louisville and Jefferson County MSD	\$500,000	\$0	\$500,000 (c)	\$0	NA	8/5/10; 12/3/20	sewer - assumed 12/3/20
79 Greenville, City of	\$1,226,500	\$0	\$1,226,500 (c)	\$0	NA	10/14/10; 10/25/13	sewer
80 Marion, City of	\$2,100,000	\$0	\$1,175,526 (c)	\$0	NA	10/14/2010	water
81 Princeton, City of	\$430,645	\$0	\$401,674 (c)	\$0	NA	10/14/10; 7/1/11	sewer
82 Bracken Co Water District	\$475,000	\$380,000	\$95,000 (c)	\$0	NA	12/09/2010	water
83 Caneyville, City of	\$445,000	\$0	\$110,000 (c)	\$0	NA	12/09/2010	sewer
84 Crab Orchard, City of	\$1,660,000	\$400,000	\$409,999 (c)	\$0	NA	12/09/2010	water
85 Flatwoods, City of	\$887,500	\$514,800	\$128,700 (c)	\$0	NA	2/3/2011; 8/2/12	
86 Graves County Water District	\$1,111,266	\$220,000	\$780,000 (c)	\$0	NA	02/03/2011	
87 Mt. Washington, City of	\$700,000	\$560,000	\$140,000 (c)	\$0	NA	02/03/2011	
88 White Plains, City of	\$657,000	\$525,600	\$131,400 (c)	\$0	NA	02/03/2011	
89 Beattyville, City of	\$675,000	\$140,000	\$35,000 (c)	\$0	NA	03/03/2011	water
90 Elkton, City of	\$141,700	\$0	\$136,761 (c)	\$0	NA	03/03/2011	water
91 Nicholas County Sanitation District	\$2,641,000	\$0	\$550,000 (c)	\$0	NA	03/03/2011	sewer
92 North McLean Co WD	\$737,871	\$200,000	\$50,000 (c)	\$0	NA	03/03/2011	water
93 MuniNet	\$2,031,370	\$0	\$2,031,370 (c)	\$0	NA	04/07/2011	broadband
<b>TOTALS</b>	<b>\$16,419,852</b>	<b>\$2,940,400</b>	<b>\$7,901,930</b>	<b>\$0</b>	<b>0</b>		
<b>PROJECTS APPROVED IN FY2012:</b>							
94 Crittenden-Livingston Water District	\$300,000	\$0	\$300,000 (c)	\$0	NA	08/04/2011	water
95 Lewisburg, City of	\$0	\$0	\$0	\$0	NA	03/01/2012	water - withdrawn 12/2/13
96 Olive Hill, City of	\$505,000	\$0	\$505,000 (c)	\$0	NA	03/01/2012	water
97 Mount Olivet, City of	\$1,100,000	\$0	\$350,000 (c)	\$0	NA	04/12/2012	water
98 Nebo Water District	\$92,000	\$0	\$92,000 (c)	\$0	NA	06/07/2012	water - WX21107002
<b>TOTALS</b>	<b>\$1,997,000</b>	<b>\$0</b>	<b>\$1,247,000</b>	<b>\$0</b>	<b>0</b>		
<b>PROJECTS APPROVED IN FY2013:</b>							
99 East Pendleton Water District	\$160,000	\$0	\$160,000 (c)	\$0	NA	08/02/2012	water WX21191002
100 Marion County Water District	\$548,180	\$0	\$548,180 (c)	\$0	NA	08/02/2012	water - WX21155031
101 Symsonia Water District	\$924,016	\$0	\$327,103 (c)	\$0	NA	8/2/12; 12/4/14	water - WX21083055
102 Scottsville, City of	\$716,000	\$0	\$261,068 (c)	\$0	NA	08/02/2012	sewer - SX21003032
103 South Shore, City of	\$2,082,411	\$0	\$1,882,411 (c)	\$0	NA	8/2/12; 4/2/15	purchase water system; WX21089067
104 City of Elkton	\$346,243	\$0	\$346,243 (c)	\$0	NA	3/7/13; 10/25/13	water - WX21219030
105 Bullitt Co Sanitation District	\$89,217	\$84,756	\$4,461 (c)	\$0	NA	03/07/2013	sewer - SX21029031
106 Pineville, City of	\$1,380,000	\$0	\$1,380,000 (c)	\$0	NA	04/04/2013	water - WX21013926
107 Green River Valley Water District	\$1,287,000	\$0	\$1,287,000 (c)	\$0	NA	4/4/13; 6/4/15	water - WX21099037
108 Burkesville, City of	\$1,500,000	\$0	\$500,000 (c)	\$0	NA	05/02/2013	sewer - SX21057003
109 Scottsville, City of	\$2,093,465	\$0	\$1,138,509 (c)	\$0	NA	05/02/2013	sewer - SX21003027
<b>TOTALS</b>	<b>\$11,126,532</b>	<b>\$84,756</b>	<b>\$7,834,975</b>	<b>\$0</b>	<b>0</b>		
<b>PROJECTS APPROVED IN FY2014:</b>							
110 Paradise Park Reg Industrial Dev Auth	\$853,585	\$0	\$339,409 (c)	\$0	NA	09/05/2013	water - WX21177029
111 US 60 Water District	\$1,605,810	\$0	\$1,300,000 (c)	\$0	NA	09/05/2013	water - WX21211033
112 Greensburg, City of	\$83,813	\$0	\$83,813	\$0	NA	02/06/2014	water - WX21087018
113 Edmonton, City of	\$174,907	\$0	\$174,907 (c)	\$0	NA	02/06/2014	water - WX21169031
114 Dawson Springs, City of	\$450,000	\$0	\$284,361 (c)	\$0	NA	03/06/2014	water - WX21107035
115 Wickliffe, City of	\$54,385	\$0	\$54,385 (c)	\$0	NA	03/06/2014	water - WX21007006
116 Lebanon Junction, City of	\$296,058	\$0	\$296,058 (c)	\$0	NA	4/3/14; 9/3/15	sewer - SX21029032
117 Grand Rivers, City of	\$263,000	\$0	\$263,000 (c)	\$0	NA	04/03/2014	water - WX21139017
118 Mount Olivet, City of	\$0	\$0	\$0	\$0	NA	04/03/2014	sewer - SX21201007 - withdrawn 2014
119 Hickman, City of	\$0	\$0	\$0	\$0	NA	04/03/2014	water - WX21075017 - withdrawn 8/20/14
120 London, City of	\$1,100,300	\$0	\$1,100,300 (c)	\$0	NA	05/01/2014	sewer - SX21125004
121 Greenup Joint Sewer Agency	\$1,940,465	\$0	\$1,940,465 (c)	\$0	NA	06/26/2014	sewer - SX21089072
122 Greensburg, City of	\$0	\$0	\$0	\$0	NA	06/26/2014	water - WX21087008 - withdrawn 2/20/14
<b>TOTALS</b>	<b>\$6,822,323</b>	<b>\$0</b>	<b>\$5,836,699</b>	<b>\$0</b>	<b>0</b>		
<b>PROJECTS APPROVED IN FY2015:</b>							
123 Hustonville, City of	\$544,451	\$0	\$544,451 (c)	\$0	NA	9/4/14; 10/1/15	water - WX21137046
124 Bracken Co Water District	\$358,000	\$0	\$358,000 (c)	\$0	NA	12/04/2014	water - WX21023045
125 Northern Kentucky Water District	\$1,727,112	\$0	\$1,392,195 (c)	\$0	NA	02/05/2015	water - WX21117002
126 Catteltsburg, City of	\$270,000	\$0	\$270,000 (c)	\$0	NA	02/05/2015	sewer - SX21019076
127 Barbourville, City of	\$0	\$0	\$0	\$0	NA	04/02/2015	water - WX21121007 - withdrawn 4/13/16
128 US 60 Water District	\$2,326,000	\$0	\$1,721,905 (c)	\$0	NA	06/04/2015	water - WX21211033
129 McLean County Regional Water Commissic	\$10,992,089	\$0	\$2,500,936	\$0	NA	06/04/2015	water - WX21149042
<b>TOTALS</b>	<b>\$16,217,652</b>	<b>\$0</b>	<b>\$6,787,487</b>	<b>\$0</b>	<b>0</b>		
<b>PROJECTS APPROVED IN FY2016:</b>							
130 Louisville and Jefferson County MSD	\$175,000	\$0	\$87,430 (c)	\$0	NA	7/2/15; 12/3/20	sewer - SX21029030 - assumed 12/3/20
131 Muhlenberg County Water District #3	\$391,000	\$0	\$250,000	\$0	NA	07/02/2015	water - WX21177038
132 Jeffersonville, City of	\$307,160	\$0	\$307,160 (c)	\$0	NA	08/06/2015	water - WX21173112
133 Pineville, City of	\$280,791	\$0	\$280,791 (c)	\$0	NA	08/06/2015	sewer - SX21013004
134 Martin, City of	\$0	\$0	\$0 (c)	\$0	NA	09/03/2015	sewer - SX21071008 - rescinded 2/27/17
135 Perry County Fiscal Court	\$350,000	\$50,000	\$300,000 (c)	\$0	NA	11/05/2015	water - WX21193029
136 Reid Village Water District	\$350,000	\$0	\$350,000 (c)	\$0	NA	02/04/2016	water - WX21173139
137 Morganfield, City of	\$213,287	\$0	\$213,287 (c)	\$0	NA	05/05/2016	sewer - SX21225006
138 Lewisport, City of	\$267,500	\$0	\$267,500 (c)	\$0	NA	6/2/16; 2/2/17	water - WX21091098
139 Elkhorn City, City of	\$402,060	\$0	\$402,060 (c)	\$0	NA	06/02/2016	sewer - SX21195018
140 Lancaster, City of	\$204,890	\$0	\$204,890 (c)	\$0	NA	06/02/2016	sewer - SX21079017
<b>TOTALS</b>	<b>\$2,941,689</b>	<b>\$50,000</b>	<b>\$2,663,119</b>	<b>\$0</b>	<b>0</b>		

	TOTAL INFRASTRUCTURE AMOUNT	KIA Grnt/Prin Forg AMOUNT	KIA Loan AMOUNT	GENERATED PRIVATE INVESTMENT	JOBS CREATED	DATE APPROVED	COMMENTS
<b>PROJECTS APPROVED IN FY2017:</b>							
141	Hustonsville, City of	\$75,639	\$0	\$75,639 (c)	\$0 NA	08/04/2016	water - WX21137050
142	Lawrenceburg, City of	\$1,985,000	\$0	\$909,582 (c)	\$0 NA	08/04/2016	sewer - SX21005006
143	Calvert City, City of	\$576,113	\$0	\$463,537 (c)	\$0 NA	09/01/2016	water - WX21157017
144	Northeast Woodford County Water District	\$400,000	\$0	\$400,000	\$0 NA	10/27/2016	water - WX21239032
145	New Castle, City of	\$890,000	\$0	\$428,913.77 (c)	\$0 NA	12/01/2016	sewer/water - SX21103012/WX21103059
146	Bardstown, City of	\$1,220,499	\$0	\$1,220,499 (c)	\$0 NA	12/1/16; 5/4/17	water - WX21179030
147	Bowling Green, City of	\$2,000,000	\$0	\$2,000,000 (c)	\$0 NA	12/01/2016	water - WX21227076
148	South Hopkins Water District	\$765,000	\$0	\$765,000	\$0 NA	03/02/2017	water - WX21107052
149	Bardstown, City of	\$1,123,048	\$0	\$1,123,048 (c)	\$0 NA	5/4/17; 3/1/18	water - WX21179031
150	Mayfield, City of	\$728,073	\$0	\$728,073 (c)	\$0 NA	06/01/2017	sewer/water - SX21083058/WX21083041
151	Regional Water Resource Agency	\$258,706.89	\$0	\$258,706.89 (c)	\$0 NA	06/01/2017	sewer - SX21059039
152	Regional Water Resource Agency	\$417,101	\$0	\$417,101 (c)	\$0 NA	06/01/2017	sewer - SX21059026
<b>TOTALS</b>		<b>\$10,439,180</b>	<b>\$0</b>	<b>\$8,790,100</b>	<b>\$0</b>	<b>0</b>	
<b>PROJECTS APPROVED IN FY2018:</b>							
153	Guthrie, City of	\$1,163,825	\$0	\$1,163,825	\$0 NA	10/05/2017	sewer/water - SX21219022/WX21219008
154	Elkhorn Water District	\$880,000	\$0	\$850,000	\$0 NA	10/05/2017	water - WX21073021
155	Lewisburg, City of	\$250,000	\$0	\$250,000	\$0 NA	12/06/2017	sewer - SX21141014
156	Albany, City of	\$515,000	\$0	\$53,000 (c)	\$0 NA	02/01/2018	water - WX21053014
157	Flemingsburg, City of	\$416,820	\$0	\$132,046 (c)	\$0 NA	02/01/2018	sewer - SX21069019
158	Kentucky Dept of Parks - Taylorsville Lake	\$856,000	\$0	\$788,550 (c)	\$0 NA	02/01/2018	sewer - SX21215005
159	Cannonsburg Water District	\$85,000	\$0	\$57,271 (c)	\$0 NA	06/12/2018	water - WX21089035
160	Hopkinsville Electrice System	\$4,300,000	\$0	\$2,500,000 (c)	\$0 NA	06/12/2018	broadband
161	Marion County Water District	\$950,000	\$0	\$950,000 (c)	\$0 NA	06/12/2018	water - WX21155022
<b>TOTALS</b>		<b>\$9,416,645</b>	<b>\$0</b>	<b>\$6,744,691</b>	<b>\$0</b>	<b>0</b>	
<b>PROJECTS APPROVED IN FY2019:</b>							
162	Calvert City, City of	\$610,800	\$0	\$470,288 (c)	\$0 NA	09/26/2018	water - WX21035006
163	Mount Washington, City of	\$1,599,630	\$0	\$1,599,630 (c)	\$0 NA	09/26/2018	water - WX21029293
164	Murray, City of	\$4,592,253	\$0	\$1,500,000 (c)	\$0 NA	11/13/2018	water - WX21035037
165	Laurel County Water District #2	\$1,775,000	\$0	\$445,000 (c)	\$0 NA	11/13/2018	water - WX21125020
166	Warren County Water District	\$3,056,000	\$0	\$2,000,000	\$0 NA	12/11/2018	sewer - SX21227082
167	Hickman, City of	\$397,000	\$0	\$397,000 (c)	\$0 NA	04/04/2019	water - WX21075020
<b>TOTALS</b>		<b>\$12,030,683</b>	<b>\$0</b>	<b>\$6,411,918</b>	<b>\$0</b>	<b>0</b>	
<b>PROJECTS APPROVED IN FY2020:</b>							
168	Mayfield, City of	\$2,221,117	\$0	\$2,221,117	\$0 NA	08/06/2019	sewer/water - SX21083047, SX21083061, SX21083055, WX21083021
169	Hyden-Leslie County Water District	\$2,735,000	\$0	\$2,735,000	\$0 NA	11/07/2019	water - WX21131111
170	Hazard, City of	\$2,980,000	\$0	\$596,000	\$0 NA	11/07/2019	gas - no project number
171	Flemingsburg, City of	\$258,015	\$0	\$77,405	\$0 NA	03/05/2020	water - WX21069039
<b>TOTALS</b>		<b>\$8,194,132</b>	<b>\$0</b>	<b>\$5,629,522</b>	<b>\$0</b>	<b>0</b>	
<b>PROJECTS APPROVED IN FY2021:</b>							
172	Bardstown, City of	\$1,472,400	\$0	\$1,472,400	\$0 NA	08/06/2020	sewer - SX21179030
173	Western Pulaski Water District	\$1,865,000	\$0	\$1,146,000	\$0 NA	09/24/2020	water - WX21199136
<b>TOTALS</b>		<b>\$3,337,400</b>	<b>\$0</b>	<b>\$2,618,400</b>	<b>\$0</b>	<b>0</b>	
<b>GRAND TOTALS</b>		<b>\$309,066,194</b>	<b>\$3,875,156</b>	<b>\$160,202,659</b>	<b>\$1,566,812,723</b>	<b>\$13,536</b>	

***bold, italics - pending board approval***

\* Bonds have not been sold for these projects

+ Projects were funded under the master note

(c) - Final amounts; Loan has been closed

(s) - Amount represented in the assistance agreement

TOTAL AUTHORIZATION FYS 1991-94	\$6,000,000	
TOTAL DEAUTHORIZATION FYS 95-96	(\$78,822)	
TOTAL AUTHORIZATION FYS 1997-98	\$0	
TOTAL AUTHORIZATION FYS 1998-2000	\$13,000,000	(rif)
TOTAL AUTHORIZATION FYS 2001-2002	\$3,925,000	(rif)
	<u>\$22,846,178</u>	

**KENTUCKY INFRASTRUCTURE AUTHORITY  
WATER RESOURCES GRANT----- (FUND B1)**

TOTAL INFRASTRUCTURE AMOUNT	KIA AMOUNT	DATE APPROVED	COMMENTS
-----------------------------------	---------------	------------------	----------

**PROJECTS APPROVED JULY 1, 1991 THROUGH JUNE 30, 1992:**

1	ELKHORN WATER DISTRICT	\$383,000	\$151,233	(c)	9-16-91	
2	BEAVER-ELKHORN WATER DISTRICT (PH II)	\$2,262,200	\$1,383,547	(c)	9-16-91	(REAP. 5-5-93)
3	BEAVER-ELKHORN WATER DISTRICT (PH III)	\$3,386,325	\$616,453	(c)	9-16-91	(REAP. 5-5-93)
4	WACO WATER DISTRICT	\$304,525	\$300,000	(c)	9-16-91	
5	NORTH MERCER WATER DISTRICT	\$1,833,000	\$500,000	(c)	9-16-91	
6	WEBSTER COUNTY WATER DISTRICT	\$2,269,500	\$1,500,000	(c)	9-16-91	
7	ANDERSON COUNTY	\$361,638	\$270,000	(c)	9-16-91	
8	GEORGETOWN, CITY OF	\$3,474,350	\$400,000	(c)	9-16-91	
9	LYNCH, CITY OF	\$502,500	\$499,945	(c)	9-16-91	
	<b>TOTALS</b>	<u>\$14,777,038</u>	<u>\$5,621,178</u>			

**PROJECTS APPROVED JULY 1, 1992 THROUGH JUNE 30, 1994:**

10	DAVIESS COUNTY FISCAL COURT (East Daviess County Water Association)	\$300,000	\$300,000	(c)	11-12-92	(AMD. 9-29-93)
	<b>TOTALS</b>	<u>\$300,000</u>	<u>\$300,000</u>			

**PROJECTS PER SPECIAL PROVISIONS DURING 1998 GENERAL SESSION**

11	MEADE COUNTY FISCAL COURT	\$4,204,225	\$2,500,000		12/18/1998	
12	CITY OF RICHMOND	\$8,400,000	\$4,000,000		09/01/1998	
13	CITY OF MIDWAY	\$4,760,971	\$3,500,000		06/06/2000	
14	CITY OF HINDMAN	\$3,000,000	\$3,000,000		07/28/1999	
	<b>TOTALS</b>	<u>\$20,365,196</u>	<u>\$13,000,000</u>	(rif)		

**PROJECTS APPROVED JULY 1, 1998 THROUGH JUNE 30, 1999:**

15	WATER RESOURCE DEV COMMISSION	\$1,053,000	753,000	(rif)	4-27-99	
	<b>TOTALS</b>	<u>\$1,053,000</u>	<u>753,000</u>			

**PROJECTS PER SPECIAL PROVISIONS DURING 2000 GENERAL SESSION**

16	HORTON CAMP INF AT GREEN RIVER ST PARK	650,000.00	650,000.00		06/06/2000	
17	FLEMING CO WATER COMM	75,000.00	75,000.00		02/01/2001 (AA date)	
18	FLEMING CO '201' SEWER PLANNING	50,000.00	50,000.00		10/01/2001 (AA date)	
19	CITY OF WURLAND	25,000.00	25,000.00		10/01/2001 (AA date)	
20	SPURLOCK & LITTLE MUD CREEK	300,000.00	300,000.00		08/17/2001 (AA date)	
21	PIKE COUNTY - TAYLOR FORK	50,000.00	50,000.00		08/06/2001 (AA date)	
22	SOUTHERN MADISON WATER DISTRICT	200,000.00	200,000.00		03/01/2001 (AA date)	
23	HENDERSON CO WATER DISTRICT	500,000.00	500,000.00		08/20/2001 (AA date)	
24	LEWIS CO WATER & SEWER	500,000.00	500,000.00		11/22/2000	
25	GREEN CO WATER & SEWER	500,000.00	500,000.00		08/06/2001 (AA date)	
26	LARUE COUNTY FISCAL COURT	750,000.00	750,000.00		08/06/2001 (AA date)	
27	CARROL COUNTY FISCAL COURT	250,000.00	250,000.00		08/01/2001 (AA date)	
28	CITY OF RACELAND	25,000.00	25,000.00		09/21/2001 (AA date)	
29	CITY OF WORTHINGTON	25,000.00	25,000.00		08/06/2001 (AA date)	
30	CITY OF FLATWOODS	25,000.00	25,000.00		10/01/2001 (AA date)	
	<b>TOTALS</b>	<u>3,925,000.00</u>	<u>3,925,000.00</u>	(rif)		



TOTAL INFRASTRUCTURE AMOUNT	KIA AMOUNT	DATE APPROVED	COMMENTS
-----------------------------------	---------------	------------------	----------

**PROJECTS APPROVED JULY 1, 2001 THROUGH JUNE 30, 2002:**

31	Columbia-Campbellsville	WX21001008	\$3,415,000	\$55,000	12/06/2001
32	Bath County Water District	WX21011002	\$2,253,000	\$1,150,000	12/06/2001
33	City of Paris	WX21017002	\$2,300,000	\$1,000,000	12/06/2001
34	City of Ashland	WX21019006	\$2,362,626	\$750,000	12/06/2001
35	Bracken County Water District	WX21023001	\$1,810,000	\$93,500	12/06/2001
36	City of Murray	WX21035005	\$1,126,000	\$0	12/06/2001
37	Center Ridge Water District	WX21035011	\$262,200	\$262,200	12/06/2001
38	West Carroll Water District	WX21041301	\$2,200,000	\$500,000	12/06/2001
39	Rattlesnake Ridge Water District	WX21043001	\$4,130,000	\$440,000	12/06/2001
40	Christian County Water District	WX21047011	\$2,200,000	\$1,000,000	12/06/2001
41	Owensboro Municipal Utilities	WX21059001	\$2,500,000	\$1,000,000	12/06/2001
42	Consumers Water District	WX21083002	\$1,117,868	\$1,000,000	12/06/2001
43	City of Caneyville	WX21085001	\$486,000	\$186,000	12/06/2001
44	Grayson County Water District	WX21085009	\$2,878,000	\$1,000,000	12/06/2001
45	City of Cumberland	WX21095662	\$1,600,000	\$400,000	12/06/2001
46	Henderson Water Utility	WX21101005	\$600,000	\$600,000	12/06/2001
47	Wood Creek water District	WX21125527	\$350,364	\$350,364	12/06/2001
48	Louisa Water District	WX21127001	\$5,570,570	\$1,000,000	12/06/2001
49	Electric Plant Board of the City of Vanceburg	WX21135001	\$4,077,000	\$977,000	12/06/2001
50	City of Sacramento	WX21149002	\$150,000	\$150,000	12/06/2001
51	Western Lewis Rectorville Water District	WX21161001	\$1,399,000	\$275,000	12/06/2001
52	Edmonton Water Works	WX21169001	\$2,222,782	\$595,782	12/06/2001
53	Tri-Village Water District	WX21187205	\$1,800,000	\$800,000	12/06/2001
54	City of Falmouth	WX21191311	\$1,000,000	\$300,000	12/06/2001
55	City of Hazard	WX21193009	\$5,500,000	\$250,000	12/06/2001
56	Buffalo Trail Water Association	WX21201005	\$1,500,000	\$750,000	12/06/2001
57	US 60 Water District	WX21211026	\$1,375,000	\$650,000	12/06/2001
58	Taylorsville Water Works	WX21215087	\$3,500,000	\$430,400	12/06/2001
59	Campbellsville-Greensburg	WX21217004	\$3,181,900	\$0	12/06/2001
60	Cadiz-Trigg County Regional Water Commissic	WX21221002	\$14,000,000	\$70,000	12/06/2001
61	City of Midway	WX21239003	\$766,000	\$150,000	12/06/2001
62	City of Booneville	WX21189002	\$687,000	\$130,000	06/06/2002

<b>TOTALS</b>	<b>\$78,320,310</b>	<b>\$16,315,246</b> (rif)
---------------	---------------------	---------------------------

**PROJECTS APPROVED JULY 1, 2006 THROUGH JUNE 30, 2007:**

63	Knott Co Water & Sewer	\$500,000	\$500,000	10/05/2006
64	Bath Co WD	\$514,340	\$250,000	12/07/2006
65	Western Pulaski Co Water District	\$620,000	\$620,000	5/10/07; 6/21/07
66	City of Harlan	\$200,000	\$200,000	06/21/2007

<b>TOTALS</b>	<b>\$1,834,340</b>	<b>\$1,570,000</b> (rif)
---------------	--------------------	--------------------------

**PROJECTS APPROVED IN FY2008:**

67	City of Arlington	\$190,750	\$190,750	07/19/2007
68	City of Elkton	\$200,000	\$200,000	07/19/2007
69	City of Georgetown	\$80,000	\$80,000	07/19/2007
70	Morehead Utility Plant Board	\$373,900	\$373,900	07/19/2007

<b>TOTALS</b>	<b>\$844,650</b>	<b>\$844,650</b>
---------------	------------------	------------------

<b>GRAND TOTALS</b>	<b>\$121,419,534</b>	<b>\$41,484,424</b>
---------------------	----------------------	---------------------

***bold, italics - pending board approval***

(s) - Amount represented in the assistance agreement

(c) - Grant has been closed.

(rif) - To be funded out of the revolving loan funds

**KENTUCKY INFRASTRUCTURE AUTHORITY  
WATER RESOURCES LOAN ----- (FUND B2)  
GATEWAY, BIG SANDY, KENTUCKY RIVER AND CUMBERLAND VALLEY DEVELOPMENT DISTRICTS**

TOTAL AUTHORIZATION FYS 1991-94	\$30,000,000
TOTAL DEAUTHORIZATION FYS 1995-96	(\$1,716,586)
TOTAL AUTHORIZATION FYS 1997-98	\$0
TOTAL AUTHORIZATION FYS 1998-99	\$0
<b>TOTAL 1991 - 1998</b>	<b><u>\$28,283,414</u></b>

TOTAL INFRASTRUCTURE AMOUNT	KIA AMOUNT	INTEREST RATE	AREA DEVELOPMENT DISTRICT	DATE APPROVED	COMMENTS
-----------------------------------	---------------	------------------	---------------------------------	------------------	----------

**PROJECTS APPROVED JULY 1, 1991 THROUGH JUNE 30, 1992:**

1	MOUNTAIN WATER DISTRICT (Indian Creek)	\$2,712,760	\$337,760	(c)	3.0%	BIG SANDY	07-24-91	
2	MARTIN COUNTY WATER DISTRICT NO. 2	\$2,481,566	\$1,329,826	(c)	3.0%	BIG SANDY	09-16-91	(REAP. 5-5-93)
3	HYDEN / LESLIE CO. WATER DISTRICT	\$2,196,941	\$1,965,619	(c)	3.0%	KY. RIVER	09-16-91	
4	SOUTHERN WATER & SEWER (Phase I)	\$1,045,700	\$514,888	(c)	3.0%	BIG SANDY	09-16-91	(REAP. 1-29-93), Assumed from Beaver Elkhorn 12-21-00
5	SOUTHERN WATER & SEWER (Phase II)	\$2,262,200	\$847,982	(c)	3.0%	BIG SANDY	09-16-91	(REAP. 5-5-93), Assumed from Beaver Elkhorn 12-21-00
6	SOUTHERN WATER & SEWER (Phase III)	\$3,386,325	\$2,831,354	(c)	3.0%	BIG SANDY	09-16-91	(REAP. 5-5-93 & 2-2-95), Assumed from Beaver Elkhorn 12-21-00
7	MANCHESTER, CITY OF	\$1,766,705	\$970,439	(c)	2.9%	CUMB. VALLEY	11-01-91	
8	MOREHEAD, CITY OF	\$449,442	\$359,646	(c)	2.9%	GATEWAY	11-01-91	
9	MOUNTAIN WATER DISTRICT (Multi-Area)	\$5,165,093	\$5,165,093	(c)	2.9%	BIG SANDY	11-01-91	
10	PIKEVILLE, CITY OF	\$903,718	\$897,868	(c)	2.9%	BIG SANDY	11-01-91	
11	PINEVILLE, CITY OF	\$829,099	\$829,099	(c)	2.9%	CUMB. VALLEY	11-01-91	
12	BARBOURVILLE, CITY OF	\$4,500,000	\$1,924,831	(c)	2.9%	CUMB. VALLEY	11-01-91	
13	CORBIN, CITY OF	\$1,449,838	\$833,000	(c)	2.9%	CUMB. VALLEY	12-04-91	
14	PRESTONSBURG, CITY OF	\$2,173,278	\$1,960,288	(c)	2.9%	BIG SANDY	12-04-91	
15	HARLAN, CITY OF	\$1,434,170	\$1,434,170	(c)	2.9%	CUMB. VALLEY	12-04-91	
16	WHITESBURG, CITY OF	\$1,332,179	\$932,179	(c)	2.7%	KY. RIVER	05-13-92	
17	CLAY COUNTY FISCAL COURT (North Manchester Water Association)	\$2,805,321	\$2,621,001	(c)	2.95%	CUMB. VALLEY	05-13-92	
18	ROCKCASTLE COUNTY FISCAL COURT (Western Rockcastle Water Association)	\$778,500	\$364,572	(c)	2.95%	CUMB. VALLEY	05-13-92	
<b>TOTALS</b>		<b>\$37,672,835</b>	<b>\$26,119,616</b>					

**PROJECTS APPROVED JULY 1, 1992 THROUGH JUNE 30, 1993:**

19	JACKSON COUNTY FISCAL COURT (Jackson County Water Association)	\$1,858,645	\$1,792,633	(c)	2.45%	KY. RIVER	11-12-92	
<b>TOTALS</b>		<b>\$1,858,645</b>	<b>\$1,792,633</b>					

**PROJECTS APPROVED JULY 1, 1993 THROUGH JUNE 30, 1994:**

20	LAUREL COUNTY WATER DISTRICT NO. 2	\$1,324,000	\$450,000	(c)	1.6%	CUMB. VALLEY	5-11-94	(REAP. 12-5-95)
<b>TOTALS</b>		<b>\$1,324,000</b>	<b>\$450,000</b>					
<b>GRAND TOTALS</b>		<b>\$40,855,480</b>	<b>\$28,362,249</b>					

(s) - Amount represented in the assistance agreement.  
(c) - Final Amount; Loan has been closed.

**KENTUCKY INFRASTRUCTURE AUTHORITY  
GOVERNMENTAL AGENCIES PROGRAM ----- (FUND C)**

	TOTAL PROJECT AMOUNT	KIA AMOUNT	DATE APPROVED	COMMENTS
<b>Fd C Available to Loan/Grant Before Current Meeting</b>		\$3,378,653		
ORIGINAL KENTUCKY POLLUTION ABATEMENT AUTHORITY LOANS (42) REFINANCED BY THE KENTUCKY INFRASTRUCTURE AUTHORITY (1989)		<b>\$32,025,000</b>		
<b><u>PROJECTS APPROVED IN FY 1989:</u></b>				
1 CAMPBELLSVILLE, CITY OF	\$3,450,000	\$2,500,000	(c)	
2 CARLISLE, CITY OF	\$3,958,731	\$1,764,950	(c)	
3 CRITTENDEN, CITY OF	\$1,725,300	\$913,800	(c)	
4 EDMONTON, CITY OF	\$740,728	\$505,728	(c)	
5 FULTON, CITY OF	\$1,200,000	\$380,000	(c)	
6 INEZ, CITY OF	\$5,692,657	\$825,477	(c)	
7 PADUCAH-MCCRACKEN JOINT SEWER COM	\$1,844,500	\$1,844,500	(c)	ASSUMED FROM CITY OF PADUCAH
8 RUSSELL, CITY OF	\$2,851,000	\$2,851,000	(c)	
9 STANFORD, CITY OF	\$1,782,000	\$590,000	(c)	
10 TOMPKINSVILLE, CITY OF	\$720,000	\$445,000	(c)	
11 WEST LIBERTY, CITY OF	\$3,086,995	\$1,805,854	(c)	
12 HARDIN COUNTY WATER DISTRICT #2	\$3,597,502	\$932,502	(c)	
13 PADUCAH-MCCRACKEN JOINT SEWER COM	\$1,528,626	\$1,528,626	(c)	ASSUMED FROM MCCRACKEN CO SEWER
14 PADUCAH-MCCRACKEN JOINT SEWER COM	\$2,099,125	\$2,099,125	(c)	ASSUMED FROM MCCRACKEN CO SEWER
15 OLDHAM COUNTY WATER DISTRICT	\$1,191,282	\$1,330,500	(c)	
16 LOUISVILLE WATER COMPANY	\$2,593,497	\$1,094,330	(c)	ASSUMED FROM KENTUCKY TURNPIKE WATER DISTRICT 3/7/02
<b>TOTALS</b>	<b>\$38,061,943</b>	<b>\$21,411,392</b>		
<b><u>PROJECTS APPROVED IN FY 1990:</u></b>				
17 BULLOCK-PEN WATER DISTRICT	\$779,649	\$399,049	(c)	08-07-89
18 BOYD COUNTY SANITATION DISTRICT #2	\$2,525,506	\$1,477,350	(c)	08-07-89 (AMD. 8-16-90 & 12-4-91)
19 FLEMINGSBURG, CITY OF	\$1,218,286	\$1,066,000	(c)	08-07-89
20 FRANKLIN, CITY OF	\$695,690	\$687,204	(c)	05-03-89 (AMD. 8-7-89)
21 PINEVILLE, CITY OF	\$3,099,590	\$308,767	(c)	09-27-89
22 EDMONSON COUNTY WATER DISTRICT	\$860,117	\$507,767	(c)	12-13-89
23 HENDERSON COUNTY WATER DISTRICT #4	\$581,609	\$550,000	(c)	12-13-89 (AMD. 6-20-91)
24 EAST LOGAN COUNTY WATER DISTRICT	\$1,253,120	\$514,303	(c)	12-13-89
25 MCKEE, CITY OF	\$562,789	\$185,289	(c)	04-25-90
<b>TOTALS</b>	<b>\$11,576,356</b>	<b>\$5,695,729</b>		
<b><u>PROJECTS APPROVED IN FY 1991:</u></b>				
26 U.S. 60 WATER DISTRICT	\$391,065	\$202,400	(c)	08-16-90
27 EDMONTON, CITY OF	\$727,621	\$502,621	(c)	08-16-90
28 MUNFORDVILLE, CITY OF	\$107,320	\$100,850	(c)	09-26-90
29 LEXINGTON-SOUTH ELKHORN WATER DIST	\$1,750,000	\$1,712,000	(c)	03-28-91
30 PADUCAH-MCCRACKEN JOINT SEWER COM	\$583,445	\$450,884	(c)	03-28-91
31 SOUTH GRAVES COUNTY WATER DISTRICT	\$728,605	\$728,605	(c)	06-20-91
32 TRIMBLE COUNTY WATER DISTRICT	\$342,103	\$328,603	(c)	06-20-91 (REAP. 9-16-91)
33 HENDERSON COUNTY WATER DISTRICT #2	\$633,013	\$325,000	(c)	06-20-91
<b>TOTALS</b>	<b>\$5,263,172</b>	<b>\$4,350,963</b>		
<b><u>PROJECTS APPROVED IN FY 1992:</u></b>				
34 TOMPKINSVILLE, CITY OF	\$648,200	\$306,200	(c)	07-24-91
35 WALTON, CITY OF	\$140,577	\$140,577	(c)	07-24-91
36 WILMORE, CITY OF	\$745,155	\$228,355	(c)	09-16-91
37 EDMONSON COUNTY WATER DISTRICT	\$197,959	\$92,747	(c)	09-16-91
38 PADUCAH WATER WORKS	\$596,100	\$556,100	(c)	11/1/91; 6/7/12 (assumed from Hendron Water District 6/7/12)
39 BULLOCK-PEN WATER DISTRICT	\$1,067,019	\$518,169	(c)	11-01-91
40 U.S. 60 WATER DISTRICT	\$494,603	\$459,905	(c)	12-04-91
41 FULTON, CITY OF	\$409,587	\$384,508	(c)	05-13-92
42 BULLOCK-PEN WATER DISTRICT	\$62,111	\$29,254	(c)	05-13-92
<b>TOTALS</b>	<b>\$4,361,311</b>	<b>\$2,715,815</b>		
<b><u>PROJECTS APPROVED IN FY 1993:</u></b>				
43 GEORGETOWN, CITY OF	\$554,870	\$162,870	(c)	11-12-92 (AMD. 6-29-94)(Assumed from Stamping Ground 3/2/06)
44 PIKEVILLE, CITY OF	\$1,317,639	\$419,771	(c)	11-12-92
45 NORTH MARSHALL COUNTY WATER DISTRICT	\$1,414,199	\$1,414,199	(c)	12-17-92
46 TAYLORSVILLE, CITY OF	\$188,000	\$188,000	(c)	03-03-93
47 WURLAND, CITY OF	\$336,885	\$264,145	(c)	05-05-93
<b>TOTALS</b>	<b>\$3,811,593</b>	<b>\$2,448,985</b>		

		TOTAL PROJECT AMOUNT	KIA AMOUNT		DATE APPROVED	COMMENTS
<b><u>PROJECTS APPROVED IN FY 1994:</u></b>						
48	WHITESBURG, CITY OF	\$1,701,993	\$381,855	(c)	09-29-93	
49	JONATHAN CREEK WATER DISTRICT	\$2,768,000	\$2,302,500	(c)	09-29-93	(AMD 9/7/03)
50	NORTHERN ROCKCASTLE COUNTY WATER	\$455,226	\$265,226	(c)	09-29-93	
51	Shelbyville, City of	\$2,100,000	\$697,263	(c)	05-11-94	Assumed from Shelby Co SD #1
52	LAUREL COUNTY WATER DISTRICT #2	\$1,324,000	\$900,950	(c)	05-11-94	(AMD. 12-5-95)
	<b>TOTALS</b>	<b>\$8,349,219</b>	<b>\$4,547,794</b>			
<b><u>PROJECTS APPROVED IN FY 1995:</u></b>						
53	CARLISLE, CITY OF	\$715,000	\$425,895	(c)	11-29-94	
** 54	HENRY COUNTY WATER DISTRICT #2	\$8,426,000	\$5,026,000	(s)(n)	03-31-95	(AMD. 12-5-95)
55	MCLEAN CO REGIONAL WTR COMMISSION	\$506,100	\$453,299		5-30-95; 2-4-16	Assumed from City of Calhoun
	<b>TOTALS</b>	<b>\$9,647,100</b>	<b>\$5,905,194</b>			
<b><u>PROJECTS APPROVED IN FY 1996:</u></b>						
56	OLDHAM COUNTY WATER DISTRICT	\$1,174,500	\$1,062,256	(c)	2-26-95	
57	HOPKINSVILLE, CITY OF	\$1,156,400	\$912,970	(c)	12-4-96; 4-7-11	assumed from Oak Grove
	<b>TOTALS</b>	<b>\$2,330,900</b>	<b>\$1,975,226</b>			
<b><u>PROJECTS APPROVED IN FY 1997:</u></b>						
58	EAST PENDLETON WATER DISTRICT	\$202,004	\$219,856	(c)	6-19-97	
	<b>TOTALS</b>	<b>\$202,004</b>	<b>\$219,856</b>			
<b><u>PROJECTS APPROVED IN FY 1998:</u></b>						
	<b>TOTALS</b>	<b>\$0</b>	<b>\$0</b>			
<b><u>PROJECTS APPROVED IN FY 1999:</u></b>						
59	LOUISA, CITY OF	\$387,500	\$442,857	(c)	7/13/98	(AMD 9-1-99)
* 60	WEBSTER COUNTY WATER DISTRICT	\$6,165,911	\$4,000,000	(c)	9/1/98	
61	MEADE COUNTY WATER DISTRICT	\$4,204,225	\$407,608	(c)	12/18/98	
	<b>TOTALS</b>	<b>\$10,757,636</b>	<b>\$4,850,465</b>			
<b><u>PROJECTS APPROVED IN FY 2001:</u></b>						
62	BARLOW, CITY OF	\$416,000	\$237,714	(c)	3/1/01	
	<b>TOTALS</b>	<b>\$416,000</b>	<b>\$237,714</b>			
<b><u>PROJECTS APPROVED IN FY 2002:</u></b>						
63	OLDHAM COUNTY WATER DISTRICT	\$7,043,642	\$5,560,339	(c)	7/12/01	
	<b>TOTALS</b>	<b>\$7,043,642</b>	<b>\$5,560,339</b>			
<b><u>PROJECTS APPROVED IN FY 2003:</u></b>						
* 64	MCCREARY COUNTY FISCAL COURT	7,996,000	1,474,999	(c)	09/05/2002	
* 65	NICHOLASVILLE, CITY OF	4,310,000	4,160,000	(c)	10/03/2002	
66	SOUTHERN WATER & SEWER	6,874,900	0		01/09/2003	Withdrawn - Replaced with Coal Sev
67	MEADE COUNTY WATER DISTRICT	919,760	0		06/05/2003	Withdrawn - Replaced with Fd F loan
	<b>TOTAL</b>	<b>\$7,996,000</b>	<b>\$5,634,999</b>			
<b><u>PROJECTS APPROVED IN FY 2004:</u></b>						
68	KNOTT CO WATER & SEWER DISTRICT	\$2,628,821	\$640,367		08/07/2003	
* 69	CAWOOD WATER DISTRICT	\$2,020,000	\$500,000		12/04/2003	
* 70	BLACK MTN UTILITIES DISTRICT	\$2,295,000	\$250,000	(c)	01/08/2004	
	<b>TOTAL</b>	<b>\$6,943,821</b>	<b>\$1,390,367</b>			
<b><u>PROJECTS APPROVED IN FY 2005:</u></b>						
* 71	NORTONVILLE, CITY OF	\$5,300,000	\$2,768,556	(c)	09/02/2004	
* 72	JOHNSON CO FISCAL COURT	\$1,317,000	\$0		12/09/2004	Withdrawn
* 73	PEAKS MILL WATER DISTRICT	\$1,626,900	\$946,900	(c)	05/05/2005	
	<b>TOTAL</b>	<b>\$8,243,900</b>	<b>\$3,715,456</b>			
<b><u>PROJECTS APPROVED IN FY 2007:</u></b>						
* 74	MAYFIELD, CITY OF	\$393,250	\$389,255	(c)	05/10/2007	broadband
	<b>TOTAL</b>	<b>\$393,250</b>	<b>\$389,255</b>			

		TOTAL PROJECT AMOUNT	KIA AMOUNT		DATE APPROVED	COMMENTS
<b><u>PROJECTS APPROVED IN FY 2008:</u></b>						
*	75	SOUTHEAST DAVIESS CO WD	\$1,219,995	\$796,140	(c)	11/01/2007 water
*	76	WEST DAVIESS CO WD	\$1,378,708	\$948,348	(c)	11/01/2007 water
*	77	NORTHERN KY WATER DISTRICT	\$6,000,000	\$6,000,000	(c)	06/05/2008 water
TOTAL		<b>\$8,598,703</b>	<b>\$7,744,488</b>			
<b><u>PROJECTS APPROVED IN FY 2009:</u></b>						
*	78	UNION, CITY OF	\$1,147,500	\$248,294	(c)	10/02/2008 sewer
TOTAL		<b>\$1,147,500</b>	<b>\$248,294</b>			
<b><u>PROJECTS APPROVED IN FY 2010:</u></b>						
*	79	BARDSTOWN, CITY OF	\$1,800,000	\$1,800,000	(c)	10/01/2009; 8/4/2011 industrial park transmission
*	80	BARDSTOWN, CITY OF	\$5,050,000	\$3,500,000	(c)	10/01/2009 water
TOTAL		<b>\$6,850,000</b>	<b>\$5,300,000</b>			
<b><u>PROJECTS APPROVED IN FY 2011:</u></b>						
*	81	Bracken Co Water District	\$621,000	\$621,000	(c)	03/03/2011 water main replacement
TOTAL		<b>\$621,000</b>	<b>\$621,000</b>			
<b><u>PROJECTS APPROVED IN FY 2012:</u></b>						
*	82	Warren Co Water District	\$1,114,400	\$823,900	(c)	10/06/2011 Buchanan Park Sewer Extension
*	83	Muninet Fiber Agency	\$3,687,038	\$3,687,038	(c)	2/2/12; 6/12/18 Cable Build Project #2
*	84	Worthington, City of	\$554,126	\$554,126	(c)	04/12/2012 Filters Upgrade
TOTAL		<b>\$5,355,564</b>	<b>\$5,065,064</b>			
<b><u>PROJECTS APPROVED IN FY 2014:</u></b>						
*	85	Bowling Green, City of	\$1,190,489	\$1,190,489	(c)	02/06/2014 WX21227077 - Reservoir Hill Piping Renovation Project
*	86	Glasgow, City of	\$3,364,860	\$3,000,000	(c)	06/26/2014 SX21009017 - New sewer basin
TOTAL		<b>\$4,555,349</b>	<b>\$4,190,489</b>			
<b><u>PROJECTS APPROVED IN FY 2015:</u></b>						
*	87	Northern Madison Co SD	\$1,500,000	\$1,200,000	(c)	10/02/2014 SX21151036 - Muddy Creek Waste Water Treatment Plant
*	88	Richmond, City of	\$963,970	\$963,970	(c)	11/06/2014 WX21151058 - Raw Water Intake Electric Relocation
*	89	Warren County Water District	\$1,760,700	\$1,090,050	(c)	02/15/2015 SX21227047 - Alvaton Area Sewer Extension
TOTAL		<b>\$4,224,670</b>	<b>\$3,254,020</b>			
<b><u>PROJECTS APPROVED IN FY 2016:</u></b>						
*	90	Mayfield, City of	\$1,324,716	\$1,324,716	(c)	04/07/2016 WX21083029 - Pinelake, 12th Street and Fuller Tank Rehabilitation
TOTAL		<b>\$1,324,716</b>	<b>\$1,324,716</b>			
<b><u>PROJECTS APPROVED IN FY 2017:</u></b>						
*	91	Mount Washington, City of	\$3,437,500	\$3,437,500		09/01/2016 WX21029290 - New Water Tower at Armstrong Lane
*	92	Bowling Green, City of	\$4,252,839	\$4,252,839	(c)	12/01/2016 WX21227076 - Water Treatment Plant Alternate Disinfection Process
*	93	Worthington, City of	\$263,509	\$263,509	(c)	02/02/2017 SX21089114 - Rehabilitation of Collection and Transmission Systems
TOTAL		<b>\$7,953,848</b>	<b>\$7,953,848</b>			
<b><u>PROJECTS APPROVED IN FY 2018:</u></b>						
*	94	Bowling Green, City of	\$46,540,000	\$4,540,000		7/6/17; 8/2/18 WX21227087 - Eng Fees for Wtr Treatment Plant Expansion
*	95	Bowling Green, City of	\$988,979	\$988,979		12/06/2017 N/A - Refinance of F00-01
*	96	Bowling Green, City of	\$2,284,113	\$2,284,113		12/06/2017 N/A - Refinance of F02-08
*	97	Carroll County Water District	\$800,281	\$800,281		12/06/2017 N/A - Refinance of F03-02
*	98	Ashland, City of	\$1,784,102	\$1,784,102		12/06/2017 N/A - Refinance of F03-01
*	99	Eddyville, City of	\$738,605	\$738,605		12/06/2017 N/A - Refinance of F03-04
*	100	Hopkinsville Electric System	\$4,300,000	\$1,800,000	(c)	06/12/2018 Broadband
TOTAL		<b>\$57,436,080</b>	<b>\$12,936,081</b>			

		TOTAL PROJECT AMOUNT	KIA AMOUNT	DATE APPROVED	COMMENTS	
<b><u>PROJECTS APPROVED IN FY 2019:</u></b>						
*	101	Lebanon, City of	\$50,000	\$50,000	07/10/2018	Surplus Property Equipment
*	102	Warren County Water District	\$2,176,573	\$2,000,000	12/11/2018	WX21227053 - New water storage tank
TOTAL		<b>\$2,226,573</b>	<b>\$2,050,000</b>			
<b><u>PROJECTS APPROVED IN FY 2020:</u></b>						
*	103	Cannonsburg Water District	\$1,152,000	\$622,000	02/06/2020	WX21019056 - New zone meters
*	104	Lewisport, City of	\$179,850	\$149,350	2/6/20; 9/24/20	SX21091019, WX21091100 - UV, headworks, waterline
*	105	Crittenden-Livingston County Water District	\$315,000	\$315,000	5/7/20; 9/24/20	WX21139031 - Replace meters
TOTAL		<b>\$1,646,850</b>	<b>\$1,086,350</b>			
KIA TOTALS		<b>\$227,338,701</b>	<b>\$122,823,898</b>			
GRAND TOTALS (including KPAA)			<b>\$154,848,898</b>			

***bold, italics - pending board approval***

\* Bonds have not been sold for these projects.

\*\* Withdrew from bond sale.

(s) - Amount represented in the assistance agreement.

(c) - Final Amount. Includes capitalized interest and Note Program costs.

(n) - Participating in BAN's

**KENTUCKY INFRASTRUCTURE AUTHORITY**  
**SAFE DRINKING WATER STATE REVOLVING FUND CFDA #66.468 ---- (FUND F)**

**AVAILABLE FUNDS FY 1997:**

FEDERAL TITLE VI GRANT FUNDS	\$12,558,800
BOND PROCEEDS (20%)	\$2,511,760
ADMINISTRATION (4%)	(\$502,352)
OTHER SET ASIDES (As Amended)	(\$1,928,773)
NET 97 SRF FUNDS	\$12,639,435

**AVAILABLE FUNDS FY 1998:**

FEDERAL TITLE VI GRANT FUNDS	\$10,851,600
BOND PROCEEDS (20%)	\$2,170,320
ADMINISTRATION (4%)	(\$434,064)
OTHER SET ASIDES	(\$1,085,160)
NET 98 SRF FUNDS	\$11,502,696

**AVAILABLE FUNDS FY 1999:**

FEDERAL TITLE VI GRANT FUNDS	\$11,373,500
BOND PROCEEDS (20%)	\$2,274,700
ADMINISTRATION (4%)	(\$454,940)
OTHER SET ASIDES	(\$808,335)
LAND ACQUISITION SET ASIDE	\$357,500
NET 98 SRF FUNDS	\$12,742,425

**AVAILABLE FUNDS FY 2000:**

FEDERAL TITLE VI GRANT FUNDS	\$11,820,400
BOND PROCEEDS (20%)	\$2,364,080
ADMINISTRATION (4%)	(\$472,816)
OTHER SET ASIDES	(\$1,296,086)
LAND ACQUISITION SET ASIDE	\$0
NET 00 SRF FUNDS	\$12,415,578

**AVAILABLE FUNDS FY 2001:**

FEDERAL TITLE VI GRANT FUNDS	\$11,869,300
BOND PROCEEDS (20%)	\$2,373,860
ADMINISTRATION (4%)	(\$474,772)
OTHER SET ASIDES	(\$1,913,832)
LAND ACQUISITION SET ASIDE	\$252,130
NET 01 SRF FUNDS	\$12,106,686

**AVAILABLE FUNDS FY 2002:**

FEDERAL TITLE VI GRANT FUNDS	\$9,805,100
BOND PROCEEDS (20%)	\$1,961,020
ADMINISTRATION (4%)	(\$392,204)
OTHER SET ASIDES	(\$1,372,714)
NET 02 SRF FUNDS	\$10,001,202

**AVAILABLE FUNDS FY 2003:**

FEDERAL TITLE VI GRANT FUNDS	\$9,746,200
BOND PROCEEDS (20%)	\$1,949,240
ADMINISTRATION (4%)	(\$389,848)
OTHER SET ASIDES	(\$1,383,960)
NET 03 SRF FUNDS	\$9,921,632

**AVAILABLE FUNDS FY 2004:**

FEDERAL TITLE VI GRANT FUNDS	\$10,110,200
BOND PROCEEDS (20%)	\$2,022,040
ADMINISTRATION (4%)	(\$404,408)
OTHER SET ASIDES	(\$1,668,183)
NET 04 SRF FUNDS	\$10,059,649

**AVAILABLE FUNDS FY 2005:**

FEDERAL TITLE VI GRANT FUNDS	\$10,088,800
BOND PROCEEDS (20%)	\$2,017,760
ADMINISTRATION (4%)	(\$403,552)
OTHER SET ASIDES	(\$1,715,096)
NET 05 SRF FUNDS	\$9,987,912

**AVAILABLE FUNDS FY 2006:**

FEDERAL TITLE VI GRANT FUNDS	\$8,630,300
BOND PROCEEDS (20%)	\$1,726,060
ADMINISTRATION (4%)	(\$345,212)
OTHER SET ASIDES	(\$1,855,515)
NET 06 SRF FUNDS	\$8,155,633

**AVAILABLE FUNDS FY 2007:**

FEDERAL TITLE VI GRANT FUNDS	\$8,630,000
BOND PROCEEDS (20%)	\$1,726,000
ADMINISTRATION (4%)	(\$345,200)
OTHER SET ASIDES	(\$1,596,550)
NET 07 SRF FUNDS	\$8,414,250

**AVAILABLE FUNDS FY 2010:**

FEDERAL TITLE VI GRANT FUNDS	\$19,592,000
BOND PROCEEDS (20%)	\$3,918,400
ADMINISTRATION (4%)	(\$783,680)
OTHER SET ASIDES	(\$4,564,936)
NET 10 SRF FUNDS	\$18,161,784

**AVAILABLE FUNDS FY 2011:**

FEDERAL TITLE VI GRANT FUNDS	\$13,595,000
BOND PROCEEDS (20%)	\$2,675,800
ADMINISTRATION (4%)	(\$535,160)
OTHER SET ASIDES	(\$3,210,960)
NET 11 SRF FUNDS	\$12,524,680

**AVAILABLE FUNDS FY 2012:**

FEDERAL TITLE VI GRANT FUNDS	\$12,956,000
BOND PROCEEDS (20%)	\$2,591,200
ADMINISTRATION (4%)	(\$388,680)
OTHER SET ASIDES	(\$3,362,082)
NET 12 SRF FUNDS	\$11,796,438

**AVAILABLE FUNDS FY 2013:**

FEDERAL TITLE VI GRANT FUNDS	\$12,156,000
BOND PROCEEDS (20%)	\$2,431,200
ADMINISTRATION (4%)	(\$364,680)
OTHER SET ASIDES	(\$2,911,362)
NET 13 SRF FUNDS	\$11,311,158

**AVAILABLE FUNDS FY 2014:**

FEDERAL TITLE VI GRANT FUNDS	\$13,770,000
BOND PROCEEDS (20%)	\$2,754,000
ADMINISTRATION (4%)	(\$413,100)
OTHER SET ASIDES	(\$3,717,900)
NET 14 SRF FUNDS	\$12,393,000

**AVAILABLE FUNDS FY 2015:**

FEDERAL TITLE VI GRANT FUNDS	\$13,680,000
BOND PROCEEDS (20%)	\$2,736,000
ADMINISTRATION (4%)	(\$547,200)
OTHER SET ASIDES	(\$3,693,600)
NET 15 SRF FUNDS	\$12,175,200

**AVAILABLE FUNDS FY 2016:**

FEDERAL TITLE VI GRANT FUNDS	\$12,941,000
BOND PROCEEDS (20%)	\$2,588,200
ADMINISTRATION (4%)	(\$517,640)
OTHER SET ASIDES	(\$3,623,480)
NET 16 SRF FUNDS	\$11,388,080

**AVAILABLE FUNDS FY 2017:**

FEDERAL TITLE VI GRANT FUNDS	\$12,830,000
BOND PROCEEDS (20%)	\$2,566,000
ADMINISTRATION (4%)	(\$513,200)
OTHER SET ASIDES	(\$3,592,400)
NET 17 SRF FUNDS	\$11,290,400

**AVAILABLE FUNDS FY 2018:**

FEDERAL TITLE VI GRANT FUNDS	\$18,303,000
BOND PROCEEDS (20%)	\$3,660,600
ADMINISTRATION (4%)	(\$732,120)
OTHER SET ASIDES	(\$5,124,840)
NET 18 SRF FUNDS	\$16,106,640

**AVAILABLE FUNDS FY 2019:**

FEDERAL TITLE VI GRANT FUNDS	\$18,132,000
BOND PROCEEDS (20%)	\$3,626,400
ADMINISTRATION (4%)	(\$725,280)
OTHER SET ASIDES	(\$4,895,640)
NET 19 SRF FUNDS	\$16,137,480

**AVAILABLE FUNDS FY 2020:**

FEDERAL TITLE VI GRANT FUNDS	\$18,144,000
BOND PROCEEDS (20%)	\$3,628,800
ADMINISTRATION (4%)	(\$725,760)
OTHER SET ASIDES	(\$4,898,880)
NET 20 SRF FUNDS	\$16,148,160

**AVAILABLE FUNDS FY 2008:**

FEDERAL TITLE VI GRANT FUNDS	\$8,543,000
BOND PROCEEDS (20%)	\$1,708,600
ADMINISTRATION (4%)	(\$341,720)
OTHER SET ASIDES	(\$1,836,745)
NET 08 SRF FUNDS	\$8,073,135

**ACCUMULATED SRF FUNDS**

\$283,337,635

**CURRENT REVOLV/SURPL FUND BAL**

\$ 102,377,283

**LEVERAGE FUND BALANCE**

\$0

**AVAILABLE FUNDS FY 2009:**

FEDERAL TITLE VI GRANT FUNDS	\$8,543,000
BOND PROCEEDS (20%)	\$1,708,600
ADMINISTRATION (4%)	(\$85,430)
OTHER SET ASIDES	(\$2,281,788)
NET 09 SRF FUNDS	\$7,884,382

	TOTAL PROJECT AMOUNT	KIA LOAN AMOUNT		DATE APPROVED	COMMENTS
<b>PROJECTS APPROVED IN FY 2000</b>					
1 HICKMAN, CITY OF	\$52,500	\$31,500 (s)		12/10/1999	F1
2 BOWLING GREEN, CITY OF	\$3,441,785	\$3,049,314 (c)		04/04/00	
3 PROVIDENCE, CITY OF	\$130,880	\$58,440 (c)		04/04/00	F1
4 GRAYSON, CITY OF	\$170,000	\$88,000 (c)		04/04/00	F1
<b>TOTALS</b>	<b>\$3,795,165</b>	<b>\$3,227,254</b>			
<b>PROJECTS APPROVED IN FY2001</b>					
5 PRINCETON, CITY OF	\$3,858,000	\$1,500,000 (c)		07/18/2000	
6 HARDINSBURG, CITY OF	\$2,096,910	\$500,000 (c)		07/18/2000	
7 PROVIDENCE, CITY OF	\$3,442,422	\$2,383,982 (c)		9/29/00	
8 SPRINGFIELD, CITY OF	\$5,791,000	\$610,000 (c)		8/29/00	
9 MOREHEAD, CITY OF	\$13,325,000	\$5,500,000 (c)		9/29/00; Amd 5/16/01; Amd 5/1/03	Combined from 2 proj.
10 HICKMAN, CITY OF	\$1,642,623	\$869,023 (c)		9/29/00	
11 GREATER FLEMING CO REG WAT COM	\$357,500	\$357,500 (c)		12/21/00; 2/1/05	Land Acq Set Aside
12 ASHLAND, CITY OF	\$2,512,626	\$2,190,384 (c)		3/1/01	
13 GRAYSON COUNTY WATER DISTRICT	\$4,400,000	\$3,930,850 (c)		4/5/01	
14 PINEVILLE, CITY OF	\$173,222	\$173,222 (c)		5/3/01	
<b>TOTALS</b>	<b>\$37,599,303</b>	<b>\$18,014,961</b>			
<b>PROJECTS APPROVED IN FY2002</b>					
15 LOGAN/TODD REG WAT COM	\$7,773,200	\$6,442,400 (c)		07/12/01	
16 CRITTENDEN/LIVINGSTON CO WD	\$1,500,000	\$1,451,881 (c)		07/12/01	
17 BULLOCK PEN WATER DISTRICT	\$408,088	\$350,367 (c)		10/4/01	
18 MOUNTAIN WATER DISTRICT	\$5,369,590	\$1,197,072 (c)		10/4/01	
19 GRAYSON, CITY OF	\$5,896,855	\$2,808,855 (c)		11/1/01; 12/12/02 Exec Com	
20 LOGAN/TODD REG WAT COM	\$27,369,858	\$4,000,000 (c)		2/7/02	
21 NORTH LOGAN WATER DIST	\$800,000	\$447,000 (c)		3/7/02	
22 TAYLORSVILLE, CITY OF	\$2,800,000	\$1,241,766 (c)		5/2/02	
23 HOPKINSVILLE, CITY OF	\$1,513,593	\$1,513,593 (c)		6/6/02	
24 LOUISA, CITY OF	\$6,736,238	\$3,645,811 (c)		6/6/02	
25 BOONEVILLE, CITY OF	\$687,000	\$554,103 (c)		6/6/02	
<b>TOTALS</b>	<b>\$60,854,422</b>	<b>\$23,652,849</b>			
<b>PROJECTS APPROVED IN FY2003</b>					
26 MADISON CO UTILITY DISTRICT	\$3,560,000	\$3,299,999 (c)		7/11/02; 1/1/05	
27 BOWLING GREEN MUNICIPAL UTILITIES	\$12,244,000	\$3,980,000 (c)		9/25/02	
28 GREATER FLEMING REG WAT COMM	\$252,130	\$252,130 (c)		10/3/02	Land Acq Set Aside
29 BRACKEN CO WATER DISTRICT	\$928,000	\$928,000 (c)		10/3/02	
30 BULLOCK PEN WATER DISTRICT	\$1,229,000	\$1,210,604 (c)		12/12/02 Exec Com	
31 CITY OF ASHLAND	\$14,459,550	\$4,000,000 (c)		6/5/03	
<b>TOTALS</b>	<b>\$32,672,680</b>	<b>\$13,670,733</b>			
<b>PROJECTS APPROVED IN FY2004</b>					
32 CARROLL CO WATER DISTRICT	\$1,956,156	\$1,908,662 (c)		9/4/03	
33 PAINTSVILLE, CITY OF	\$1,056,500	\$500,000 (c)		9/4/03	F1
34 EDDYVILLE, CITY OF	\$3,768,000	\$1,563,625 (c)		11/6/03	
35 HARLAN, CITY OF	\$5,020,000	\$1,597,552 (c)		11/6/03	
36 GREATER FLEMING REG WAT COM	\$13,059,330	\$4,000,000 (c)		12/4/03; 1/8/04	
37 MEADE COUNTY WATER DISTRICT	\$919,760	\$394,760 (c)		12/4/03	
38 HENDERSON WATER UTILITY	\$1,541,362	\$0		2/12/04	withdrawn
<b>TOTALS</b>	<b>\$27,321,108</b>	<b>\$9,964,599</b>			
<b>PROJECTS APPROVED IN FY2005</b>					
39 MCCREARY CO WATER DISTRICT	\$4,206,815	\$1,455,400 (c)		10/7/04	
40 MANCHESTER, CITY OF	\$359,500	\$359,500 (c)		3/3/05	F1
41 RICHMOND, CITY OF	\$14,690,222	\$8,000,000 (c)		5/5/05	
<b>TOTALS</b>	<b>\$19,256,537</b>	<b>\$9,814,900</b>			
<b>PROJECTS APPROVED IN FY 2006</b>					
42 HARDINSBURG, CITY OF	\$14,498,150	\$4,400,000 (c)		12/1/05; amd 8/1/07	
43 ADAIR CO WD DBA COLUMBIA/ADAIR UTIL DIST	\$14,000,000	\$4,520,000 (c)		6/1/06; 11/1/12	assumed from Columbia-Adair Wat Com
44 HOPKINSVILLE, CITY OF	\$6,844,310	\$4,000,000 (c)		6/1/06	
<b>TOTALS</b>	<b>\$35,342,460</b>	<b>\$12,920,000</b>			
<b>PROJECTS APPROVED IN FY 2007</b>					
45 NORTHERN KY WATER DISTRICT	\$6,865,000	\$4,000,000 (c)		10/5/06	
46 ADAIR CO WATER DISTRICT	\$3,302,000	\$1,000,000 (c)		6/21/07	
47 JESSAMINE SOUTH ELKHORN WD	\$1,750,000	\$1,746,043 (c)		6/21/07	
<b>TOTALS</b>	<b>\$11,917,000</b>	<b>\$6,746,043</b>			



	TOTAL PROJECT AMOUNT	KIA LOAN AMOUNT	DATE APPROVED	COMMENTS
<b>PROJECTS APPROVED FY 2008</b>				
48 LETCHER CO WAT & SEW DISTRICT	\$1,193,000	\$781,000 (c)	10/4/07	
49 RICHMOND, CITY OF	\$7,108,951	\$4,000,000 (c)	10/4/07	
50 MADISON CO UTILITY DIST	\$1,284,510	\$1,105,016 (c)	11/1/07; 10/9/08	
52 NICHOLASVILLE, CITY OF	\$13,090,400	\$8,800,000 (c)	11/1/07; 4/1/09	
53 BULLOCK PEN WATER DISTRICT	\$2,320,700	\$2,192,700 (c)	12/6/07	
54 HARDINSBURG, CITY OF	\$4,165,000	\$1,999,250 (c)	12/6/07	
55 BERA, CITY OF	\$9,739,630	\$5,000,000 (c)	2/7/08; inc 11/6/08	
56 FRANKFORT, CITY OF	\$6,841,000	\$6,743,307 (c)	2/7/08	
57 MANCHESTER, CITY OF	\$7,849,078	\$1,989,578 (c)	2/7/08; 2/5/09	
58 MEADE CO WATER DISTRICT	\$2,480,949	\$753,447 (c)	2/7/08	
59 WESTERN FLEMING WATER DISTRICT	\$2,568,000	\$2,518,000 (c)	2/7/08	
60 HOPKINSVILLE, CITY OF	\$14,000,000	\$8,800,000 (c)	3/6/08; 5/7/09; 12/1/11	
61 NORTHERN KY WATER DISTRICT	\$6,565,000	\$4,000,000 (c)	3/6/08	
62 OHIO CO WATER DISTRICT	\$19,698,500	\$4,146,831 (c)	3/6/08; 6/4/09	
63 CENTERTOWN, CITY OF	\$2,866,652	\$873,021 (c)	3/6/08; 6/25/09	
<b>TOTALS</b>	<b>\$101,771,370</b>	<b>\$53,702,151</b>		
<b>PROJECTS APPROVED FY2009</b>				
64 PAINTSVILLE, CITY OF	\$29,135,364	\$6,519,566 (c)	12/4/08	
<b>TOTALS</b>	<b>\$29,135,364</b>	<b>\$6,519,566</b>		
<b>PROJECTS APPROVED FY2010</b>				
65 PADUCAH, CITY OF	\$7,510,000	\$7,282,508 (c)	9/3/09	
66 HARDINBURG, CITY OF	\$4,700,500	\$3,250,606 (c)	11/12/09	
67 NORTHERN KY WATER DISTRICT	\$45,300,000	\$24,000,000 (c)	12/3/09; 12/9/10; 10/6/11	
68 ADAIR CO WD DBA COLUMBIA/ADAIK UTIL DIST	\$1,694,000	\$1,694,000 (c)	6/3/10; 11/1/12	assumed from Columbia-Adair Wat Com
<b>TOTALS</b>	<b>\$59,204,500</b>	<b>\$36,227,115</b>		
<b>PROJECTS APPROVED FY2011</b>				
69 Adair Co Water District	\$4,133,000	\$4,000,000 (c)	7/1/10	
70 Louisa, City of	\$1,690,629	\$1,690,629 (c)	7/1/10	
71 Madison County Utilities District	\$940,225	\$940,225 (c)	12/9/10	
72 Hardinsburg, City of	\$4,198,000	\$4,000,000 (c)	2/3/11; 6/24/14	Request for increase withdrawn
73 Williamstown, City of	\$2,250,000	\$1,786,300 (c)	3/3/11	
74 Bullock Pen Water District	\$1,876,300	\$1,796,300 (c)	4/7/11; 11/01/12	
75 Brandenburg, City of	\$0	\$0	4/7/11	Request for funds withdrawn
76 Barbourville, City of	\$6,000,000	\$4,000,000 (c)	5/5/11	
77 Barlow, City of	WX21007022 \$520,000	\$430,000 (c)	5/5/11; 3/7/13	
78 West Liberty, City of	WX21007020 \$3,050,300	\$2,148,488.70 (c)	5/5/11; revised for ARRA fdg	
<b>TOTALS</b>	<b>\$24,658,454</b>	<b>\$20,791,942</b>		
<b>PROJECTS APPROVED FY2012</b>				
79 Breathitt Co Water District	\$2,500,000	\$2,500,000 (c)	7/7/11	
80 Adair Co WD dba Columbia Adair Utilities	\$3,439,000	\$1,451,905 (c)	8/4/11	
81 Jessamine South Elkhorn WD	\$3,025,300	\$3,025,300 (c)	11/10/11	
82 Hodgenville, City of	\$772,443	\$772,443 (c)	11/10/11	
83 East Casey County WD	\$1,545,000	\$1,545,000 (c)	11/10/11	
84 Nicholasville, City of	\$0	\$0	11/10/11	rescinded
85 Harrodsburg, City of	WX21167013 \$518,000	\$518,000 (c)	12/8/11; 3/7/13	
86 Bowling Green Municipal Utilities	\$1,316,378	\$1,066,250 (c)	12/8/11	
87 Carrollton, City of	\$1,850,270	\$1,977,731 (c)	12/8/11	
88 Mount Vernon, City of	WX21203523 \$3,023,310	\$3,023,310 (c)	1/5/12; 10/2/14	
89 Lyon Co WD	\$2,000,000	\$2,000,000 (c)	1/5/12	
90 Campbellsville, City of	WX21217003 \$1,874,986	\$1,874,986 (c)	3/1/12	
91 Centertown, City of	WX21183030; WX21183031 \$922,850	\$922,850 (c)	3/1/12	
92 Sturgis, City of	WX21225034 \$2,505,989	\$2,505,989 (c)	3/1/12	
93 Hartford, City of	WX21183020 \$564,150	\$486,840 (c)	6/7/12	
<b>TOTALS</b>	<b>\$25,857,675</b>	<b>\$23,670,604</b>		

		TOTAL PROJECT AMOUNT	KIA LOAN AMOUNT	DATE APPROVED	COMMENTS
<b>PROJECTS APPROVED IN FY 2013</b>					
94	Adair Co WD dba Columbia Adair Ut	WX21001024	\$3,833,658	\$3,833,658 (c)	11/1/12
95	Nicholasville, City of	WX21113042	\$983,400	\$488,400 (c)	12/6/12; 3/6/14; 9/3/15
96	Nicholasville, City of	WX21113041	\$0	\$0	12/6/12; 3/6/14
97	Danville, City of	WX21021017	\$28,608,171	\$12,467,849 (c)	2/7/13; 2/6/14; 6/26/14
98	Madison Co Utility District	WX21151051	\$876,528	\$856,528 (c)	2/7/13
99	Vanceburg, City of	WX21135017	\$849,878	\$849,878 (c)	2/7/13
		WX21167022			
		WX21167026			
100	City of Harrodsburg	WX21167027	\$2,701,543	\$2,701,543 (c)	3/7/13; 6/26/14
101	Frankfort Electric & Water Plant Boa	WX21073018	\$2,774,328	\$2,774,328 (c)	3/7/13
102	Henry Co Water District #2	WX21103039	\$3,340,000	\$2,153,041 (c)	3/7/13
103	Sebree, City of	WX21233108	\$1,835,738	\$815,475 (c)	4/4/13
104	Carrollton, City of	WX21041001	\$1,757,706	\$1,657,988 (c)	5/2/13; 11/6/14
105	Northern Ky Water District	WX21037003	\$9,824,000	\$8,000,000	5/2/13; 6/26/14
106	Hopkinsville, City of	WX21047010	\$6,000,000	\$4,000,000	5/2/13
107	Williamstown, City of	WX21081001	\$17,249,165	\$6,249,165 (c)	6/19/13; 5/1/14; 9/3/15
<b>TOTALS</b>		<b>\$80,634,115</b>	<b>\$46,847,854</b>		
<b>PROJECTS APPROVED IN FY 2014</b>					
108	Garrison-Quincy KY-O-Heights WD	WX21135013	\$821,721	\$821,721 (c)	10/3/13
109	Carrollton, City of	WX21041002	\$963,931	\$963,931 (c)	12/5/13
110	Hardinsburg, City of	WX21027014	\$1,189,135	\$1,189,135 (c)	12/5/13
111	Northern Ky Water District	WX21037004	\$5,734,000	\$3,545,910 (c)	12/5/13
112	North Middletown, City of	WX21017019	\$429,595	\$429,595 (c)	2/6/14; 6/26/14
113	Jenkins, City of	WX21133043	\$2,276,484	\$2,276,484 (c)	3/6/14
114	Bullock Pen Water District	WX21081006	\$384,278	\$364,278 (c)	3/6/14
115	Midway, City of	WX21239027	\$215,000	\$215,000 (c)	5/1/14
116	Flatwoods, City of	WX21089064	\$277,822	\$277,822 (c)	6/26/14
<b>TOTALS</b>		<b>\$12,291,966</b>	<b>\$10,083,876</b>		Interest rate reduction to .75%
<b>PROJECTS APPROVED IN FY 2015</b>					
117	Cumberland County WD	WX21057013	\$1,368,000	\$1,268,000 (c)	10/2/14
118	Western Lewis-Rectorville Wtr & Gas Dist	WX21161039	\$1,280,000	\$1,266,500 (c)	10/2/14
119	Henry County WD #2	WX21103037	\$3,254,000	\$2,222,244 (c)	10/2/14
120	Northern Ky Water District	WX21037006	\$6,406,830	\$3,535,094 (c)	11/6/14
121	Pineville, City of	WX21013918	\$154,928	\$154,928 (c)	11/6/14
122	Lebanon, City of	WX21155039	\$3,221,066	\$3,221,066 (c)	12/4/14
123	Monroe Co Water District	WX21171045	\$15,962,694	\$15,675,679 (c)	12/4/14; 7/2/15; 12/3/15; 6/12/18
124	Campbellsville, City of	WX21217023	\$5,213,959	\$5,213,959 (c)	12/4/14
125	Fleming-Neon, City of	WX21133029	\$143,598	\$143,598 (c)	12/4/14
126	Burkesville, City of	WX21057017	\$621,323	\$621,323 (c)	2/5/15
127	Whitley County Water District	WX21235434	\$966,973.33	\$966,973.33 (c)	4/2/15; 4/9/18
128	Harrodsburg, City of	WX21167028	\$326,660	\$326,660 (c)	4/2/15
129	Lebanon, City of	WX21155040	\$720,000	\$720,000 (c)	5/7/15
130	Paducah, City of	WX21145085	\$4,508,000	\$2,341,796 (c)	5/7/15
131	Ohio County Water District	WX21183039	\$1,503,792	\$1,503,792 (c)	6/4/15
<b>TOTALS</b>		<b>\$45,651,823</b>	<b>\$39,181,612</b>		F1
<b>PROJECTS APPROVED IN FY 2016</b>					
132	Nicholasville, City of	WX21113040	\$416,120	\$416,120	7/2/15
133	Crab Orchard, City of	WX21137045	\$265,000	\$0	8/6/15
134	Bath Co Water District	WX21011034	\$885,878	\$885,878 (c)	9/3/15
135	Cave Run Water Commission	WX21165023	\$694,658	\$694,658 (c)	10/1/15
136	Crittenden-Livingston Co WD	WX21055009	\$978,850	\$978,850 (c)	10/1/15
137	Cumberland Falls Highway WD	WX21235002	\$1,723,000	\$1,720,500	11/5/15
138	Western Pulaski County WD	WX21199123	\$3,304,000	\$3,304,000	11/5/15
139	Hopkinsville, City of	WX21047013	\$9,300,000	\$8,000,000	3/3/16
140	Northern Kentucky Water District	WX21117003	\$5,385,000	\$4,000,000	3/3/16
141	Southern Water and Sewer District	WX21071008	\$550,000	\$550,000	3/3/16
142	Prestonsburg, City of	WX21071223	\$3,624,000	\$920,542.18 (c)	3/3/16
143	Evarts, City of	WX21095642	\$275,000	\$275,000	4/7/16
144	Salyersville, City of	WX21153013	\$45,128	\$45,128 (c)	4/7/16
145	Cynthiana, City of	WX21097025	\$754,539	\$754,539 (c)	4/7/16
146	Harrodsburg, City of	WX21167029	\$2,067,682	\$2,067,682 (c)	4/7/16
147	Hodgenville, City of	WX21123017	\$889,872	\$889,872 (c)	5/5/16
148	Hodgenville, City of	WX21123008	\$592,994	\$592,994 (c)	5/5/16
<b>TOTALS</b>		<b>\$31,751,721</b>	<b>\$26,095,763</b>		F1 Request for funds withdrawn
<b>PROJECTS APPROVED IN FY 2017</b>					
149	Olive Hill, City of	WX21043041	\$1,248,344	\$1,005,344	10/27/16; 6/4/20
150	Fleming Neon, City of	WX21133029	\$3,000,000	\$1,500,000 (c)	12/1/16
151	Nicholasville, City of	WX21113041	\$553,000	\$516,308.01 (c)	3/2/17
152	Stanford, City of	WX21137051	\$4,368,293	\$2,958,293	3/2/17; 2/4/21
153	Irvine, City of	WX21065005	\$6,932,000	\$6,932,000	3/2/17; 1/8/19
154	Southern Water & Sewer District	WX21071730	\$1,350,000	\$1,350,000	3/2/17
155	Campbellsville, City of	WX21217025	\$8,300,000	\$7,952,099	6/1/17; 7/10/18
<b>TOTALS</b>		<b>\$25,751,637</b>	<b>\$22,214,044</b>		

			TOTAL PROJECT AMOUNT	KIA LOAN AMOUNT	DATE APPROVED	COMMENTS
<b>PROJECTS APPROVED IN FY 2018</b>						
156	Morehead, City of	WX21205048	\$28,428,000	\$1,297,200	12/6/17	
157	Green-Taylor Water District	WX21217027	\$1,963,390	\$1,963,390	2/1/18	
158	City of Lebanon	WX21155043	\$4,747,137	\$4,497,137	2/1/18; 9/26/19	
159	South Shore, City of	WX21089089	\$878,000	\$878,000	3/1/18	
160	Frankfort Electric & Water Plant Board	WX21073012	\$4,000,000	\$4,000,000	4/9/18	
161	Louisia, City of	WX21127021	\$834,430	\$834,430 (c)	4/9/18	
162	Lancaster, City of	WX21079015	\$11,000,000	\$4,000,000	5/8/18	
163	Salyersville	WX21153013	\$705,982	\$655,982	5/8/18	
<b>TOTALS</b>			<b>\$52,556,939</b>	<b>\$18,126,139</b>		
<b>PROJECTS APPROVED IN FY 2019</b>						
164	Pineville, City of	WX21013918	\$2,084,590	\$1,864,590	7/10/18	
165	Cynthiana, City of	WX21097026	\$1,050,022	\$972,877 (c)	11/13/18; 7/9/19	
166	Paintsville Utilities Commission	WX21115028	\$2,010,000	\$2,010,000	12/11/18	
167	Jamestown, City of	WX21207025	\$1,000,000	\$500,000	12/11/18	
168	Burnside, City of	WX21199128	\$2,800,000	\$2,800,000	1/8/19; 1/9/20	
169	Green-Taylor Water District	WX21087022	\$564,600	\$564,600	1/8/19	
170	Hardinsburg, City of	WX21027053	\$760,280	\$756,664 (c)	1/8/19	
171	Morehead, City of	WX21205048	\$28,428,000	\$5,257,000	3/7/19	
172	Danville, City of	WX21021010	\$4,918,257	\$4,918,257	4/4/19	
173	South Shore, City of	WX21089101	\$3,051,133	\$3,051,133	5/7/19	
174	Edmonton, City of	WX21169039	\$5,000,000	\$4,500,000	6/18/19	
<b>TOTALS</b>			<b>\$51,666,882</b>	<b>\$27,195,121</b>		
<b>PROJECTS APPROVED IN FY 2020</b>						
175	Elkton, City of	WX21219033	\$170,000	\$170,000 (c)	7/9/19	
176	Mortons Gap, City of	WX21107050	\$1,670,000	\$835,000	7/9/19	
177	Allen County Water District	WX21003021	\$2,450,000	\$2,450,000	8/6/19	
178	West Liberty, City of	WX21175009	\$1,500,000	\$300,000	11/7/19	
179	Estill County Water District	WX21065009	\$2,899,450	\$2,399,450	12/5/19	
180	Somerset, City of	WX21199002	\$7,027,878	\$7,027,878	12/5/19	
181	Lyon County Water District	WX21143017	\$2,094,675	\$2,094,675	2/6/20	
182	Adair County WD	WX21001029	\$1,342,530	\$1,342,530	3/5/20	
183	Lebanon, City of	WX21155044	\$5,238,230	\$5,238,230	3/5/20	
184	Northern Kentucky Water District	WX21117210	\$10,050,000	\$8,000,000	5/7/20	
185	Salem, City of	WX21139027	\$585,000	\$585,000	6/4/20	
186	Cave Run Water Commission	WX21165025	\$1,171,350	\$1,171,350	6/4/20	
<b>TOTALS</b>			<b>\$36,199,113</b>	<b>\$31,614,113</b>		
<b>PROJECTS APPROVED IN FY 2021</b>						
187	Whitesburg, City of	WX21133100	\$1,100,000	\$600,000	8/6/20; 11/5/20	
188	Whitesburg, City of	WX21133061	\$2,200,000	\$2,200,000	11/5/20	
189	McCreary County WD	WX21147013	\$270,000	\$270,000	11/5/20	
190	Hazard, City of	WX21193049	\$2,437,500	\$1,637,500	11/5/20	
191	Albany, City of	WX21053015	\$5,900,000	\$2,500,000	1/7/21	
192	Harlan, City of	WX21095014	\$1,463,000	\$1,463,000	1/7/21	
193	Harlan, City of	WX21095013	\$2,549,645	\$2,549,645	1/7/21	
<b>TOTALS</b>			<b>\$15,920,145</b>	<b>\$11,220,145</b>		
<b>GRAND TOTALS - COMMITMENTS</b>			<b>\$821,810,379</b>	<b>\$471,501,383</b>		

***bold, italics - pending board approval***

(c) - Final amounts; Loan has been closed

(s) - Amount represented in the assistance agreement

(F1) - Planning and Design Loan

**KENTUCKY INFRASTRUCTURE AUTHORITY**  
**SAFE DRINKING WATER STATE REVOLVING FUND CFDA #66.468 ---- (FUND F2)**  
**AMERICAN RECOVERY AND REINVESTMENT ACT OF 2009**

**AVAILABLE FUNDS FFY 2009:**

FEDERAL ARRA GRANT FUNDS	\$20,450,000
ADMINISTRATION (4%)	(\$818,000)
OTHER SET ASIDES	(\$715,750)
Transferred from Admin to Construction	\$369,683
NET ARRA FUNDS	<u>\$19,285,933</u>

	TOTAL PROJECT AMOUNT	KIA AMOUNT	FIRST USE FUNDS	DATE APPROVED
<b>PROJECTS APPROVED IN SFY 2009:</b>				
1 CENTERTOWN, CITY OF	\$2,866,652	\$222,606 (c)	\$222,606	6/25/09
2 SPRINGFIELD, CITY OF	\$4,000,000	\$947,901 (c)	\$947,901	6/25/09
<b>TOTALS</b>	<u><b>\$6,866,652</b></u>	<u><b>\$1,170,507</b></u>	<u><b>\$1,170,507</b></u>	
<b>PROJECTS APPROVED IN SFY 2010:</b>				
3 BREATHITT CO WATER DISTRICT	\$1,322,000	\$572,000 (c)	\$572,000	7/9/09; 11/24/09
4 WHITESBURG, CITY OF	\$171,840	\$171,794 (c)	\$171,794	7/9/09
5 MCKEE, CITY OF	\$1,100,000	\$1,099,903 (c)	\$1,099,903	8/6/09
6 BLACK MTN UTILITY DISTRICT	\$2,650,000	\$500,000 (c)	\$500,000	8/6/09
7 ELKTON, CITY OF	\$174,800	\$174,374 (c)	\$174,374	8/20/09
8 BLUEGRASS STATION	\$3,498,452	\$1,855,004 (c)	\$1,855,004	8/20/09
9 DAWSON SPRINGS, CITY OF	\$2,120,000	\$2,120,000 (c)	\$2,120,000	8/20/09
10 BURKESVILLE, CITY OF	\$1,153,000	\$1,153,000 (c)	\$1,153,000	9/3/09
11 LOUISVILLE WATER COMPANY	\$18,508,832	\$4,173,200 (c)	\$4,173,200	9/3/09; 2/4/10
12 JACKSON, CITY OF	\$1,500,000	\$1,500,000 (c)	\$1,500,000	9/3/09
13 PRESTONBURG, CITY OF	\$805,000	\$805,000 (c)	\$805,000	10/1/09
14 WINCHESTER, CITY OF	\$1,100,000	\$741,450 (c)	\$741,450	10/1/09
15 CAMPTON, CITY OF	\$6,966,088	\$683,200 (c)	\$683,200	10/1/09
16 WESTERN MASON WATER DISTRICT	\$578,000	\$500,000 (c)	\$500,000	10/1/09
17 GREENUP, CITY OF	\$2,915,099	\$1,381,963 (c)	\$1,381,963	11/12/09
18 WEST LIBERTY, CITY OF	\$3,050,300	\$684,537	\$684,537	5/5/11; revised from base fdg
<b>TOTALS</b>	<u><b>\$44,563,111</b></u>	<u><b>\$18,115,426</b></u>	<u><b>\$18,115,426</b></u>	
<b>GRAND TOTALS - COMMITMENTS</b>	<u><b>\$51,429,763</b></u>	<u><b>\$19,285,933</b></u>	<u><b>\$19,285,933</b></u>	
<b>BALANCE AVAILABLE FOR LOAN</b>			<u><b>\$0</b></u>	

*bold, italics - pending board approval*

(c) - Final amounts; Loan has been closed

(s) - Amount represented in the assistance agreement