



**Board Meeting Booklet**  
**for**  
**January 8, 2019**

**Kentucky Infrastructure Authority**  
**1024 Capital Center Drive, Suite 340**  
**Frankfort, Kentucky 40601-3646**  
**502-573-0260**  
**502-573-0157 fax**  
**<http://kia.ky.gov>**



Page Left Blank  
for 2 Sided Printing

## A G E N D A

**KENTUCKY INFRASTRUCTURE AUTHORITY  
FULL BOARD MEETING  
1024 CAPITAL CENTER DRIVE, SUITE 340  
January 8, 2019, 1:00 P.M.**

**Call to Order:**

Chair Sandra Dunahoo

- Confirmation of Press Notice
- Confirmation of Quorum
- Recognition of Members/Guests

**I. BUSINESS (Board Action Required)**

**A. Minutes**

- |   |                      |   |
|---|----------------------|---|
| 1. Consideration of Approval of the <b>Minutes</b> of the <b>Kentucky Infrastructure Authority Regular Board Meeting of December 11, 2018</b><br><i>(Attachment I.A.1.)</i> | Chair Sandra Dunahoo | 7 |
|---|----------------------|---|

**B. New Projects / Action Items**

- |  |   |    |
|--|---|----|
| 1. Resolution and Order of the Board of Directors for Approval of a <b>Fund A loan (A19-011)</b> in the amount of <b>\$324,000</b> to the <b>City of Lancaster, Garrard County, Kentucky (SX21079019)</b><br><i>(Attachment I.B.1.)</i>  | Mr. Jory Becker, DOW<br>Ms. Meili Sun, KIA    | 17 |
| 2. Resolution and Order of the Board of Directors Authorizing an <b>Amendment to a Fund F loan (F17-006)</b> increasing the amount by <b>\$1,200,000</b> to the <b>City of Irvine, Estill County, Kentucky (WX21065005)</b><br><i>(Attachment I.B.2.)</i>  | Mr. Jory Becker, DOW<br>Ms. Ashley Adams, KIA | 31 |
| 3. Resolution and Order of the Board of Directors for Approval of a <b>Fund F loan (F19-005)</b> in the amount of <b>\$2,227,000</b> to the <b>City of Burnside, Pulaski County, Kentucky (WX21199128)</b><br><i>(Attachment I.B.3.)</i>   | Mr. Jory Becker, DOW<br>Ms. Meili Sun, KIA    | 45 |
| 4. Resolution and Order of the Board of Directors for Approval of a <b>Fund F loan (F19-018)</b> in the amount of <b>\$564,600</b> to the <b>Green-Taylor Water District, Green County, Kentucky (WX21087022)</b><br><i>(Attachment I.B.4.)</i>  | Mr. Jory Becker, DOW<br>Ms. Ashley Adams, KIA | 59 |
| 5. Resolution and Order of the Board of Directors for Approval of a <b>Fund F loan (F19-059)</b> in the amount of <b>\$760,280</b> to the <b>City of Hardinsburg, Breckinridge County, Kentucky (WX21027053)</b><br><i>(Attachment I.B.5.)</i>   | Mr. Jory Becker, DOW<br>Ms. Meili Sun, KIA    | 71 |
| 6. Resolution and Order of the Board of Directors Authorizing and Approving the Issuance of Obligations of the Kentucky Infrastructure Authority to <b>Reimburse Capital Expenditures</b> made by Governmental Agencies Pursuant to Loans made by the Kentucky Infrastructure Authority to such Governmental Agencies<br><i>(Attachment I.B.6)</i> | Ms. Meili Sun, KIA                            | 83 |

Page Left Blank  
for 2 Sided Printing

7. Board Vote on Management Recommendation to Remove Funding Limits on Fund F Loans

Ms. Donna McNeil, KIA

**II. EXECUTIVE DIRECTOR'S REPORT**

Ms. Donna McNeil, KIA

**III. ANNOUNCEMENTS/NOTIFICATIONS**

Next KIA Board Meeting:

***Thursday, February 7, 2019, 1:00 p.m.***

Kentucky Infrastructure Authority

1024 Capital Center Drive, Suite 340, Frankfort

**IV. ADJOURN**

Chair Sandra Dunahoo

Page Left Blank  
for 2 Sided Printing

**A  
T  
T  
A  
C  
H  
M  
E  
N  
T**

**I.A.1.**

Page Left Blank  
for 2 Sided Printing



**KENTUCKY INFRASTRUCTURE AUTHORITY**  
**Minutes of the Full Board**

**Meeting Date/Location:**      **December 11, 2018 – 1:00 p.m.**  
   **Kentucky Infrastructure Authority**  
   **1024 Capital Center Drive, Suite 340, Frankfort**

**Members present:**

Commissioner Sandra K. Dunahoo, Department for Local Government)  
Mr. Robert A. Amato, representing Kentucky Municipal Utilities Association  
Ms. Sandy Williams, (proxy for Secretary William Landrum), Finance and Administration Cabinet  
Mr. Claude Christensen, representing Kentucky League of Cities  
Mr. Bobby Aldridge (proxy for Secretary Terry Gill), Cabinet for Economic Development  
Ms. Gwen Pinson, Executive Director), Public Service Commission  
Mr. Bruce Scott, (proxy for Secretary Charles Snavelly), Energy and Environment Cabinet  
Mr. Paul Lashbrooke, representing the Kentucky Rural Water Association  
Mr. C. Ronald Lovan, representing the American Water Works Association  
Mr. David A. Voegelé, representing Kentucky Association of Counties  
Ms. Linda C. Bridwell, representing for-profit private water companies

**DLG Staff:**

Mr. Greg Ladd, General Counsel  
Ms. Kristen Delamarter, Press Secretary

**KIA Staff:**

Ms. Donna McNeil, Executive Director  
Mr. Jeff Abshire, Fiscal Officer and KIA Treasurer  
Ms. Ashley Adams, Financial Analyst  
Mr. Kelly Cunnagin, Executive Staff Advisor  
Mr. Dustin Horn, WRIS Geoprocessing Specialist  
Ms. Meg Link, Administrative Specialist III and KIA Secretary  
Mr. James Nelson, Accountant  
Ms. Sarah Parsley, Financial Analyst  
Mr. Don Schierer, WRIS Resource Management Analyst  
Ms. Meili Sun, Financial Analyst

**Guests:**

Ms. Bethany Couch, Office of Financial Management  
Mr. Jory Becker, Division of Water  
Mr. Eddie Brown, City of Jamestown  
Mr. Joe Burns, Kentucky Rural Water Association  
Mr. Kevin Cornett, Western Mason Sanitation District  
Mr. John Dix, Warren County Water District  
Mr. Brad Good, Louisville & Jefferson County Metropolitan Sewer District  
Mr. Ron Herd, Corbin City Utilities  
Mr. Alex Kelly, Office of the State Budget Director  
Mr. Kerry Odle, HMB Professional Engineers, Inc.  
Mr. Jeff Reynolds, HMB Professional Engineers, Inc.  
Mr. Bob Sturdivant, GRW Engineers  
Mr. Brendan Welch, Kenvirons, Inc.

## **PROCEEDINGS**

Commissioner Sandra K. Dunahoo, called the meeting of the Kentucky Infrastructure Authority (KIA) Board to order. She asked Greg Ladd, DLG General Counsel to confirm the press notification distribution as well as the presence of a quorum. Guests were asked to introduce themselves.

### **I. BUSINESS (Board Action Required)**

#### **A. 1. APPROVAL OF MINUTES**

**For: KIA Regular Board Meeting of November 11, 2018**

***Ms. Linda Bridwell moved to approve the minutes of the November 11, 2018, regular board meeting. Mr. Bruce Scott seconded, and the motion carried unanimously.***

### **B. NEW PROJECTS/ACTION ITEMS**

Commissioner Dunahoo noted there were two projects for Louisville and Jefferson County Metropolitan Sewer District that would be presented together and one vote would be taken at the end of the presentation.

#### **1. A RESOLUTION AND ORDER OF THE BOARD OF DIRECTORS OF THE KENTUCKY INFRASTRUCTURE AUTHORITY AUTHORIZING ISSUANCE OF A CONDITIONAL COMMITMENT FOR A FEDERALLY ASSISTED CLEAN WATER REVOLVING FUND A LOAN (A19-015) FOR AN AMOUNT UP TO \$3,870,000 TO THE LOUISVILLE AND JEFFERSON COUNTY METROPOLITAN SEWER DISTRICT, JEFFERSON COUNTY, KENTUCKY**

Mr. Jory Becker, DOW, and Ms. Ashley Adams, KIA, addressed the group to present information on the Louisville and Jefferson County Metropolitan Sewer District's (MSD) request for a Fund A loan (A19-015) in an amount up to \$3,870,000 for the Nightingale I&I Elimination project. Areas of sanitary sewer upstream of the Nightingale Pump Station were micromonitored in 2015 and over 40,000 linear feet (LF) of 6"-16" sewer lines were identified for rehabilitation in order to reduce inflow and infiltration (I&I) impacting the need for treatment of groundwater due to I&I in the area. Rehabilitation of the lines will include approximately 47,000 LF of cured-in-place pipe (CIPP) lining of the 6"-16" lines, installation of more than 1,000 top hats on the laterals of the CIPP lines, epoxy coating of the interior of 55 manholes, removal of intruding taps and inspections on more than 60,000 LF of sewer, as well as miscellaneous improvements like chimney seals, point repairs, and manhole frame adjustment.

In April 2009 (amended 2014), MSD entered into a Consent Decree with the Kentucky Environmental and Public Protection Cabinet (KEPPC) and the U.S. Environmental Protection Agency (EPA) to eliminate sewer overflows in its service area. The agreement sets forth requirements for MSD to design and implement projects in their Long-Term Control Plan estimated at over \$979 million by December 31, 2020. A Sanitary Sewer Discharge Plan was due by December 31, 2008 which was completed and includes schedules and deadlines for capital projects to be completed by the end of 2024. To date,

MSD has complied with all submittals and report requirements contained in the Amended Consent Decree. .

**2. A RESOLUTION AND ORDER OF THE BOARD OF DIRECTORS OF THE KENTUCKY INFRASTRUCTURE AUTHORITY AUTHORIZING ISSUANCE OF A CONDITIONAL COMMITMENT FOR A FEDERALLY ASSISTED CLEAN WATER REVOLVING FUND A LOAN (A19-028) FOR AN AMOUNT UP TO \$22,000,000 TO THE LOUISVILLE AND JEFFERSON COUNTY METROPOLITAN SEWER DISTRICT, JEFFERSON COUNTY, KENTUCKY**

Mr. Jory Becker, DOW, and Ms. Ashley Adams, KIA, discussed The Louisville and Jefferson County Metropolitan Sewer District's (MSD) request for a Fund A loan in an amount up to \$22,000,000 for the Hite Creek Water Quality Treatment Center project. Rehabilitation and expansion of Hite Creek (HC) Water Quality Treatment Center (WQTC) will consist of an expansion of the WQTC from 6.0 MGD to 9.0 MGD average daily flow and 24.0 MGD wet weather flow. The increase in capacity will eliminate SSOs upstream of the facility and allow for future growth demands. Rehabilitation of aging infrastructure will include the replacement of bar screens, existing ultraviolet (UV) system, and sludge holding tank blowers. The addition of aeration capacity/nutrient removal, aeration tank blower expansion and new tertiary disc filtration will increase treatment capacity to allow for future needs with the plant expecting to exceed the 6.0 MGD treatment capacity by 2021.

This project will also provide the first regional plant with the ability to dewater sludge on-site, eliminating over 400 truckloads of sludge being trucked to Morris Forman Treatment Center on the other side of the county. The rehabilitation of the original clarifiers for centrate equalization will also be an upgrade associate with the dewatering process. The project includes a treated effluent recycle system to supply non-potable water throughout the plant for general water use. The inclusion of this system prevents (backflow-prevented) potable water use for the same demands. Plant effluent will be supplied to continuous water uses like spray bars and polymer makeup water and periodic water uses like clean-up water. Following the project, potable water use will be limited to the administration building potable water demands. This feature will help with water efficiency and help plan for sustainable infrastructure.

In April 2009 (amended 2014), MSD entered into a Consent Decree with the Kentucky Environmental and Public Protection Cabinet (KEPPC) and the U.S. Environmental Protection Agency (EPA) to eliminate sewer overflows in its service area. The agreement sets forth requirements for MSD to design and implement projects in their Long-Term Control Plan estimated at over \$979 million by December 31, 2020. A Sanitary Sewer Discharge Plan was due by December 31, 2008 which was completed and includes schedules and deadlines for capital projects to be completed by the end of 2024. To date, MSD has complied with all submittals and report requirements contained in the Amended Consent Decree.

***Judge David Voegelé abstained from voting. Ms. Linda Bridwell moved to approve the Fund A Loan, (A19-016) for an amount up to \$3,870,000 and Fund A Loan (A19-028) in an amount up to \$22,000,000 to the Louisville and Jefferson County Metropolitan Sewer District with the standard conditions. Mr. Ron Lovan seconded and the motion was unanimously approved.***

**3. A RESOLUTION AND ORDER OF THE BOARD OF DIRECTORS OF THE KENTUCKY INFRASTRUCTURE AUTHORITY AUTHORIZING ISSUANCE OF A CONDITIONAL COMMITMENT FOR A FEDERALLY ASSISTED CLEAN WATER REVOLVING FUND A LOAN (A19-025) FOR AN AMOUNT UP TO \$1,262,600 TO THE CITY OF CORBIN F/B/O CORBIN CITY UTILITIES COMMISSION, KNOX COUNTY, KENTUCKY**

Mr. Jory Becker, DOW, and Ms. Meili Sun, KIA, discussed the City of Corbin, F/B/O Corbin City Utilities Commission's request for a Fund A Loan (A19-025) in an amount up to \$1,262,600. The Commission owns and maintains an existing sewer main along Master Street in the downtown area. The service line is undersized and often overwhelmed during rainfall resulting in sanitary overflow. This project entails the construction of 3,000 LF of 15 inch gravity relief sewer along Master Street to address the City's SSO problems. The gravity relief will increase capacity needed to process excess flow during increment weather.

The Commission currently provides services to approximately 4,000 electric customers, 6,500 water customers, and 4,500 sewer customers.

***Ms. Linda Bridwell moved to approve the Fund A Loan (A19-025) for an amount up to \$1,262,600 with the standard conditions. Mr. Paul Lashbrooke seconded and the motion was unanimously approved.***

**4. A RESOLUTION AND ORDER OF THE BOARD OF DIRECTORS OF THE KENTUCKY INFRASTRUCTURE AUTHORITY AUTHORIZING ISSUANCE OF A CONDITIONAL COMMITMENT FOR A FEDERALLY ASSISTED CLEAN WATER REVOLVING FUND LOAN (A19-040) FOR AN AMOUNT UP TO \$100,000 TO THE WESTERN MASON SANITATION DISTRICT, MASON COUNTY, KENTUCKY**

Mr. Jory Becker, DOW, and Ms. Ashley Adams, KIA, discussed the Western Mason Sanitation District's request for a Fund A loan (A19-040) in an amount up to \$100,000 for the Pinewood Subdivision Sewer Project. The primary objective of this project is the elimination of a failing package treatment plant. Because KIA has prioritized projects of this nature in the 2019 Clean Water State Revolving Fund Intended Use Plan for special principal forgiveness consideration, 95% of this loan will be forgiven.

This project will extend an 8" PVC gravity sewer line approximately 566 linear feet in order to eliminate an outdated and aged sewer package treatment plant (PTP) currently serving the Pinewood Subdivision. The current PTP, which is over 30 years old, could fail at any time causing service loss to 75 households in the subdivision. The PTP was issued a Notice of Violation on August 30, 2016. Flow will be directed to the City of Maysville which currently treats all waste under service agreement with the Western Mason Sanitation District. The Sanitation District will retain all customer revenue as a result of the project.

***Mr. Paul Lashbrooke moved to approve the Fund A Loan (A19-040) for an amount up to \$100,000 with the standard conditions. Ms. Gwen Pinson seconded and the motion was unanimously approved.***

Commissioner Dunahoo noted that Ms. Ashley Adams, would do one presentation for both Warren County projects.

**5. A RESOLUTION AND ORDER OF THE BOARD OF DIRECTORS OF THE KENTUCKY INFRASTRUCTURE AUTHORITY AUTHORIZING ISSUANCE OF A CONDITIONAL COMMITMENT FOR AN INFRASTRUCTURE REVOLVING FUND LOAN (B19-006) FOR AN AMOUNT UP TO \$2,000,000 TO THE WARREN COUNTY WATER DISTRICT, WARREN COUNTY, KENTUCKY**

Ms. Ashley Adams, KIA, discussed the Warren County Water District's request for a Fund B Loan (B19-006) in an amount up to \$2,000,000 for the Plum Springs Area Sewer Rehab and Replacement Project. The project will replace approximately 34,500 linear feet of cured-in-place gravity sewer line. Line sizes will range from 8" to 24". The project will replace lines that have been in service since the 1960s that are starting to experience failures.

Warren County Water District provides sewer service to citizens in Warren County and water service to both the County and surrounding area. The District buys all of its water from Bowling Green Municipal Utilities (BGMU) and sends all sewer flow back to BGMU for treatment. The District only owns the sewer collection system, they do not have any sewer treatment operations. On March 17, 2003, the District entered into a 41 year service agreement with BGMU. All rate adjustments are approved by BGMU, the District, and Kentucky Public Service Commission.

***Ms. Gwen Pinson abstained from voting. Mr. Ron Lovan moved to approve the Fund B Loan (B19-006) in an amount up to \$2,000,000 with the standard conditions. Ms. Linda Bridwell seconded and the motion unanimously was approved.***

**6. A RESOLUTION AND ORDER OF THE BOARD OF DIRECTORS OF THE KENTUCKY INFRASTRUCTURE AUTHORITY AUTHORIZING ISSUANCE OF A CONDITIONAL COMMITMENT FOR AN INFRASTRUCTURE REVOLVING FUND LOAN (C19-002) FOR AN AMOUNT UP TO \$2,000,000 TO THE WARREN COUNTY WATER DISTRICT, WARREN COUNTY, KENTUCKY**

Ms. Ashley Adams, KIA, discussed the Warren County Water District's request for a Fund C loan (C19-002) in an amount up to \$2,000,000 for the Morgantown Road Area Improvements project. This project will replace an existing 100,000 gallon storage tank with a new 250,000 gallon elevated storage tank, install a new pump station, add approximately 4,300 linear feet (LF) of 8" water main, and install a new pressure reducing valve. In addition, another 7,600 LF of 2" and 4" waterline will be replaced. This project will improve service by increasing pressures and improving service reliability as well as enhance fire protection.

Warren County Water District provides sewer service to citizens in Warren County and water service to both the County and surrounding area. The District buys all of its water from Bowling Green Municipal Utilities (BGMU) and sends all sewer flow back to BGMU for treatment. The District only owns the sewer collection system, they do not have any sewer treatment operations. On March 17, 2003, the District entered into a 41 year service

agreement with BGMU. All rate adjustments are approved by BGMU, the District, and Kentucky Public Service Commission.

***Ms. Gwen Pinson abstained from voting. Mr. Ron Lovan moved to approve the Fund C Loan (C19-002) in an amount up to \$2,000,000 with the standard conditions. Mr. David Voegele seconded and the motion was unanimously approved.***

**7. A RESOLUTION AND ORDER OF THE BOARD OF DIRECTORS OF THE KENTUCKY INFRASTRUCTURE AUTHORITY AUTHORIZING ISSUANCE OF A CONDITIONAL COMMITMENT FOR A FEDERALLY ASSISTED DRINKING WATER REVOLVING FUND LOAN (F19-009) FOR AN AMOUNT UP TO \$2,010,000 TO THE CITY OF PAINTSVILLE, JOHNSON COUNTY, KENTUCKY**

Mr. Jeff Abshire, KIA, discussed the City of Paintsville for the benefit of the Paintsville Utilities Commission's request for a Fund F loan, (F19-009) in an amount up to \$2,010,000 for the Water System Improvements project. This project will address supply and pressure issues throughout the utility. Primary project components include: tie in to 24" transmission main, replace aged and undersized lines, replace obsolete pump station, replace 100,000 gallon tank with 150,000 gallon tank, install SCADA, install constant pressure booster pump, and install pressure reducing valves where needed.

The Paintsville Utilities Commission, a component unit of the City of Paintsville, provides water (8,100 customers), wastewater (2,600 customers) and natural gas service (1,450 customers) primarily in Johnson and Floyd Counties with very limited service also in Floyd and Magoffin Counties. Emergency supply connections also exist with the Big Sandy and Magoffin County Water Districts, Prestonsburg City's Utilities Commission and Salyersville Water Works. The Commission is a component unit of the City of Paintsville.

***Ms. Gwen Pinson moved to approve the Fund F loan (F19-009) in an amount up to \$2,010,000 to the City of Paintsville F/B/O of The Paintsville Utility Commission with the standard conditions. Ms. Linda Bridwell seconded and the motion carried unanimously.***

**8. A RESOLUTION AND ORDER OF THE BOARD OF DIRECTORS OF THE KENTUCKY INFRASTRUCTURE AUTHORITY AUTHORIZING ISSUANCE OF A CONDITIONAL COMMITMENT FOR A FEDERALLY ASSISTED DRINKING WATER REVOLVING FUND LOAN (F19-019) FOR AN AMOUNT UP TO \$500,000 TO THE CITY OF JAMESTOWN, RUSSELL COUNTY, KENTUCKY**

Mr. Jory Becker, DOW, and Ms. Meili Sun, KIA, discussed the City of Jamestown's request for a Fund F loan (F19-019) in an amount up to \$500,000. This project will replace 7,400 LF of 2", 4", and 6" cast iron and galvanized waterlines with 6" PVC, SDR-17 waterlines in downtown Jamestown on Shelby Street, Virginia Avenue, Main Street, Ballard Street, Jefferson Street, and Meadows Lane. Many of these waterlines have been in service since 1950's and are in need of replacement to help the City run a more efficient system. It will also include road bores, customer reconnects, tie-ins and all other necessary appurtenances to maintain compliance with the Safe Drinking Water Act

The utility currently serves approximately 3,629 retail customers and supplies wholesale water to the Columbia/Adair Utilities District Water System and the Russell Springs Sewer & Water Works.

***Ms. Sandy Williams abstained from voting. Ms. Linda Bridwell moved to approve the Fund F Loan (F19-009) to the City of Jamestown in an amount up to \$500,000 with the standard conditions. Mr. Claude Christensen seconded and the motion unanimously carried.***

**9. RESOLUTION OF THE KENTUCKY INFRASTRUCTURE AUTHORITY AUTHORIZING AND APPROVING THE ISSUANCE OF OBLIGATIONS OF THE KENTUCKY INFRASTRUCTURE AUTHORITY TO REIMBURSE CAPITAL EXPENDITURES MADE BY GOVERNMENTAL AGENCIES PURSUANT TO LOANS MADE BY THE KENTUCKY INFRASTRUCTURE AUTHORITY TO SUCH GOVERNMENTAL AGENCIES**

This is a routine resolution allowing KIA to reimburse expenses that are paid out of the Authority's funds with bond proceeds. The projects listed below are covered under this resolution:

**AGENCIES**

<b>APPLICANT</b>	<b>FUND</b>	<b>AMOUNT UP TO</b>
Farmdale Sanitation District (Director Level Increase)	A16-084	\$ 21,753
Louisville and Jefferson County Metropolitan Sewer District	A19-015	\$ 3,870,000
Louisville and Jefferson County Metropolitan Sewer District	A19-028	\$22,000,000
City of Corbin F/B/O Corbin Utilities Commission	A19-025	\$ 1,262,600
Western Mason Sanitation District	A19-040	\$ 100,000
Warren County Water District	B19-006	\$ 2,000,000
Warren County Water District	C19-002	\$ 2,000,000
City of Paintsville F/B/O Paintsville Utility Commission	F19-009	\$ 2,010,000
City of Jamestown	F19-019	\$ 500,000

***Ms. Linda Bridwell moved to approve the reimbursement resolution. Ms. Sandy Williams seconded and the motion carried unanimously.***

**II. EXECUTIVE DIRECTOR'S REPORT**

Director McNeil addressed the group. She again introduced Mr. Don Schierer as KIA's newest employee. Mr. Schierer is the WRIS Resource Management Analyst and will assume Jocelyn Gross's job duties. Ms. McNeil also noted that Julie Bickers will be joining the KIA staff effective Monday, December 17<sup>th</sup> as a Financial Analyst and

working with compliance and various other financial tasks.

Director McNeil noted it was necessary to establish 2019 Board meeting dates. The following dates were determined: January 8<sup>th</sup>, February 7<sup>th</sup>, March 7<sup>th</sup>, April 4<sup>th</sup>, May 7<sup>th</sup>, June 11<sup>th</sup>, July 9<sup>th</sup>, August 6, September 26<sup>th</sup>, No meeting in October, November 7<sup>th</sup> and December 5<sup>th</sup>. All meetings would begin at 1:00 p.m. at the KIA offices, 1024 Capital Center Drive, Suite 340.


#### ANNOUNCEMENTS/NOTIFICATIONS

- Next scheduled KIA board meeting:  
Tuesday, January 8, 2019, 1:00 p.m.  
1024 Capital Center Drive, Suite 340  
Frankfort, Kentucky

***There being no further business, Mr. Ron Lovan moved to adjourn. Mr. Paul Lashbrooke seconded and the motion carried unanimously. The December 11, 2018 meeting of the Board of the Kentucky Infrastructure Authority was adjourned.***

Submitted by:

  
Margaret F. Link, Acting Secretary  
Kentucky Infrastructure Authority

  
Date



**A  
T  
T  
A  
C  
H  
M  
E  
N  
T**

**I.B.1.**

Page Left Blank  
for 2 Sided Printing

**A RESOLUTION AND ORDER OF THE BOARD OF DIRECTORS OF THE KENTUCKY INFRASTRUCTURE AUTHORITY AUTHORIZING ISSUANCE OF A CONDITIONAL COMMITMENT FOR A FEDERALLY ASSISTED CLEAN WATER REVOLVING FUND A LOAN (A19-011) FOR AN AMOUNT UP TO \$324,000 TO THE CITY OF LANCASTER, GARRARD COUNTY, KENTUCKY**

**WHEREAS**, the Kentucky Infrastructure Authority (the "Authority") has been duly created as a body corporate and politic constituting a public corporation and a governmental agency of the Commonwealth of Kentucky pursuant to Chapter 224A of the Kentucky Revised Statutes (the "Act"); and

**WHEREAS**, pursuant to the Act, the Authority is duly and legally authorized to make loans to Governmental Agencies for the purpose of providing funds for the construction and acquisition of sanitary sewer facilities, water facilities or other types of infrastructure, and in that regard, to enter into Assistance Agreements with such Governmental Agencies governing the provisions in respect of which such loans are to be made, the amounts thereof and the repayment provisions in respect thereto; and

**WHEREAS**, the Authority anticipates entering into an Assistance Agreement for a loan from the Authority's Federally Assisted Clean Water Revolving Loan Program (Fund A) with the City of Lancaster, subject to final determination of amount when the factors involving such financing have been determined; and

**WHEREAS**, the Authority will, in the near future, authorize and issue a series of Infrastructure Authority Revenue Bonds for the purpose of funding loans to various governmental agencies, such series of Bonds to be known as Kentucky Infrastructure Authority Revenue Bonds with the appropriate Series designation; and

**WHEREAS**, the Authority wishes to establish terms and conditions on said Fund A loans prior to the issuance of Authority Revenue Bonds and recognizes that additional planning and design of the financed projects are required.

**NOW, THEREFORE, THE KENTUCKY INFRASTRUCTURE AUTHORITY, ACTING BY AND THROUGH ITS BOARD OF DIRECTORS AS ITS DULY AUTHORIZED AND EMPOWERED GOVERNING BODY, DOES HEREBY RESOLVE AND ORDER, AS FOLLOWS:**

Section 1. All statements of fact set forth in the preambles to this Resolution and Order are incorporated herein by reference, the same as if set forth verbatim. All such statements of fact are hereby declared to be true and accurate in all material respects.

Section 2. The Authority hereby authorizes the issuance of a conditional Federally Assisted Clean Water Revolving Fund A loan for an amount up to \$324,000 of project planning and design expense including capitalized interest for the loan term, to the City

of Lancaster for the Sanitary Sewer Improvements Project. Such amounts are subject to adjustment by further action of the Authority or may be adjusted by action of the Executive Director at the time of the issuance of bonds based on adjustment in project costs of not more than ten percent (10%) of the loan amount authorized by this resolution. Upon satisfaction of all conditions of the commitment, execution of an assistance agreement for this loan is authorized.

Section 3. The loan shall be repayable over 5 years at an interest rate of 3.00%. In addition to debt service, a 0.20% annual administration fee on the unpaid loan balance will be charged. These terms are subject to adjustment upon execution of the loan agreement, upon changes in the project conditions or determination that the project will require authority financing to be done on a taxable basis.

Section 4. This Resolution and Order shall be in full force and effect from and after its adoption at a properly held meeting of the Kentucky Infrastructure Authority this 8<sup>th</sup> day of January, 2019.

---

SANDRA K. DUNAHOO, CHAIR  
KENTUCKY INFRASTRUCTURE AUTHORITY

ATTEST:

---

MARGARET F. LINK, SECRETARY  
KENTUCKY INFRASTRUCTURE AUTHORITY

REVIEWED BY:

---

GREG B. LADD, GENERAL COUNSEL  
DEPARTMENT FOR LOCAL GOVERNMENT

MATTHEW G. BEVIN  
GOVERNOR



CHARLES G. SNAVELY  
SECRETARY

**ENERGY AND ENVIRONMENT CABINET**  
**DEPARTMENT FOR ENVIRONMENTAL PROTECTION**

ANTHONY R. HATTON  
COMMISSIONER

300 SOWER BOULEVARD  
FRANKFORT, KENTUCKY 40601

December 21, 2018

Donna McNeil, Executive Director  
Kentucky Infrastructure Authority  
1024 Capital Center Drive, Suite 340  
Frankfort, Kentucky 40601


Re: A19-011  
Lancaster WWTP--1472  
Activity ID: FGL20190003  
Project Name: Sanitary Sewer Improvements

Dear Mrs. McNeil:

The Division of Water (DOW) hereby certifies that the City of Lancaster is eligible to receive \$324,000.00 for a planning and design loan from the Clean Water State Revolving Fund. Upon approval of an engineering contract, the DOW will issue a final certification letter authorizing initiation of the Assistance Agreement.

If you have any questions concerning this letter, please contact Joel Murphy, Project Manager, at (502) 782-7024.

Sincerely,

  
Peter T. Goodman, Director  
Division of Water

PG/BG:jjm

c: Honorable Chris Davis, City of Lancaster  
Kevin Howard, Summit Engineering

<b>EXECUTIVE SUMMARY</b>		Reviewer		Meili Sun
<b>KENTUCKY INFRASTRUCTURE AUTHORITY</b>		Date		January 8, 2019
<b>FUND A, FEDERALLY ASSISTED WASTEWATER</b>		KIA Loan Number		A19-011
<b>REVOLVING LOAN FUND</b>		WRIS Number		SX21079019
BORROWER		CITY OF LANCASTER GARRARD COUNTY		
BRIEF DESCRIPTION				
This is the Planning and Design portion of the Sanitary Sewer Improvements project which will include 2 contracts. Contract 1 will remove the existing boat clarifiers located in the oxidation ditch which severely limit the organic capacity of the plant. This contract will also construct a new RAS/WAS station as well as rehabilitate the Gas Chlorine Dechlorination system and the sludge dewatering press. Contract 2 will line and/or replace approximately 29,000 feet of gravity sewer and 149 manholes in various portions of the system identified as high I and I areas. Trenchless technologies will be used to reduce costs. This contract will also rehabilitate the Hill Court wastewater pumping station which has the highest volume in town.				
PROJECT FINANCING		PROJECT BUDGET		
Fund A Loan	\$324,000	RD Fee %	Actual %	
		Planning		20,000
		Eng - Design / Const		304,000
TOTAL	\$324,000	TOTAL		\$324,000
REPAYMENT	Rate	3.00%	Est. Annual Payment	\$70,913
	Term	5 Years	1st Payment	6 Mo. after first draw
PROFESSIONAL SERVICES	Engineer	Summit Engineering, Inc.		
	Bond Counsel	Dinsmore & Shohl, LLP		
PROJECT SCHEDULE	Bid Opening	Dec-19		
	P&D Start	Feb-19		
	P&D Completion	Nov-19		
DEBT PER CUSTOMER	Existing	\$2,658		
	Proposed	\$4,683		
OTHER DEBT	See Attached			
RESIDENTIAL RATES		Users	Avg. Bill	
	Current	1,643	\$37.74 (for 4,000 gallons)	
	Additional	0	\$37.74 (for 4,000 gallons)	
REGIONAL COORDINATION				
This project is consistent with regional planning recommendations.				
CASHFLOW	Cash Flow Before Debt Service	Debt Service	Cash Flow After Debt Service	Coverage Ratio
Audited 2015	431,570	366,484	65,086	1.2
Audited 2016	351,970	292,252	59,718	1.2
Audited 2017	507,930	266,522	241,408	1.9
Projected 2018	377,128	265,499	111,629	1.4
Projected 2019	550,823	271,386	279,438	2.0
Projected 2020	588,920	348,899	240,021	1.7
Projected 2021	641,047	592,359	48,688	1.1
Projected 2022	696,686	650,540	46,146	1.1

Reviewer: Meili Sun  
Date: January 8, 2019  
Loan Number: A19-011 P&D

**KENTUCKY INFRASTRUCTURE AUTHORITY  
WASTEWATER REVOLVING LOAN FUND (FUND A)  
CITY OF LANCASTER, GARRARD COUNTY  
PROJECT REVIEW  
SX21079019**

**I. PROJECT DESCRIPTION**

This is the Planning and Design portion of the Sanitary Sewer Improvements project which will include two contracts. Contract 1 will remove the existing boat clarifiers located in the oxidation ditch which severely limit the organic capacity of the plant. This contract will also construct a new RAS/WAS station as well as rehabilitate the Gas Chlorine Dechlorination system and the sludge dewatering press. Contract 2 will line and/or replace approximately 29,000 feet of gravity sewer and 149 manholes in various portions of the system identified as high I&I areas. Trenchless technologies will be used to reduce costs. This contract will also rehabilitate the Hill Court wastewater pumping station which has the highest volume in town.

Lancaster Water Works is a regional facility currently serving approximately 1,600 retail customers and supplying wholesale water to the Crab Orchard Water Works and the Garrard County Water Association which is a PSC regulated system.

**II. PROJECT BUDGET**

	Total
Planning	\$ 20,000
Engineering Fees – Design	304,000
<b>Total</b>	<b>\$ 324,000</b>

**III. PROJECT FUNDING**

	Amount	%
KIA Fund A Loan	<b>\$ 324,000</b>	<b>100%</b>

#### IV. KIA DEBT SERVICE

Planning & Design Loan	\$ 324,000
Interest Rate	3.00%
Loan Term (Year)	5
Estimated Annual Debt Service	\$ 70,265
Administrative Fee (0.20%)	648
<b>Annual Debt Service</b>	<b>\$ 70,913</b>

#### V. PROJECT SCHEDULE

P&D Start	February 2019
P&D Completion	November 2019
Estimated Bid Date	December 2019
Construction Start	March 2020
Construction Completion	February 2021

#### VI. CUSTOMER COMPOSITION AND RATE STRUCTURE

##### Customers

Customers	
Residential	1,449
Commercial	156
Industrial	38
Total	1,643

##### B) Rates

<b>Water</b>	Proposed	Current
Date of Last Rate Increase	10/01/19	07/02/18
Minimum 1,000 Gallons	\$ 14.10	\$ 13.90
Next 3,000 Gallons	7.88	7.01
Cost for 4,000 gallons	<b>\$ 37.74</b>	<b>\$ 34.93</b>
Increase %	8.04%	
Affordability Index (Rate/MHI)	1.5%	1.4%

<b>Sewer</b>	Current	Prior
Date of Last Rate Increase	10/01/19	07/02/18
Per 1,000 Gallons	\$ 8.30	\$ 7.52
Cost for 4,000 gallons	<b>\$ 33.20</b>	<b>\$ 30.08</b>
Increase %	10.37%	
Affordability Index (Rate/MHI)	1.3%	1.2%



**Wholesale Water**

Date	1/10/18	7/10/18	7/10/19	07/10/20	07/10/21
Per 1,000 Gallons	\$2.10	\$2.15	\$2.20	\$ 2.25	\$ 2.49
Increase %		2.4%	2.3%	2.3%	10.7%

**VII. DEMOGRAPHICS**

Based on current Census data from the American Community Survey 5-Year Estimate 2012-2016, the Utility's service area population was 3,992 with a Median Household Income (MHI) of \$30,793. The median household income for the Commonwealth is \$44,811. The project will qualify for a planning and design loan at 3.00% interest rate.

Year	Population		County	% Change	County Unemployment	
	City	% Change			Date	Rate
1980	3,365		10,853		June 2005	5.4%
1990	3,421	1.7%	11,579	6.7%	June 2010	14.4%
2000	3,734	9.1%	14,792	27.7%	June 2015	5.8%
2010	3,442	-7.8%	16,912	14.3%	June 2018	5.1%
Current	3,831	11.3%	17,051	0.8%		
Cumulative %		13.8%		57.1%		

**VIII. 2018 CAPITALIZATION GRANT EQUIVALENCIES**

- 1) Green Project Reserve - This project does not qualify for Green Project Reserve.
- 2) Additional Subsidization – This project does not qualify for additional subsidization.

**IX. FINANCIAL ANALYSIS**

Financial information was obtained from the audited financial statements combining both water and sewer operations for the years ended June 30, 2015 through June 30, 2017. An accounting error applying \$117,082 grant income to water revenues has been deducted from operating revenues. The non-cash impact of GASB 68, Accounting and Financial Reporting for Pensions, has also been removed from fiscal year 2015, 2016, and 2017 operating expenses.

**HISTORY**

Combined water and sewer revenues went up 10.6% from \$1.85 million in 2015 to \$2.05 million in 2017 due to rate and volume increases. Operating expenses increased 8.4% from \$1.43 million in 2015 to \$1.55 million in 2017 due to higher contractual expenses and general inflation. The debt coverage ratio was 1.2, 1.2, and 1.9 for 2015, 2016, and 2017 respectively.

The balance sheet reflects a current ratio of 5.7, debt to equity ratio of 0.8, 57.2 days sales in accounts receivable, and 2.4 months of operating expenses in unrestricted cash.

## PROJECTIONS

Projections are based on the following assumptions:

- 1) Total revenues reflect all previously approved rate increases. Retail water revenues will increase approximately 15% and sewer revenues increase 10.40% by October 1, 2019.
- 2) Wholesale rates will go up annually based on the rate schedule in the water purchase agreements. Wholesale volume to the Garrard County Water District will exceed the minimum purchase requirement of 325 million gallons when the New Water Treatment Plant project is completed in 2021. In 2018, the Garrard County Water District purchased approximately 253 million gallons.
- 3) Expenses will increase 2% annually for general inflation.
- 4) After 2019, the City will continue to automatically adjust retail water and sewer rates based on the Social Security Consumer Price Index (CPI-W).
- 5) Debt service coverage is 1.7 in 2020 when annual repayments begin.
- 6) Should the City decide to pursue a construction loan from KIA after the planning and Design phase is completed, additional \$120,000 revenues will be required to support a total loan amount of \$4.2 million.

Based on the pro forma assumptions, the utility shows adequate cash flow to repay the KIA Fund A loan.

## REPLACEMENT RESERVE

Replacement reserve is not required for a planning and design loan.

## X. DEBT OBLIGATIONS

	Outstanding	Maturity
Water and Sewer Revenue Bonds Series 1988	\$ 638,000	2028
Water and Sewer Revenue Bonds Series 2000	467,500	2040
Water and Sewer Revenue Bonds Series 2005A	218,100	2045
Water and Sewer Revenue Bonds Series 2005B	147,300	2045
Water and Sewer Revenue Bonds Series 2009	897,000	2048
Water and Sewer Revenue Bonds Series 2010	1,505,500	2050
KIA Loan B08-002	288,900	2028
KIA Loan B16-013	204,890	TBD
RD Bonds i/a/o \$4.5 million		TBD
KIA Loan F18-017 i/a/o \$4.0 million		TBD
<b>Total</b>	<b>\$4,367,190</b>	

## **XI. CONTACTS**

### **Legal Applicant**

Name	City of Lancaster
Address	308 W Maple Ave, Suite 1 Lancaster, KY 40444
County	Garrard
Authorized Official	Chris Davis, Mayor
Phone	(859) 792-2241
Email	cdavis@cityoflanasterky.com

### **Project Contact - Applicant**

Name	Debbie Carrier, City Clerk
Organization	City of Lancaster
Address	308 W Maple Ave, Suite 1 Lancaster, KY 40444
Phone	(859) 792-2241
Email	dcarrier@cityoflanasterky.com

### **Project Administrator**

Name	Bob Casher
Organization	BGADD
Address	699 Perimeter Dr., Ste 100 Lexington, KY 40517
Contact	
Phone	(859) 269-8021
Email	bcasher@bgadd.org

### **Consulting Engineer**

Name	Kevin Michael Howard
Firm	Summit Engineering, Inc
Address	131 Summit Drive Pikeville, KY 41501
Phone	(859) 264-9860
Email	khoward@summit-engr.com

## **XII. RECOMMENDATIONS**

KIA staff recommends approval of the loan with the standard conditions.

**CITY OF LANCASTER**  
**FINANCIAL SUMMARY (JUNE YEAR END)**

	<b>Audited 2015</b>	<b>Audited 2016</b>	<b>Audited 2017</b>	<b>Projected 2018</b>	<b>Projected 2019</b>	<b>Projected 2020</b>	<b>Projected 2021</b>	<b>Projected 2022</b>
<b>Balance Sheet</b>								
<b>Assets</b>								
Current Assets	1,469,534	1,479,526	1,838,847	1,845,538	1,933,625	1,992,630	2,030,367	2,053,596
Other Assets	10,459,985	10,258,586	10,183,626	9,686,817	9,478,507	15,062,664	19,988,478	19,412,258
Total	11,929,519	11,738,112	12,022,473	11,532,355	11,412,132	17,055,293	22,018,845	21,465,855
<b>Liabilities &amp; Equity</b>								
Current Liabilities	207,234	323,961	320,621	328,770	337,918	351,288	365,859	589,430
Long Term Liabilities	4,910,312	4,886,005	5,037,302	4,886,399	4,740,266	8,334,563	11,918,189	11,532,145
Total Liabilities	5,117,546	5,209,966	5,357,923	5,215,169	5,078,184	8,685,851	12,284,048	12,121,574
Net Assets	6,811,973	6,528,146	6,664,550	6,317,186	6,333,948	8,369,442	9,734,797	9,344,280
<b>Cash Flow</b>								
Revenues	1,852,941	1,821,842	2,049,621	1,949,734	2,155,474	2,225,735	2,404,393	2,493,495
Operating Expenses	1,425,693	1,474,044	1,545,746	1,576,661	1,608,706	1,640,870	1,767,401	1,800,864
Other Income	4,322	4,172	4,055	4,055	4,055	4,055	4,055	4,055
Cash Flow Before Debt Service	431,570	351,970	507,930	377,128	550,823	588,920	641,047	696,686
<b>Debt Service</b>								
Existing Debt Service	366,484	292,252	266,522	265,499	271,386	277,986	521,446	579,627
Proposed KIA Loan	0	0	0	0	0	70,913	70,913	70,913
Total Debt Service	366,484	292,252	266,522	265,499	271,386	348,899	592,359	650,540
Cash Flow After Debt Service	65,086	59,718	241,408	111,629	279,438	240,021	48,688	46,146
<b>Ratios</b>								
Current Ratio	7.1	4.6	5.7	5.6	5.7	5.7	5.5	3.5
Debt to Equity	0.8	0.8	0.8	0.8	0.8	1.0	1.3	1.3
Days Sales in Accounts Receivable	34.8	30.9	57.2	57.2	57.2	57.2	57.2	57.2
Months Operating Expenses in Unrestricted Cash	1.4	1.4	2.4	2.5	2.9	3.2	3.2	3.2
Debt Coverage Ratio	1.2	1.2	1.9	1.4	2.0	1.7	1.1	1.1

Page Left Blank  
for 2 Sided Printing

**A  
T  
T  
A  
C  
H  
M  
E  
N  
T**

**I.B.2.**

Page Left Blank  
for 2 Sided Printing



**A RESOLUTION AND ORDER OF THE BOARD OF DIRECTORS OF THE KENTUCKY INFRASTRUCTURE AUTHORITY AUTHORIZING AN AMENDMENT TO THE CONDITIONAL COMMITMENT FOR A FEDERALLY ASSISTED DRINKING WATER REVOLVING FUND F LOAN (F17-006) INCREASE FOR AN AMOUNT UP TO \$6,932,000 TO THE CITY OF IRVINE, ESTILL COUNTY, KENTUCKY**

**WHEREAS**, the Kentucky Infrastructure Authority (the "Authority") has been duly created as a body corporate and politic constituting a public corporation and a governmental agency of the Commonwealth of Kentucky pursuant to Chapter 224A of the Kentucky Revised Statutes (the "Act"); and

**WHEREAS**, pursuant to the Act, the Authority is duly and legally authorized to make loans to Governmental Agencies for the purpose of providing funds for the construction and acquisition of sanitary sewer facilities, water facilities or other types of infrastructure, and in that regard, to enter into Assistance Agreements with such Governmental Agencies governing the provisions in respect of which such loans are to be made, the amounts thereof and the repayment provisions in respect thereto; and

**WHEREAS**, the Authority previously approved a Federally Assisted Drinking Water Revolving Fund Loan (F17-006) to the City of Irvine on March 2, 2017, in the amount of \$5,732,000 and the City of Irvine has requested to increase loan (F17-006) by \$1,200,000; and

**WHEREAS**, the Authority anticipates entering into an Assistance Agreement for a loan from the Authority's Federally Assisted Drinking Water Revolving Loan Program (Fund F) with the City of Irvine, subject to final determination of amount when the factors involving such financing have been determined; and

**WHEREAS**, the Authority will, in the near future, authorize and issue a series of Infrastructure Authority Revenue Bonds for the purpose of funding loans to various governmental agencies, such series of Bonds to be known as Kentucky Infrastructure Authority Revenue Bonds with the appropriate Series designation; and

**WHEREAS**, the Authority wishes to establish terms and conditions on said Fund F loans prior to the issuance of Authority Revenue Bonds and recognizes that additional planning and design of the financed projects are required.

**NOW, THEREFORE, THE KENTUCKY INFRASTRUCTURE AUTHORITY, ACTING BY AND THROUGH ITS BOARD OF DIRECTORS AS ITS DULY AUTHORIZED AND EMPOWERED GOVERNING BODY, DOES HEREBY RESOLVE AND ORDER, AS FOLLOWS:**

Section 1. All statements of fact set forth in the preambles to this Resolution and Order are incorporated herein by reference, the same as if set forth verbatim. All such statements of fact are hereby declared to be true and accurate in all material respects.

Section 2. The Authority hereby authorizes the Amendment of a conditional Federally Assisted Drinking Water Revolving Fund loan increasing the amount up to \$6,932,000 of project expense including capitalized interest for the construction period, to the City of Irvine for the Water Plant Modernization project. Such amounts are subject to adjustment by further action of the Authority or may be adjusted by action of the Executive Director at the time of the issuance of bonds based on adjustment in project costs of not more than (10%) ten percent of the loan amount authorized by this resolution. Upon satisfaction of all conditions of the commitment, execution of an assistance agreement for this loan is authorized.

Section 3. Principal forgiveness of 0.25% of the assistance amount, not to exceed \$1,100,000 will be credited to the loan balance upon release of liens on all contracts and disbursement of the final draw request by KIA to the borrower. The unforgiven principal balance of \$5,892,000 shall be repaid

Section 4. The principal shall be repayable over 30 years at an interest rate of 0.25%. In addition to debt service, a 0.25% annual administration fee on the unpaid loan balance will be charged. From annual revenues, \$17,300 must be set aside in a borrower held replacement reserve each December 1 until the balance reaches \$346,000 and maintained for the life of the loan. These terms are subject to adjustment upon execution of the loan agreement, upon changes in the project conditions or determination that the project will require authority financing to be done on a taxable basis.

Section 5. This Resolution and Order shall be in full force and effect from and after its adoption at a properly held meeting of the Kentucky Infrastructure Authority this 8<sup>th</sup> day of January, 2019.

---

SANDRA K. DUNAHOO, CHAIR  
KENTUCKY INFRASTRUCTURE AUTHORITY

ATTEST:

---

MARGARET F. LINK, SECRETARY  
KENTUCKY INFRASTRUCTURE AUTHORITY

REVIEWED BY:

---

GREG B. LADD, GENERAL COUNSEL  
DEPARTMENT FOR LOCAL GOVERNMENT

MATTHEW G. BEVIN  
GOVERNOR



CHARLES G. SNAVELY  
SECRETARY

**ENERGY AND ENVIRONMENT CABINET**  
**DEPARTMENT FOR ENVIRONMENTAL PROTECTION**

ANTHONY R. HATTON  
COMMISSIONER

300 SOWER BOULEVARD  
FRANKFORT, KENTUCKY 40601

December 20, 2018

Donna McNeil, Executive Director  
Kentucky Infrastructure Authority  
1024 Capital Center Drive, Suite 340  
Frankfort, Kentucky 40601

Re: F17-006  
Irvine Municipal Utilities--1006  
Activity ID: FGL20170003

Dear Mrs. McNeil:

The Division of Water (DOW) hereby certifies that the Irvine Municipal Utilities is eligible to receive an increase of \$1,200,000.00 from the Drinking Water State Revolving Fund. The DOW certifies that the project scope is consistent with the scope that was used to rank the project on the Intended Use Plan-Project Priority List.

The Irvine Municipal Utilities status relative to the Drinking Water State Revolving Fund General Conditions is provided below:

1. Project specific environmental information was approved by DOW on January 10, 2018.
2. Plans and specifications were approved by DOW on February 5, 2018.
3. Construction for contract one and contract two has begun. Bids for contract 3 were opened on October 22, 2018.

Upon compliance with the general conditions, the DOW will issue a final project certification prior to authorizing the loan agreement. A preconstruction and project management conference with the DOW must be held prior to commencement of construction. If you have any questions concerning this letter, please contact Krystal Harrod, Project Manager, at (502) 782-6968.

Sincerely,

A handwritten signature in blue ink, appearing to read "Peter T. Goodmann".

Peter T. Goodmann, Director  
Division of Water

PG/BG:kh

c: Mr. Billy F Williams  
GRW, Inc., Alan Bryan, P.E.

<b>EXECUTIVE SUMMARY</b>		Reviewer	Ashley Adams	
<b>KENTUCKY INFRASTRUCTURE AUTHORITY</b>		Date	January 8, 2019	
<b>FUND F, FEDERALLY ASSISTED DRINKING WATER</b>		KIA Loan Number	F17-006 (Increase)	
<b>REVOLVING LOAN FUND</b>		WRIS Number	WX21065005	
BORROWER		CITY OF IRVINE ESTILL COUNTY		
BRIEF DESCRIPTION				
This is a loan increase in the amount of \$1,200,000 to a loan previously approved by the KIA Board for \$5,732,000; the new loan total will be \$6,932,000. The loan will also change from a 20 year term to a 30 year term. The reason for the increase is due to bids coming in higher than estimated in the original project budget.				
Original Project Description: This project will include an array of plant modernization efforts to address water treatment issues by reducing disinfection byproducts and adding capacity to meet redundancy needs. The project also includes installation of approximately 20,100 LF of 12" PVC water main and replacement of a 200,000 gallon water storage tank with a 500,000 gallon tank.				
PROJECT FINANCING		PROJECT BUDGET		
Fund F Loan	\$6,932,000	RD Fee %	Actual %	

Reviewer: Ashley Adams  
Date: January 8, 2019  
Loan Number: F17-006 (Increase)

**KENTUCKY INFRASTRUCTURE AUTHORITY  
DRINKING WATER STATE REVOLVING FUND (FUND F)  
CITY OF IRVINE F/B/O IRVINE MUNICIPAL UTILITIES, ESTILL COUNTY  
PROJECT REVIEW  
WX21065005**

**I. PROJECT DESCRIPTION**

The City of Irvine for the benefit of Irvine Municipal Utilities is requesting a Fund F loan increase in the amount of \$1,200,000 to a loan previously approved by the KIA Board for \$5,732,000. The new loan total will be \$6,932,000 for the Water Plant Modernization project and the loan term will be extended from 20 years to 30 years. The increase is due to bids coming in higher than estimated in the original project budget.

**Original Project Description:** The Water Treatment Plant (WTP) will undergo an array of improvements including expansion of the existing filter buildings, upgrade of two existing filters, construction of a third new filter, as well as improvements to the existing raw water and treated water pumping facilities, chemical feed/storage facilities, and flocculation and sedimentation basins. In addition, the project will install approximately 20,100 LF of 12" PVC main, and add a 500,000 gallon water storage tank which will replace an existing 200,000 gallon tank. These improvements will address water quality issues at the WTP and in the distribution system by reducing disinfection byproducts, add needed capacity to meet current regulations and aid in maintenance and redundancy needs, eliminate existing water transmission hydraulic bottlenecks, and facilitate water storage tank turnover.

Irvine Municipal Utilities serves approximately 4,500 customers. They also provide Estill County Water District No. 1 with approximately 255 million gallons of water annually at a rate of \$2.94/1,000 gallons (approximately 50% of total water revenue).

**II. PROJECT BUDGET**

	<b>Total</b>
Planning	\$ 30,000
Engineering Fees - Design	270,400
Engineering Fees - Construction	67,600
Engineering Fees - Inspection	284,000
Engineering Fees - Other	75,000
Construction	5,750,000
Contingency	455,000
<b>Total</b>	<b>\$ 6,932,000</b>

### III. PROJECT FUNDING

	Amount	%
Fund F Loan	\$ 6,932,000	100%
<b>Total</b>	<b>\$ 6,932,000</b>	<b>100%</b>

### IV. KIA DEBT SERVICE

Construction Loan	\$ 6,932,000
Less: Principal Forgiveness	1,100,000
Amortized Loan Amount	\$ 5,832,000
Interest Rate	0.25%
Loan Term (Years)	30
Estimated Annual Debt Service	\$ 201,903
Administrative Fee (0.25%)	14,580
<b>Total Estimated Annual Debt Service</b>	<b>\$ 216,483</b>

### V. PROJECT SCHEDULE

<b>Bid Opening</b>	June 2018
<b>Construction Start</b>	October 2018
<b>Construction Stop</b>	October 2019

### VI. CUSTOMER COMPOSITION AND RATE STRUCTURE

#### A) Customers

	Current
Residential	1,820
Commercial	163
Industrial	2
<b>Total</b>	<b>1,985</b>

#### B) Rates

Water	Inside City		Outside City	
	Current	Prior	Current	Prior
Date of Last Rate Increase	07/01/18	03/01/17	07/01/18	03/01/17
Minimum (2,000 gallons)	15.90	\$10.71	17.90	\$14.08
All over 2,000 (per 1,000)	5.95	5.24	7.75	7.43
Cost for 4,000 gallons	\$27.80	\$21.19	\$33.40	\$28.95
Increase %	31.2%	2.1%	15.4%	2.1%
Affordability Index (Rate/MHI)	1.2%	0.9%	1.5%	1.3%

Sewer	Inside City		Outside City	
	Current	Prior	Current	Prior
Date of Last Rate Increase	07/01/18	03/01/17	07/01/18	03/01/17
Minimum (2,000 gallons)	\$15.58	\$15.45	\$21.57	\$21.38
All over 2,000 (per 1,000)	8.86	8.78	9.02	8.94
Cost for 4,000 gallons	\$33.30	\$33.01	\$39.61	\$39.27
Increase %	0.9%	2.1%	0.9%	2.1%
Affordability Index (Rate/MHI)	1.5%	1.5%	1.8%	1.8%

The City's Rate Ordinance contains a clause that allows them to evaluate and affect rate increases based on the Consumer Price Index (CPI-U) up to 3% annually.

## VII. DEMOGRAPHICS

Based on current Census data from the American Community Survey 5-Year Estimate 2012-2016, the Utility's service area population was 4,642 with a Median Household Income (MHI) of \$26,909. Median household income for the Commonwealth is \$44,811. The project will retain its original interest rate of 0.25% which was based on its Disadvantaged Community status.

Year	Population %		County %	Change	County Unemployment	
	City	Change			Date	Rate
1980	2,889		14,495		June 2005	6.7%
1990	2,836	-1.8%	14,614	0.8%	June 2010	12.7%
2000	2,843	0.2%	15,307	4.7%	June 2015	6.1%
2010	2,715	-4.5%	14,672	-4.1%	June 2018	6.1%
Current	2,257	-16.9%	14,406	-1.8%		
Cumulative %		-21.9%		-0.6%		

## VIII. 2016 CAPITALIZATION GRANT EQUIVALENCIES

- 1) Green Project Reserve - The Drinking Water capitalization grant does not contain a "green" requirement.
- 2) Additional Subsidization – This project qualifies for additional subsidization in the amount of 50%, not to exceed \$1,100,000.

## **IX. FINANCIAL ANALYSIS**

Financial information was obtained from the audited financial statements for Irvine Municipal Utilities combined water and sewer fund, for the years ended June 30, 2015 through June 30, 2017. The non-cash impact of GASB 68, Accounting and Financial Reporting for Pensions, has been removed from fiscal 2016, and 2017 operating expenses. Percentage references in the History section below are based on whole dollar amounts and not the rounded amounts presented.

### **HISTORY**

Consolidated water and sewer revenues increased 8% from \$2 million in 2015 to \$2.2 million in 2017 while operating expenses increased 15% from \$1.6 million to \$1.8 million during the same time period. Increases in water revenue were due largely to the City's CPI clause. Sewer revenue increases can be attributed to CPI rate increases as well as the acquisition of Estill County Sewer District No. 1 in 2014 and the realization of that revenue stream in Fiscal 2016. Operating expense increases can also be attributed to normal inflation as well as the acquisition.

The balance sheet reflects a current ratio of 0.8, debt to equity ratio of 0.6, 41.9 days sales in accounts receivable, and 2.9 months operating expenses in unrestricted cash.

### **PROJECTIONS**

Projections are based on the following assumptions:

- 1) Water revenues will increase approximately \$250,000 by 2019 due to previously approved rate increases for the original loan and CPI adjustments.
- 2) Sewer revenues will experience an increase in 2020 as service for approximately 200 customers is completed through the Wisemantown Sewer Project. The anticipated debt (RD) for this project will be offset by the additional customer revenue and is included in this analysis.
- 3) Indirect operating expenses will normalize in 2018/2019 upon completion of the Wisemantown Sewer project.
- 4) Overall expenses will increase 2% annually for inflation but will be offset by the City's CPI clause.
- 5) Debt service coverage is 1.5 in 2021 when full principal and interest repayments begin.

Based on the pro forma assumptions, the utility shows adequate cash flow to repay the KIA Fund F loan.

### **REPLACEMENT RESERVE**

The annual replacement cost is \$17,300. This amount should be added to the replacement account each December 1 until the balance reaches \$346,000 and maintained for the life of the loan.



## **X. DEBT OBLIGATIONS**

	<b><u>Outstanding</u></b>	<b><u>Maturity</u></b>
KIA Loan (A95-08)	\$ 88,556	2018
KRWFC Bond 2013C	355,000	2021
RD Bond 2010	4,672,000	2049
Citizens Guaranty Bank	298,575	2018
RD Bond (Wisemantown Project i/a/o \$900,000)	-	TBD
Line of Credit	85,519	2018
<b>Total</b>	<b>\$ 5,499,650</b>	

## **XI. CONTACTS**

### **Legal Applicant**

Name	City of Irvine
Address	101 Chestnut Street Irvine, KY 40336
County	Estill
Authorized Official	M.J. Noland, Mayor
Phone	606-723-2554
Email	mayornoland@irvineonline.net

### **Project Contact - Applicant**

Name	Billy Williams
Representing	Irvine Municipal Utilities
Address	238 Broadway St Irvine, KY 40336
Phone	606-723-2197
Email	irvinewater@irvineonline.net

### **Consulting Engineer/ Project Administrator**

Name	Bob Smallwood, Vice President
Firm	GRW Engineers, Inc
Address	801 Corporate Drive Lexington, KY 40503
Phone	859-223-3999 x250
Email	bsmallwood@grwinc.com

## **XII. RECOMMENDATIONS**

KIA staff recommends approval of the loan with the standard conditions.

**CITY OF IRVINE**  
**FINANCIAL SUMMARY (JUNE YEAR END)**

	<b>Audited 2015</b>	<b>Audited 2016</b>	<b>Audited 2017</b>	<b>Projected 2018</b>	<b>Projected 2019</b>	<b>Projected 2020</b>	<b>Projected 2021</b>	<b>Projected 2022</b>
<b>Balance Sheet</b>								
<b>Assets</b>								
Current Assets	446,230	415,356	689,908	707,399	799,323	861,203	909,199	960,958
Other Assets	18,438,043	18,416,304	17,812,900	16,973,333	20,145,974	27,084,540	26,553,869	26,020,947
Total	18,884,273	18,831,660	18,502,808	17,680,733	20,945,298	27,945,743	27,463,068	26,981,905
<b>Liabilities &amp; Equity</b>								
Current Liabilities	488,512	851,399	897,616	748,568	659,660	347,222	353,403	359,730
Long Term Liabilities	6,249,841	6,218,226	6,089,887	5,521,791	8,311,791	12,019,291	11,908,291	11,794,791
Total Liabilities	6,738,353	7,069,625	6,987,503	6,270,359	8,971,451	12,366,513	12,261,694	12,154,521
Net Assets	12,145,920	11,762,035	11,515,305	11,410,374	11,973,846	15,579,231	15,201,374	14,827,384
<b>Cash Flow</b>								
Revenues	2,043,769	2,132,591	2,215,971	2,239,523	2,469,755	2,550,191	2,574,393	2,598,838
Operating Expenses	1,582,144	1,728,420	1,815,131	1,751,434	1,786,463	1,822,192	1,875,936	1,913,109
Other Income	445	357	13,479	4,000	4,000	4,000	4,000	4,000
Cash Flow Before Debt Service	462,070	404,528	414,319	492,089	687,292	731,999	702,457	689,729
<b>Debt Service</b>								
Existing Debt Service	471,222	416,387	419,371	417,902	359,672	360,357	259,994	228,454
Proposed KIA Loan	0	0	0	0	0	108,242	216,483	216,483
Total Debt Service	471,222	416,387	419,371	417,902	359,672	468,599	476,477	444,937
Cash Flow After Debt Service	(9,152)	(11,859)	(5,052)	74,187	327,620	263,401	225,980	244,792
<b>Ratios</b>								
Current Ratio	0.9	0.5	0.8	0.9	1.2	2.5	2.6	2.7
Debt to Equity	0.6	0.6	0.6	0.5	0.7	0.8	0.8	0.8
Days Sales in Accounts Receivable	44.4	47.3	41.9	41.9	41.9	41.9	41.9	41.9
Months Operating Expenses in Unrestricted Cash	1.5	1.0	2.9	3.1	3.5	3.7	4.0	4.2
Debt Coverage Ratio	1.0	1.0	1.0	1.2	1.9	1.6	1.5	1.6

Page Left Blank  
for 2 Sided Printing

**A  
T  
T  
A  
C  
H  
M  
E  
N  
T**

**I.B.3.**

Page Left Blank  
for 2 Sided Printing

**A RESOLUTION AND ORDER OF THE BOARD OF DIRECTORS OF THE KENTUCKY INFRASTRUCTURE AUTHORITY AUTHORIZING ISSUANCE OF A CONDITIONAL COMMITMENT FOR A FEDERALLY ASSISTED DRINKING WATER REVOLVING FUND LOAN (F19-005) FOR AN AMOUNT UP TO \$2,227,000 TO THE CITY OF BURNSIDE, PULASKI COUNTY, KENTUCKY**

**WHEREAS**, the Kentucky Infrastructure Authority (the "Authority") has been duly created as a body corporate and politic constituting a public corporation and a governmental agency of the Commonwealth of Kentucky pursuant to Chapter 224A of the Kentucky Revised Statutes (the "Act"); and

**WHEREAS**, pursuant to the Act, the Authority is duly and legally authorized to make loans to Governmental Agencies for the purpose of providing funds for the construction and acquisition of sanitary sewer facilities, water facilities or other types of infrastructure, and in that regard, to enter into Assistance Agreements with such Governmental Agencies governing the provisions in respect of which such loans are to be made, the amounts thereof and the repayment provisions in respect thereto; and

**WHEREAS**, the Authority anticipates entering into an Assistance Agreement for a loan from the Authority's Federally Assisted Drinking Water Revolving Loan Program (Fund F) with the City of Burnside, subject to final determination of amount when the factors involving such financing have been determined; and

**WHEREAS**, the Authority will, in the near future, authorize and issue a series of Infrastructure Authority Revenue Bonds for the purpose of funding loans to various governmental agencies, such series of Bonds to be known as Kentucky Infrastructure Authority Revenue Bonds with the appropriate Series designation; and

**WHEREAS**, the Authority wishes to establish terms and conditions on said Fund F loans prior to the issuance of Authority Revenue Bonds and recognizes that additional planning and design of the financed projects are required.

**NOW, THEREFORE, THE KENTUCKY INFRASTRUCTURE AUTHORITY, ACTING BY AND THROUGH ITS BOARD OF DIRECTORS AS ITS DULY AUTHORIZED AND EMPOWERED GOVERNING BODY, DOES HEREBY RESOLVE AND ORDER, AS FOLLOWS:**

Section 1. All statements of fact set forth in the preambles to this Resolution and Order are incorporated herein by reference, the same as if set forth verbatim. All such statements of fact are hereby declared to be true and accurate in all material respects.

Section 2. The Authority hereby authorizes the issuance of a conditional Federally Assisted Drinking Water Revolving Fund loan for an amount up to \$2,227,000 of project expense including capitalized interest for the construction period, to the City of Burnside for the Burnside Combined Waterline Improvements project. Such amounts are subject

to adjustment by further action of the Authority or may be adjusted by action of the Executive Director at the time of the issuance of bonds based on adjustment in project costs of not more than (10%) ten percent of the loan amount authorized by this resolution. Upon satisfaction of all conditions of the commitment, execution of an assistance agreement for this loan is authorized.

Section 3. Principal forgiveness of 50% of the assistance amount, not to exceed \$1,113,500 will be credited to the loan balance upon release of liens on all contracts and disbursement of the final draw request by KIA to the borrower. The unforgiven principal balance of \$1,113,500 shall be repaid.

Section 4. The unforgiven principal shall be repayable over 30 years at an interest rate of 0.50%. In addition to debt service, a 0.25% annual administration fee on the unpaid, unforgiven principal balance will be charged. From annual revenues, \$5,600 must be set aside in a borrower held replacement reserve each December 1 until the balance reaches \$112,000 and maintained for the life of the loan. These terms are subject to adjustment upon execution of the loan agreement, upon changes in the project conditions or determination that the project will require authority financing to be done on a taxable basis.

Section 5. This Resolution and Order shall be in full force and effect from and after its adoption at a properly held meeting of the Kentucky Infrastructure Authority this 8<sup>th</sup> day of January, 2019.

---

SANDRA K. DUNAHOO, CHAIR  
KENTUCKY INFRASTRUCTURE AUTHORITY

ATTEST:

---

MARGARET F. LINK, SECRETARY  
KENTUCKY INFRASTRUCTURE AUTHORITY

REVIEWED BY:

---

GREG B. LADD, GENERAL COUNSEL  
DEPARTMENT FOR LOCAL GOVERNMENT



MATTHEW G. BEVEN  
GOVERNOR



CHARLES G. SNAVELY  
SECRETARY

**ENERGY AND ENVIRONMENT CABINET**  
DEPARTMENT FOR ENVIRONMENTAL PROTECTION

ANTHONY R. HATTON  
COMMISSIONER

300 SOWER BOULEVARD  
FRANKFORT, KENTUCKY 40601

December 19, 2018

Donna McNeil, Executive Director  
Kentucky Infrastructure Authority  
1024 Capital Center Drive, Suite 340  
Frankfort, Kentucky 40601

Re: F19-005  
Burnside Water Co--3802  
Activity ID: FGL20190003

Dear Mrs. McNeil:

The Division of Water (DOW) hereby certifies that the City of Burnside is eligible to receive \$2,227,000.00 from the Drinking Water State Revolving Fund. The DOW certifies that the project scope is consistent with the scope that was used to rank the project on the Intended Use Plan-Project Priority List.

The City of Burnside's status relative to the Drinking Water State Revolving Fund General Conditions is provided below:

1. Project specific environmental information is expected to be submitted to DOW in July of 2019.
2. Plans and specifications are expected to be submitted to DOW in July of 2019.
3. Construction bids are expected to be opened in March 1, 2019.

Upon compliance with the general conditions, the DOW will issue a final project certification prior to authorizing the loan agreement. A preconstruction and project management conference with the DOW must be held prior to commencement of construction. If you have any questions concerning this letter, please contact Buddy Griffin, Project Manager, at (502) 782-6958.

Sincerely,

A handwritten signature in blue ink, appearing to read "Peter T. Goodmann".

Peter T. Goodmann, Director  
Division of Water

PG/BG:bg

c: Mayor Robert Lawson, City of Burnside  
Joseph Forrest Grider, Hmb, Inc.  
Judy Keltner, Lake Cumberland ADD

EXECUTIVE SUMMARY			Reviewer		Meili Sun
KENTUCKY INFRASTRUCTURE AUTHORITY			Date		January 8, 2019
FUND F, FEDERALLY ASSISTED DRINKING WATER			KIA Loan Number		F19-005
REVOLVING LOAN FUND			WRIS Number		WX21199128
BORROWER		CITY OF BURNSIDE PULASKI COUNTY			
BRIEF DESCRIPTION					
The proposed project will replace approximately 28,375 LF of waterline, along with valves and fire hydrants in residential and commercial areas within the Burnside Water System.					
PROJECT FINANCING		PROJECT BUDGET		RD Fee %	Actual %
Fund F Loan	\$2,227,000	Administrative Expenses			\$65,000
		Legal Expenses			10,000
		Planning			15,000
		Eng - Design / Const		7.8%	7.3% 139,125
		Eng - Insp		4.7%	4.5% 84,875
		Eng - Other			6,500
		Construction			1,768,080
		Contingency			138,420
TOTAL	\$2,227,000	TOTAL			\$2,227,000
REPAYMENT	Rate	0.50%	Est. Annual Payment		\$42,800
	Term	30 Years	1st Payment		6 Mo. after first draw
PROFESSIONAL SERVICES	Engineer	HMB, Inc			
	Bond Counsel	Dinsmore & Shohl, LLP			
PROJECT SCHEDULE	Bid Opening	Oct-19			
	Construction Start	Jan-20			
	Construction Stop	Nov-20			
DEBT PER CUSTOMER	Existing	\$2,889			
	Proposed	\$4,461			
OTHER DEBT		See Attached			
OTHER STATE-FUNDED PROJECTS LAST 5 YRS		See Attached			
RESIDENTIAL RATES		Users	Avg. Bill		
	Current	597	\$47.47 (for 4,000 gallons)		
	Additional	0	\$47.47 (for 4,000 gallons)		
REGIONAL COORDINATION This project is consistent with regional planning recommendations.					
CASHFLOW	Cash Flow Before Debt Service	Debt Service	Cash Flow After Debt Service		Coverage Ratio
Audited 2015	64,487	82,400	(17,913)		0.8
Audited 2016	(4,894)	72,296	(77,190)		-0.1
Audited 2017	91,775	65,635	26,140		1.4
Projected 2018	95,729	92,634	3,095		1.0
Projected 2019	105,087	92,249	12,838		1.1
Projected 2020	148,186	92,984	55,202		1.6
Projected 2021	147,369	111,818	35,551		1.3
Projected 2022	152,655	132,405	20,250		1.2

Reviewer: Meili Sun  
Date: January 8, 2019  
Loan Number: F19-005

**KENTUCKY INFRASTRUCTURE AUTHORITY  
DRINKING WATER STATE REVOLVING FUND (FUND F)  
CITY OF BURNSIDE, PULASKI COUNTY  
PROJECT REVIEW  
WX21199128**

**I. PROJECT DESCRIPTION**

The City of Burnside is requesting a Fund F loan in the amount of \$2,227,000 for the Burnside Combined Waterline Improvements project. This project will replace approximately 28,375 LF of waterline with valves and fire hydrants in residential and commercial areas in the Burnside Water System. The replacement lines will be 6" PVC. The completion of the project will restore proper fire protection by upsizing lines and replacing fire hydrants. It will also improve domestic service and reduce water loss to Burnside's customers by eliminating leaks as well as provide a direct connection between the WTP and old Burnside.

The City of Burnside produces more than 80% and purchases around 15% of its water supply from the Southeastern Water Association to serve approximately 590 customers within the system. In a Town Hall meeting held on December 10, 2018 to address the need for the project and the KIA assistance, the City received full support from its residents to move forward with the project.

**II. PROJECT BUDGET**

	Total
Administrative Expenses	\$ 65,000
Legal Expenses	10,000
Planning	15,000
Engineering Fees – Design	97,390
Engineering Fees – Construction	41,735
Engineering Fees – Inspection	84,875
Engineering Fees – Other	6,500
Contingency	138,420
<b>Total</b>	<b>\$ 2,227,000</b>

**III. PROJECT FUNDING**

	Amount	%
KIA Fund F Loan	\$ 2,227,000	100%
<b>Total</b>	<b>\$ 2,227,000</b>	<b>100%</b>

#### IV. KIA DEBT SERVICE

Construction Loan	\$ 2,227,000
Principal Forgiveness (50%)	1,113,500
Amortized Loan Amount	<u>\$ 1,113,500</u>
Interest Rate	0.50%
Loan Term (Years)	<u>30</u>
Estimated Annual Debt Service	\$ 40,016
Administrative Fee (0.25%)	<u>2,784</u>
<b>Total Estimated Annual Debt Service</b>	<b>\$ 42,800</b>

#### V. PROJECT SCHEDULE

Bid Opening	October 2019
Construction Start	January 2020
Construction Stop	November 2020

#### VI. CUSTOMER COMPOSITION AND RATE STRUCTURE

##### A) Customers

Customers	Current
Residential	538
Commercial/Institutional	44
Other	<u>15</u>
<b>Total</b>	<b>597</b>

##### B) Rates

Date of Last Rate Increase	Water		
	Proposed	Current	Prior
	<u>07/01/19</u>	<u>07/01/18</u>	<u>07/01/17</u>
First 1,000 Gallons	\$21.14	\$19.22	\$18.67
1,000 Gallons and Above	11.52	10.47	10.17
3,000 Gallons and Above	8.04	7.31	7.10
Cost for 4,000 gallons	\$52.22	\$47.47	\$46.11
Increase %	10.0%	2.9%	
Affordability Index (Rate/MHI)	1.8%	1.6%	1.5%

Date of Last Rate Increase	Sewer		
	Proposed	Current	Prior
	07/01/19	07/01/18	07/01/17
First 1,000 Gallons	\$19.51	\$17.74	\$17.23
1,000 Gallons and Above	10.04	9.13	8.87
3,000 Gallons and Above			
Cost for 4,000 gallons	\$49.64	\$45.13	\$43.84
Increase %	10.0%	2.9%	
Affordability Index (Rate/MHI)	1.7%	1.5%	1.5%

The City adopted a CPI clause in the 2014 rate ordinance to automatically adjust both water and sewer rates each year based on the Consumer Price Index.

## VII. DEMOGRAPHICS

Based on current Census data from the American Community Survey 5-Year Estimate 2012-2016, the Utility's service area population was 1,388 with a Median Household Income (MHI) of \$35,706. The median household income for the Commonwealth is \$44,811. The project will qualify for a 0.5% interest rate with a below 80% of the State MHI.

Year	Population		County	% Change	County Unemployment	
	City	% Change			Date	Rate
1980	775		45,803		June 2005	5.4%
1990	695	-10.3%	49,489	8.0%	June 2010	14.4%
2000	637	-8.3%	56,217	13.6%	June 2015	5.8%
2010	611	-4.1%	63,063	12.2%	June 2018	5.1%
Current	1,270	107.9%	63,772	1.1%		
Cumulative %		63.9%		39.2%		

## VIII. 2018 CAPITALIZATION GRANT EQUIVALENCIES

- 1) Green Project Reserve - The Drinking Water capitalization grant does not contain a "green" requirement.
- 2) Additional Subsidization – This project qualifies for additional subsidization. Principal forgiveness of 50% of the assistance amount, not to exceed \$1,113,500 will be credited to the loan balance upon release of liens on all contracts and disbursement of the final draw request by KIA to the borrower.

## **IX. FINANCIAL ANALYSIS**

Financial information was obtained from the audited financial statements for the years ended June 30, 2015 through June 30, 2017. The non-cash impact of GASB 68, Accounting and Financial Reporting for Pensions, has been removed from fiscal 2016 and 2017 operating expenses.

### **HISTORY**

Combined water and sewer revenues increased 9.0% from \$545,221 in 2015 to \$594,558 in 2017 due to annual CPI increases while operating expenses increased 2.5% during the same period. The debt coverage ratio was 0.8 in 2015 and 1.4 in 2017. The ratio fell below zero in 2016 due to significantly higher maintenance and treatment costs for renovation of the water treatment plant and serious water leaks.

The balance sheet reflects a current ratio of 0.5, a debt to equity ratio of 0.4, 39.7 days sales in accounts receivable, and 0.3 month operating expenses in unrestricted cash.

### **PROJECTIONS**

Projections are based on the following assumptions:

- 1) Combined water and sewer revenues will increase 10% or \$55,000 in fiscal year 2020 after the City implements necessary rate increases effective July 1, 2019.
- 2) The City will deposit \$5,000 additionally into the Reserve and Sinking Fund accounts starting 2020 for 4 years to replenish the minimum fund balances. This will be subject to annual KIA administrative compliance monitoring.
- 3) The City will continue to adjust rates based on the Consumer Price Index in 2020 and going forward.
- 4) Expenses will increase 2% annually for general inflation.
- 5) Debt coverage ratio is 1.2 in 2022 when full year principal and interest repayments begin.

Based on the pro forma assumptions, the utility shows adequate cash flow to repay the KIA Fund F loan.

### **REPLACEMENT RESERVE**

The replacement reserve will be 5% (\$112,000 total) of the final amount borrowed prior to principal forgiveness to be funded annually (\$5,600 yearly) each December 1 for 20 years and maintained for the life of the loan. As of June 30, 2017, the Reserve and Sinking Fund balances were under funded by approximately \$20,000. The City will set aside additional cash to fund the balances appropriately.

## **X. DEBT OBLIGATIONS**

	Outstanding	Maturity
2005 Sewer Revenue Bonds	501,500	2047
KRWFC Series 2013D	636,700	2035
2015A Waterworks Bonds	446,800	2055
2015B Waterworks Bonds	140,000	2055
<b>Total</b>	<b>\$ 1,725,000</b>	

## **XI. CONTACTS**

### **Legal Applicant**

Name	City of Burnside
Address	7929 S Hwy 27, PO Box 8 Burnside, KY 42519
County	Pulaski
Authorized Official	Robert Lawson, Mayor
Phone	(606) 561-4113
Email	mayor@burnsidecitygovernment.com

### **Project Contact - Applicant**

Name	Crissa Morris
Organization	City of Burnside
Address	7929 S Hwy 27, PO Box 8 Burnside, KY 42519
Phone	(606) 561-4113
Email	clerk@burnsidecitygovernment.com

### **Project Administrator**

Name	Chari Bennett
Organization	Lake Cumberland Area Development District
Address	2384 Lakeway Dr, PO Box 1570 Russell Springs, KY 42642
Phone	(270) 866-4200
Email	chari@lcadd.org

**Consulting Engineer**

Name	Joseph Forrest Grider
Firm	HMB, Inc
Address	3 HMB Circle Frankfort, KY 40601
Phone	(502) 695-9800
Email	jgrider@hmbpe.com

**XII. RECOMMENDATIONS**

KIA staff recommends approval of the loan with the standard conditions and the following special conditions:

1. The City shall raise additional revenues in the amount of \$55,000 or 10% by July 1, 2019 with an ordinance passed for the necessary rate increases prior to March 1, 2019.



**CITY OF BURNSIDE**  
**FINANCIAL SUMMARY (JUNE YEAR END)**

	<b>Audited 2015</b>	<b>Audited 2016</b>	<b>Audited 2017</b>	<b>Projected 2018</b>	<b>Projected 2019</b>	<b>Projected 2020</b>	<b>Projected 2021</b>	<b>Projected 2022</b>
<b>Balance Sheet</b>								
<b>Assets</b>								
Current Assets	147,303	119,782	174,224	178,429	192,967	254,169	291,020	312,570
Other Assets	9,038,779	8,828,921	8,565,742	8,211,713	7,922,500	8,751,787	9,531,399	9,197,511
Total	9,186,082	8,948,703	8,739,966	8,390,142	8,115,467	9,005,956	9,822,419	9,510,081
<b>Liabilities &amp; Equity</b>								
Current Liabilities	260,139	333,837	376,864	378,225	382,325	383,725	388,525	422,025
Long Term Liabilities	1,753,700	1,956,111	1,973,240	1,930,740	1,885,540	2,397,090	2,905,340	2,824,840
Total Liabilities	2,013,839	2,289,948	2,350,104	2,308,965	2,267,865	2,780,815	3,293,865	3,246,865
Net Assets	7,172,243	6,658,755	6,389,862	6,081,177	5,847,602	6,225,141	6,528,554	6,263,216
<b>Cash Flow</b>								
Revenues	545,221	587,978	594,558	604,999	620,974	675,822	687,889	700,197
Operating Expenses	480,734	592,872	502,783	509,270	515,887	527,636	540,520	547,542
Other Income	0	0	0	0	0	0	0	0
Cash Flow Before Debt Service	64,487	(4,894)	91,775	95,729	105,087	148,186	147,369	152,655
<b>Debt Service</b>								
Existing Debt Service	82,400	72,296	65,635	92,634	92,249	92,984	90,418	89,605
Proposed KIA Loan	0	0	0	0	0	0	21,400	42,800
Total Debt Service	82,400	72,296	65,635	92,634	92,249	92,984	111,818	132,405
Cash Flow After Debt Service	(17,913)	(77,190)	26,140	3,095	12,838	55,202	35,551	20,250
<b>Ratios</b>								
Current Ratio	0.6	0.4	0.5	0.5	0.5	0.7	0.7	0.7
Debt to Equity	0.3	0.3	0.4	0.4	0.4	0.4	0.5	0.5
Days Sales in Accounts Receivable	34.9	14.3	39.7	39.6	39.6	39.6	39.6	39.6
Months Operating Expenses in Unrestricted Cash	0.5	0.3	0.3	0.3	0.6	1.9	2.7	3.1
Debt Coverage Ratio	0.8	(0.1)	1.4	1.0	1.1	1.6	1.3	1.2

Page Left Blank  
for 2 Sided Printing

**A  
T  
T  
A  
C  
H  
M  
E  
N  
T**

**I.B.4.**

Page Left Blank  
for 2 Sided Printing

**A RESOLUTION AND ORDER OF THE BOARD OF DIRECTORS OF THE KENTUCKY INFRASTRUCTURE AUTHORITY AUTHORIZING ISSUANCE OF A CONDITIONAL COMMITMENT FOR A FEDERALLY ASSISTED DRINKING WATER REVOLVING FUND LOAN (F19-018) FOR AN AMOUNT UP TO \$564,600 TO THE GREEN-TAYLOR WATER DISTRICT, GREEN COUNTY, KENTUCKY**

**WHEREAS**, the Kentucky Infrastructure Authority (the "Authority") has been duly created as a body corporate and politic constituting a public corporation and a governmental agency of the Commonwealth of Kentucky pursuant to Chapter 224A of the Kentucky Revised Statutes (the "Act"); and

**WHEREAS**, pursuant to the Act, the Authority is duly and legally authorized to make loans to Governmental Agencies for the purpose of providing funds for the construction and acquisition of sanitary sewer facilities, water facilities or other types of infrastructure, and in that regard, to enter into Assistance Agreements with such Governmental Agencies governing the provisions in respect of which such loans are to be made, the amounts thereof and the repayment provisions in respect thereto; and

**WHEREAS**, the Authority anticipates entering into an Assistance Agreement for a loan from the Authority's Federally Assisted Drinking Water Revolving Loan Program (Fund F) with the Green-Taylor Water District, subject to final determination of amount when the factors involving such financing have been determined; and

**WHEREAS**, the Authority will, in the near future, authorize and issue a series of Infrastructure Authority Revenue Bonds for the purpose of funding loans to various governmental agencies, such series of Bonds to be known as Kentucky Infrastructure Authority Revenue Bonds with the appropriate Series designation; and

**WHEREAS**, the Authority wishes to establish terms and conditions on said Fund F loans prior to the issuance of Authority Revenue Bonds and recognizes that additional planning and design of the financed projects are required.

**NOW, THEREFORE, THE KENTUCKY INFRASTRUCTURE AUTHORITY, ACTING BY AND THROUGH ITS BOARD OF DIRECTORS AS ITS DULY AUTHORIZED AND EMPOWERED GOVERNING BODY, DOES HEREBY RESOLVE AND ORDER, AS FOLLOWS:**

Section 1. All statements of fact set forth in the preambles to this Resolution and Order are incorporated herein by reference, the same as if set forth verbatim. All such statements of fact are hereby declared to be true and accurate in all material respects.

Section 2. The Authority hereby authorizes the issuance of a conditional Federally Assisted Drinking Water Revolving Fund loan for an amount up to \$564,600 of project expense including capitalized interest for the construction period, to the Green-Taylor Water District for the Distribution Upgrades project. Such amounts are subject to

adjustment by further action of the Authority or may be adjusted by action of the Executive Director at the time of the issuance of bonds based on adjustment in project costs of not more than (10%) ten percent of the loan amount authorized by this resolution. Upon satisfaction of all conditions of the commitment, execution of an assistance agreement for this loan is authorized.

Section 3. The loan shall be repayable over 20 years at an interest rate of 2%. In addition to debt service, a 0.25% annual administration fee on the unpaid loan balance will be charged. From annual revenues, \$1,400 must be set aside in a borrower held replacement reserve each December 1 until the balance reaches \$28,000 and maintained for the life of the loan. These terms are subject to adjustment upon execution of the loan agreement, upon changes in the project conditions or determination that the project will require authority financing to be done on a taxable basis.

Section 4. This Resolution and Order shall be in full force and effect from and after its adoption at a properly held meeting of the Kentucky Infrastructure Authority this 8<sup>th</sup> day of January, 2019.

---

SANDRA DUNAHOO, CHAIR  
KENTUCKY INFRASTRUCTURE AUTHORITY

ATTEST:

---

MARGARET F. LINK, SECRETARY  
KENTUCKY INFRASTRUCTURE AUTHORITY

REVIEWED BY:

---

GREG B. LADD, GENERAL COUNSEL  
DEPARTMENT FOR LOCAL GOVERNMENT



MATTHEW G. BEVIN  
GOVERNOR

CHARLES G. SNAVELY  
SECRETARY

**ENERGY AND ENVIRONMENT CABINET**  
**DEPARTMENT FOR ENVIRONMENTAL PROTECTION**

ANTHONY R. HATTON  
COMMISSIONER

300 SOWER BOULEVARD  
FRANKFORT, KENTUCKY 40601

December 19, 2018

Donna McNeil, Executive Director  
Kentucky Infrastructure Authority  
1024 Capital Center Drive, Suite 340  
Frankfort, Kentucky 40601

Re: F19-018  
Green Taylor Water District--33895  
Activity ID: FGL20190003

Dear Mrs. McNeil:

The Division of Water (DOW) hereby certifies that the Green-Taylor Water District is eligible to receive \$564,600.00 from the Drinking Water State Revolving Fund. The DOW certifies that the project scope is consistent with the scope that was used to rank the project on the Intended Use Plan-Project Priority List.

The Green-Taylor Water District's status relative to the Drinking Water State Revolving Fund General Conditions is provided below:

1. Project specific environmental information is expected to be submitted to DOW in March 2019.
2. Plans and specifications are expected to be submitted to DOW in April 2019.
3. Construction bids are expected to be opened in May 2019.

Upon compliance with the general conditions, the DOW will issue a final project certification prior to authorizing the loan agreement. A preconstruction and project management conference with the DOW must be held prior to commencement of construction. If you have any questions concerning this letter, please contact Krystal Harrod, Project Manager, at (502) 782-6968

Sincerely,

Peter T. Goodman, Director  
Division of Water

PG/BG:kh

c: Green-Taylor WD  
Cann Tech, LLC



<b>EXECUTIVE SUMMARY</b> <b>KENTUCKY INFRASTRUCTURE AUTHORITY</b> <b>FUND F, FEDERALLY ASSISTED DRINKING WATER</b> <b>REVOLVING LOAN FUND</b>		Reviewer Date KIA Loan Number WRIS Number		Ashley Adams January 8, 2019 F19-018 WX21087022	
BORROWER		GREEN-TAYLOR WATER DISTRICT GREEN COUNTY			
BRIEF DESCRIPTION					
This project will improve water quality and reduce disinfection byproducts in the District's water supply by installing mixing stations in four of the District's elevated storage tanks, rehabilitating four pump stations and retrofitting them with Variable Frequency Drives, and establishing an interconnect with Adair County Water district.					
PROJECT FINANCING		PROJECT BUDGET		RD Fee %	Actual %
Fund F Loan	\$564,600	Legal Expenses			5,000
		Planning			5,000
		Eng - Design / Const	10.4%	9.6%	45,660
		Eng - Insp	7.5%	7.1%	33,740
		Construction			432,000
		Contingency			43,200
TOTAL	\$564,600	TOTAL			\$564,600
REPAYMENT	Rate	2.00%	Est. Annual Payment		\$35,802
	Term	20 Years	1st Payment	6 Mo. after first draw	
PROFESSIONAL SERVICES	Engineer	Cann-Tech, LLC			
	Bond Counsel	Dinsmore & Shohl, LLP			
PROJECT SCHEDULE	Bid Opening	Feb-19			
	Construction Start	Mar-19			
	Construction Stop	Sep-19			
DEBT PER CUSTOMER	Existing	\$683			
	Proposed	\$1,097			
OTHER DEBT		See Attached			
OTHER STATE-FUNDED PROJECTS LAST 5 YRS		See Attached			
RESIDENTIAL RATES		Users	Avg. Bill		
	Current	5,013	\$40.73 (for 4,000 gallons)		
	Additional	0	\$40.73 (for 4,000 gallons)		
REGIONAL COORDINATION This project is consistent with regional planning recommendations.					
CASHFLOW	Cash Flow Before Debt Service	Debt Service	Cash Flow After Debt Service		Coverage Ratio
Audited 2015	370,054	348,498	21,556		1.1
Audited 2016	457,813	352,823	104,990		1.3
Audited 2017	529,596	365,685	163,911		1.4
Projected 2018	577,091	371,351	205,740		1.6
Projected 2019	662,444	333,990	328,454		2.0
Projected 2020	616,772	493,524	123,248		1.2
Projected 2021	576,613	481,923	94,690		1.2
Projected 2022	535,651	482,423	53,228		1.1



Reviewer: Ashley Adams  
Date: January 8, 2019  
Loan Number: F19-018

**KENTUCKY INFRASTRUCTURE AUTHORITY  
DRINKING WATER STATE REVOLVING FUND (FUND F)  
GREEN-TAYLOR WATER DISTRICT, GREEN COUNTY  
PROJECT REVIEW  
WX21087022**

**I. PROJECT DESCRIPTION**

The Green-Taylor Water District is requesting a Fund F loan in the amount of \$564,600 for the Distribution Upgrades project. The primary goal of this project is to improve water service and quality to the entire system served by Green-Taylor Water District. The District is currently struggling to keep their disinfectant byproducts within regulated standards due to elevated levels received from one of their current suppliers among other issues.

This project will add mixing stations to the Mell Ridge, Pierce, Sandy Y, and Summersville tanks in order to help remedy issues with stagnant water, high levels of disinfection byproducts, and inconsistent contact time resulting in varying levels of disinfectant throughout the distribution system. There will also be rehabilitation of four pump stations including Donansburg, Exie, Mac-Pittman, and Pikeview pump stations. Rehab of the stations will include the installation of new Variable Frequency Drive (VFD) controls to help improve energy efficiency.

In addition to the above-mentioned system improvements, the District will construct an interconnect with the Adair County Water District which will allow for another source of water on the Southern side of Green County along Highway 1913.

Green-Taylor Water District is a PSC regulated regional provider currently serving nearly 5,000 residents and businesses mainly in Green and Taylor counties. The District purchases approximately 350 MG of water annually from three providers including Campbellsville Municipal Water & Sewer System, Green River Valley Water District, and the Greensburg Water Department.

**II. PROJECT BUDGET**

	<b>Total</b>
Legal Expenses	5,000
Planning	5,000
Engineering Fees - Design	36,530
Engineering Fees - Construction	9,130
Engineering Fees - Inspection	33,740
Construction	432,000
Contingency	43,200
<b>Total</b>	<b>\$ 564,600</b>

### III. PROJECT FUNDING

	<b>Amount</b>	<b>%</b>
Fund F Loan	\$ 564,600	100%
<b>Total</b>	<b>\$ 564,600</b>	<b>100%</b>

### IV. KIA DEBT SERVICE

Construction Loan	\$ 564,600
Less: Principal Forgiveness	0
Amortized Loan Amount	\$ 564,600
Interest Rate	2%
Loan Term (Years)	20
Estimated Annual Debt Service	\$ 34,390
Administrative Fee (0.25%)	1,412
<b>Total Estimated Annual Debt Service</b>	<b>\$ 35,802</b>

### V. PROJECT SCHEDULE

<b>Bid Opening</b>	February 2019
<b>Construction Start</b>	March 2019
<b>Construction Stop</b>	September 2019

### VI. CUSTOMER COMPOSITION AND RATE STRUCTURE

#### A) Customers

	<b>Current</b>
Residential	4,941
Commercial	72
<b>Total</b>	<b>5,013</b>

#### B) Rates

	<b>Current</b>	<b>Prior</b>	<b>Prior</b>
Date of Last Rate Increase	08/17/18	12/01/10	08/01/08
Minimum (2,000 Gallons)	\$22.21	\$20.40	\$16.80
Next 3,000 Gallons	9.26	8.50	6.95
Next 5,000 Gallons	7.40	6.80	5.50
Over 10,000 Gallons	4.71	4.33	3.40
<b>Cost for 4,000 gallons</b>	<b>\$40.73</b>	<b>\$37.40</b>	<b>\$30.70</b>
Increase %	9%	22%	
Affordability Index (Rate/MHI)	1.3%	1.2%	

## **VII. DEMOGRAPHICS**

Based on current Census data from the American Community Survey 5-Year Estimate 2012-2016, the Utility's service area population was 11,334 with a Median Household Income (MHI) of \$37,272. The median household income for the Commonwealth is \$44,811. The project will qualify for a 2% interest rate based on their regional provider status and work being done to assuage an Agreed Order.

Year	Population		County	% Change	County Unemployment	
	City	% Change			Date	Rate
1980	2,377		11,043		June 2005	6.2%
1990	1,990	-16.3%	10,371	-6.1%	June 2010	12.0%
2000	2,396	20.4%	11,518	11.1%	June 2015	7.2%
2010	2,163	-9.7%	11,258	-2.3%	June 2018	4.9%
Current	2,243	3.7%	11,123	-1.2%		
Cumulative %		-5.6%		0.7%		

## **VIII. 2018 CAPITALIZATION GRANT EQUIVALENCIES**

- 1) Green Project Reserve - The Drinking Water capitalization grant does not contain a "green" requirement.
- 2) Additional Subsidization – This project does not qualify for additional subsidization.

## **IX. FINANCIAL ANALYSIS**

Financial information was obtained from the audited financial statements for the years ended December 31, 2015 through December 31, 2017. The non-cash impact of GASB 68, Accounting and Financial Reporting for Pensions, has been removed from fiscal 2015, 2016, and 2017 operating expenses. Percentage references in the History section below are based on whole dollar amounts and not the rounded amounts presented.

### **HISTORY**

Revenues increased 3.3% from \$2.3 million in 2015 to \$2.4 million in 2017. Operating expenses decreased 4.1% from \$1.9 million to \$1.8 million during the same time period. The debt coverage ratio was 1.1 in 2015, 1.3 in 2016, and 1.4 in 2017.

The 2017 balance sheet reflects a current ratio of 5.1, a debt to equity ratio of 0.6, 69.1 days sales in accounts receivable, and 4.1 months operating expenses in unrestricted cash.

## PROJECTIONS

Projections are based on the following assumptions:

- 1) Revenues will increase 9% in 2019 as a result of a rate increase approved by PSC on August 17, 2018.
- 2) Operating expenses will increase 2% for inflation.
- 3) Debt service for both this loan and a previously approved KIA Loan (F18-005) has been considered in this analysis.
- 4) Debt service coverage is 1.3 in 2020 when principal and interest repayments begin.

Based on the pro forma assumptions, the utility shows adequate cash flow to repay the KIA Fund F loan.

## REPLACEMENT RESERVE

The replacement reserve will be 5% (\$28,000 total) of the final amount borrowed (prior to principal forgiveness, if any) to be funded annually (\$1,400 yearly) each December 1 for 20 years and maintained for the life of the loan.

## X. DEBT OBLIGATIONS

	<b>Outstanding</b>	<b>Maturity</b>
1979 Revenue Bond	\$ 75,000	2019
1994 Revenue Bond	312,000	2034
1995 Revenue Bond	473,000	2035
2001 Revenue Bond	205,000	2041
2004 Series A Revenue Bond	568,000	2044
2004 Series B Revenue Bond	248,000	2044
2004 Refinance Bonds	1,487,000	2027
Bank Loan (Capital Purchases)	53,619	2021
KIA Loan F18-005 (i/a/o \$1,842,071)	-	TBD
<b>Total</b>	<b>\$ 3,421,619</b>	

## XI. CONTACTS

<b>Legal Applicant</b>	
Entity Name	Green-Taylor Water District
Authorized Official	Bill Netherlands (Chairman)
County	Green
Email	josh.pedigo.greentaylorwater@hotmail.com
Phone	270-932-4947
Address	PO Box 168 Greensburg, KY 42743

**Applicant Contact**

Name	Josh Pedigo
Organization	Green-Taylor Water District
Email	josh.pedigo.greentaylorwater@hotmail.com
Phone	270-932-4947
Address	250 Industrial Park Rd Greensburg, KY 42743

**Project Administrator**

Name	Adam Scott
Organization	Cann-Tech, LLC
Email	ascott@kih.net
Phone	502-859-0907
Address	1100 Glensboro Rd Lawrenceburg, KY 40342

**Consulting Engineer**

PE Name	Matt Baker
Firm Name	Cann-Tech, LLC
Email	mbaker@kih.net
Phone	502-859-0907
Address	1100 Glensboro Rd Lawrenceburg, KY 40342

**XII. RECOMMENDATIONS**

KIA staff recommends approval of the loan with the standard conditions.

**GREEN-TAYLOR WATER DISTRICT**  
**FINANCIAL SUMMARY (DECEMBER YEAR END)**

	<b>Audited 2015</b>	<b>Audited 2016</b>	<b>Audited 2017</b>	<b>Projected 2018</b>	<b>Projected 2019</b>	<b>Projected 2020</b>	<b>Projected 2021</b>	<b>Projected 2022</b>
<b>Balance Sheet</b>								
<b>Assets</b>								
Current Assets	1,062,218	1,343,863	1,224,494	1,269,681	1,358,872	1,383,521	1,402,459	1,455,687
Other Assets	11,858,101	11,782,360	12,223,681	14,033,044	13,955,776	13,714,344	13,450,065	13,110,034
Total	12,920,319	13,126,223	13,448,175	15,302,725	15,314,648	15,097,865	14,852,524	14,565,721
<b>Liabilities &amp; Equity</b>								
Current Liabilities	227,206	252,075	242,302	244,195	246,540	248,993	251,411	239,705
Long Term Liabilities	4,664,472	4,631,262	4,585,113	6,255,737	6,025,002	5,822,414	5,609,008	5,620,508
Total Liabilities	4,891,678	4,883,337	4,827,415	6,499,932	6,271,542	6,071,407	5,860,419	5,860,213
Net Assets	8,028,641	8,242,886	8,620,760	8,802,793	9,043,106	9,026,458	8,992,105	8,705,508
<b>Cash Flow</b>								
Revenues	2,313,573	2,349,976	2,389,718	2,475,056	2,599,009	2,599,009	2,599,009	2,599,009
Operating Expenses	1,973,527	1,928,351	1,892,138	1,929,981	1,968,581	2,014,253	2,054,412	2,095,374
Other Income	30,008	36,188	32,016	32,016	32,016	32,016	32,016	32,016
Cash Flow Before Debt Service	370,054	457,813	529,596	577,091	662,444	616,772	576,613	535,651
<b>Debt Service</b>								
Existing Debt Service	348,498	352,823	365,685	371,351	333,990	457,722	446,121	446,621
Proposed KIA Loan	0	0	0	0	0	35,802	35,802	35,802
Total Debt Service	348,498	352,823	365,685	371,351	333,990	493,524	481,923	482,423
Cash Flow After Debt Service	21,556	104,990	163,911	205,740	328,454	123,248	94,690	53,228
<b>Ratios</b>								
Current Ratio	4.7	5.3	5.1	5.2	5.5	5.6	5.6	6.1
Debt to Equity	0.6	0.6	0.6	0.7	0.7	0.7	0.7	0.7
Days Sales in Accounts Receivable	57.7	70.5	69.1	69.1	69.1	69.1	69.1	69.1
Months Operating Expenses in Unrestricted Cash	3.6	4.9	4.1	4.3	4.6	4.7	4.7	4.9
Debt Coverage Ratio	1.1	1.3	1.4	1.6	2.0	1.2	1.2	1.1

**A  
T  
T  
A  
C  
H  
M  
E  
N  
T**

**I.B.5.**

Page Left Blank  
for 2 Sided Printing



**A RESOLUTION AND ORDER OF THE BOARD OF DIRECTORS OF THE KENTUCKY INFRASTRUCTURE AUTHORITY AUTHORIZING ISSUANCE OF A CONDITIONAL COMMITMENT FOR A FEDERALLY ASSISTED DRINKING WATER REVOLVING FUND LOAN (F19-059) FOR AN AMOUNT UP TO \$760,280 TO THE CITY OF HARDINSBURG, BRECKINRIDGE COUNTY, KENTUCKY**

**WHEREAS**, the Kentucky Infrastructure Authority (the "Authority") has been duly created as a body corporate and politic constituting a public corporation and a governmental agency of the Commonwealth of Kentucky pursuant to Chapter 224A of the Kentucky Revised Statutes (the "Act"); and

**WHEREAS**, pursuant to the Act, the Authority is duly and legally authorized to make loans to Governmental Agencies for the purpose of providing funds for the construction and acquisition of sanitary sewer facilities, water facilities or other types of infrastructure, and in that regard, to enter into Assistance Agreements with such Governmental Agencies governing the provisions in respect of which such loans are to be made, the amounts thereof and the repayment provisions in respect thereto; and

**WHEREAS**, the Authority anticipates entering into an Assistance Agreement for a loan from the Authority's Federally Assisted Drinking Water Revolving Loan Program (Fund F) with the City of Hardinsburg, subject to final determination of amount when the factors involving such financing have been determined; and

**WHEREAS**, the Authority will, in the near future, authorize and issue a series of Infrastructure Authority Revenue Bonds for the purpose of funding loans to various governmental agencies, such series of Bonds to be known as Kentucky Infrastructure Authority Revenue Bonds with the appropriate Series designation; and

**WHEREAS**, the Authority wishes to establish terms and conditions on said Fund F loans prior to the issuance of Authority Revenue Bonds and recognizes that additional planning and design of the financed projects are required.

**NOW, THEREFORE, THE KENTUCKY INFRASTRUCTURE AUTHORITY, ACTING BY AND THROUGH ITS BOARD OF DIRECTORS AS ITS DULY AUTHORIZED AND EMPOWERED GOVERNING BODY, DOES HEREBY RESOLVE AND ORDER, AS FOLLOWS:**

Section 1. All statements of fact set forth in the preambles to this Resolution and Order are incorporated herein by reference, the same as if set forth verbatim. All such statements of fact are hereby declared to be true and accurate in all material respects.

Section 2. The Authority hereby authorizes the issuance of a conditional Federally Assisted Drinking Water Revolving Fund loan for an amount up to \$762,280 of project expense including capitalized interest for the loan term, to the City of Hardinsburg for the Harned Pump Station Replacement project. Such amounts are subject to adjustment by

further action of the Authority or may be adjusted by action of the Executive Director at the time of the issuance of bonds based on adjustment in project costs of not more than (10%) ten percent of the loan amount authorized by this resolution. Upon satisfaction of all conditions of the commitment, execution of an assistance agreement for this loan is authorized.

Section 3. The loan shall be repayable over 20 years at an interest rate of 2.00%. In addition to debt service, a 0.25% annual administration fee on the unpaid loan balance will be charged. From annual revenues, \$1,900 must be set aside in a borrower held replacement reserve each December 1 until the balance reaches \$38,000 and maintained for the life of the loan. These terms are subject to adjustment upon execution of the loan agreement, upon changes in the project conditions or determination that the project will require authority financing to be done on a taxable basis.

Section 4. This Resolution and Order shall be in full force and effect from and after its adoption at a properly held meeting of the Kentucky Infrastructure Authority this 8<sup>th</sup> day of January, 2019.

---

SANDRA DUNAHOO, CHAIR  
KENTUCKY INFRASTRUCTURE AUTHORITY

ATTEST:

---

MARGARET F. LINK, SECRETARY  
KENTUCKY INFRASTRUCTURE AUTHORITY

REVIEWED BY:

---

GREG B. LADD, GENERAL COUNSEL  
DEPARTMENT FOR LOCAL GOVERNMENT

MATTHEW G. BEVIN  
GOVERNOR



CHARLES G. SNAVELY  
SECRETARY

**ENERGY AND ENVIRONMENT CABINET**  
**DEPARTMENT FOR ENVIRONMENTAL PROTECTION**

ANTHONY R. HATTON  
COMMISSIONER

300 SOWER BOULEVARD  
FRANKFORT, KENTUCKY 40601

December 19, 2018

Donna McNeil, Executive Director  
Kentucky Infrastructure Authority  
1024 Capital Center Drive, Suite 340  
Frankfort, Kentucky 40601

Re: F19-059  
Hardinsburg Reverse Osmosis Plant PWS-423  
Activity ID: FGL20190003  
Project Name: Harned Pump Station Replacement

Dear Mrs. McNeil:


The Division of Water (DOW) hereby certifies that the City of Hardinsburg is eligible to receive \$760,280.00 from the Drinking Water State Revolving Fund. The DOW certifies that the project scope is consistent with the scope that was used to rank the project on the Intended Use Plan-Project Priority List.

The City of Hardinsburg's status relative to the Drinking Water State Revolving Fund General Conditions is provided below:

1. Project specific environmental information is expected to be submitted to DOW on January 31, 2019.
2. Plans and specifications are expected to be submitted to DOW on January 31, 2019.
3. Construction bids are expected to be opened on March 1, 2019.

Upon compliance with the general conditions, the DOW will issue a final project certification prior to authorizing the loan agreement. A preconstruction and project management conference with the DOW must be held prior to commencement of construction. If you have any questions concerning this letter, please contact Joel Murphy, Project Manager, at (502) 782-7024.

Sincerely,



Peter T. Goodman, Director  
Division of Water

PG/BG:jjm

c: Honorable Wayne Macy, City of Hardinsburg  
Holly Nicholas, Kentucky Engineering Group  
David Wakefield, City of Hardinsburg



<b>EXECUTIVE SUMMARY</b>		Reviewer		Meili Sun
<b>KENTUCKY INFRASTRUCTURE AUTHORITY</b>		Date		January 8, 2019
<b>FUND F, FEDERALLY ASSISTED DRINKING WATER</b>		KIA Loan Number		F19-059
<b>REVOLVING LOAN FUND</b>		WRIS Number		WX21027053
<b>BORROWER</b>		CITY OF HARDINSBURG BRECKINRIDGE COUNTY		
<b>BRIEF DESCRIPTION</b>				
The proposed project will replace an existing water booster pump station at Harned in the Hardinsburg Water System and will extend approximately 13,000 LF of 4" waterlines on Morton Brown Road and Brown's Hideaway Road to add about 60 unserved households to the system. The booster station is near the end of its useful life and often operates at maximum capacity during peak demand. The existing pumps will be replaced with newer and more efficient models.				
<b>PROJECT FINANCING</b>		<b>PROJECT BUDGET</b>		<b>RD Fee %    Actual %</b>
Fund F Loan	\$760,280	Administrative Expenses		\$17,395
		Eng - Design / Const	9.6%    8.9%	57,510
		Eng - Insp	6.6%    6.3%	40,400
		Construction		586,375
		Contingency		58,600
<b>TOTAL</b>	<b>\$760,280</b>	<b>TOTAL</b>		<b>\$760,280</b>
<b>REPAYMENT</b>	Rate	2.00%	Est. Annual Payment \$48,210	
	Term	20 Years	1st Payment	6 Mo. after first draw
<b>PROFESSIONAL SERVICES</b>	Engineer	Kentucky Engineering Group, PLLC		
	Bond Counsel	Dinsmore & Shohl, LLP		
<b>PROJECT SCHEDULE</b>	Bid Opening	Mar-19		
	Construction Start	May-19		
	Construction Stop	Dec-19		
<b>DEBT PER CUSTOMER</b>	Existing	\$3,458		
	Proposed	\$2,944		
<b>OTHER DEBT</b>		See Attached		
<b>RESIDENTIAL RATES</b>		<u>Users</u>	<u>Avg. Bill</u>	
	Current	5,903	\$35.24 (for 4,000 gallons)	
	Additional	60	\$35.24 (for 4,000 gallons)	
<b>REGIONAL COORDINATION</b> This project is consistent with regional planning recommendations.				
<b>CASHFLOW</b>	Cash Flow Before Debt Service	Debt Service	Cash Flow After Debt Service	Coverage Ratio
Audited 2015	1,503,880	1,388,494	115,386	1.1
Audited 2016	1,529,365	1,493,067	36,298	1.0
Audited 2017	1,579,204	1,679,623	(100,419)	0.9
Projected 2018	1,605,754	1,440,106	165,648	1.1
Projected 2019	1,664,359	1,439,825	224,534	1.2
Projected 2020	1,717,984	1,435,633	282,351	1.2
Projected 2021	1,744,902	1,490,677	254,225	1.2
Projected 2022	1,774,296	1,490,261	284,035	1.2

Reviewer: Meili Sun  
Date: January 8, 2019  
Loan Number: F19-059

**KENTUCKY INFRASTRUCTURE AUTHORITY  
DRINKING WATER STATE REVOLVING FUND (FUND F)  
CITY OF HARDINSBURG, BRECKINRIDGE COUNTY  
PROJECT REVIEW  
WX21027053**

**I. PROJECT DESCRIPTION**

The City of Hardinsburg is requesting a Fund F loan in the amount of \$760,280 for the Harned Pump Station Replacement project. The proposed project will replace an existing water booster pump station at Harned in the Hardinsburg Water System and will extend approximately 13,000 FL of 4" waterlines on Morton Brown Road and Brown's Hideaway Road to add about 60 unserved households to the System. The existing pumps will be replaced with newer and more efficient models.

The City of Hardinsburg supplies water to municipal customers within the City limits as well as Breckinridge County residents and wholesale finished water to the Cities of Cloverport and Irvington.

**II. PROJECT BUDGET**

	Total
Administrative Expenses	\$ 17,395
Engineering Fees – Design	46,000
Engineering Fees – Construction	11,510
Engineering Fees – Inspection	40,400
Construction	586,375
Contingency	58,600
<b>Total</b>	<b>\$ 760,280</b>

**III. PROJECT FUNDING**

	Amount	%
KIA Fund F Loan	<b>\$ 760,280</b>	<b>100%</b>

#### **IV. KIA DEBT SERVICE**

Construction Loan	\$	760,280
Interest Rate		2.00%
Loan Term (Years)		20
Estimated Annual Debt Service	\$	46,310
Administrative Fee (0.25%)		1,901
Total Estimated Annual Debt Service	\$	<b>48,211</b>

#### **V. PROJECT SCHEDULE**

Bid Opening	March 2019
Construction Start	May 2019
Construction Stop	December 2019

#### **VI. CUSTOMER COMPOSITION AND RATE STRUCTURE**

##### **A) Customers**

Customers	Current	Proposed	Total
Residential	5,491	60	5,551
Commercial	398		398
Institutional	7		7
Industrial	7		7
Total	5,903	60	5,963

##### **B) Rates**

	Current	Prior	Prior
Date of Last Rate Increase	07/01/18	07/01/17	07/01/16
Minimum 2,000 Gallons	\$17.04	\$16.56	\$16.22
Additional 1,000 Gallons	9.10	8.84	8.66
Cost for 4,000 gallons	\$35.24	\$34.24	\$33.54
Increase %	2.9%	2.1%	
Affordability Index (Rate/MHI)	0.95%	0.93%	0.91%

The City adopted a CPI clause in the 2014 rate ordinance to automatically adjust water rates annually based on the Consumer Price Index.

#### **VII. DEMOGRAPHICS**

Based on current Census data from the American Community Survey 5-Year Estimate 2012-2016, the Utility's service area population was 12,469 with a Median Household Income (MHI) of \$44,301. The median household income for the Commonwealth is \$44,811. The project will qualify for a 2.00% interest rate as its Median Household Income is below 100% but above 80% of the State average.

Year	Population		County	% Change	County Unemployment	
	City	% Change			Date	Rate
1980	2,211		16,861		June 2005	6.6%
1990	1,906	-13.8%	16,312	-3.3%	June 2010	12.4%
2000	2,345	23.0%	18,648	14.3%	June 2015	5.8%
2010	2,343	-0.1%	20,059	7.6%	June 2018	5.4%
Current	2,212	-5.6%	20,000	-0.3%		
Cumulative %		0.0%		18.6%		

## **VIII. 2018 CAPITALIZATION GRANT EQUIVALENCIES**

- 1) Green Project Reserve - The Drinking Water capitalization grant does not contain a “green” requirement.
- 2) Additional Subsidization – This project does not qualify for additional subsidization.

## **IX. FINANCIAL ANALYSIS**

Financial information was obtained from the audited financial statements for the years ended June 30, 2015 through June 30, 2017. The non-cash impact of GASB 68, Accounting and Financial Reporting for Pensions, has been removed from fiscal 2015, 2016, and 2017 operating expenses. Percentage references in the History section below are based on whole dollar amounts and not the rounded amounts presented.

### **HISTORY**

Water revenues increased 3.7% from \$3.14 million in 2015 to \$3.25 million in 2017 due to annual CPI increases while operating expenses increased 3.4% from \$1.70 million to \$1.76 million during the same period. The debt coverage ratio was 1.1, 1.0 in 2015 and 2016. In 2017, the ratio dropped to 0.9 because the City paid off an existing KIA loan (C89-023).

The balance sheet reflects a current ratio of 0.7, a debt to equity ratio of 1.5, 41.6 days sales in accounts receivable, and 3.8 months operating expenses in unrestricted cash.

### **PROJECTIONS**

Projections are based on the following assumptions:

- 1) Water revenues will grow 2% to 3% each year based on the Consumer Price Index.
- 2) The line extension will add 60 new customers to the system when the project is completed in 2020.
- 3) Expenses will increase 2% annually for general inflation.

- 4) The debt coverage ratio is 1.2 in 2021 when full year principal and interest repayments begin.

Based on the pro forma assumptions, the utility shows adequate cash flow to repay the KIA Fund F loan.

#### REPLACEMENT RESERVE

The replacement reserve will be 5% (\$38,000 total) of the final amount borrowed to be funded annually (\$1,900 yearly) each December 1 for 20 years and maintained for the life of the loan.

### X. DEBT OBLIGATIONS

	Outstanding	Maturity
2015 Refunding*	\$ 2,020,000	2033
2006A RD Loan	4,147,000	2045
2006B RD Loan	2,303,000	2045
2009 RD Loan	1,216,700	2048
2011 RD Loan	1,846,500	2051
KIA Loan B98-03*	14,581	2019
KIA Loan F00-03	155,084	2022
KIA Loan F05-03	2,419,817	2027
KIA Loan F07-10	1,344,396	2030
KIA Loan F11-01	2,125,523	2034
KIA Loan F09-03	2,685,404	2033
KIA Loan F14-014	552,997	2035
<b>Total</b>	<b>\$ 20,831,722</b>	

\* Includes portion of debt that is allocated to Wastewater Treatment Fund.

### XI. CONTACTS

<b>Legal Applicant</b>	
Name	City of Hardinsburg
Address	220 South Main Street, PO BOX 149 Hardinsburg, KY 40143
County	Breckinridge
Authorized Official	Wayne Macy, Mayor
Phone	(270) 756-2213
Email	rwmacy@yahoo.com



**Project Contact - Applicant**

Name	David Wakefield
Organization	City of Hardinsburg
Address	220 South Main Street, PO Box 149 Hardinsburg, KY 40143
Phone	(270) 756-9091
Email	David.wakefield@veoliawaterna.com

**Project Administrator**

Name	Holly Nicholas
Organization	Kentucky Engineering Group, PLLC
Address	PO Box 1034 Versailles, KY 40383
Phone	(859) 333-9742
Email	hnicholas@kyengr.com

**Consulting Engineer**

Name	James C Thompson
Firm	Kentucky Engineering Group, PLLC
Address	161 North Locust Street Versailles, KY 40383
Phone	(859) 251-4127
Email	jthompson@kyengr.com

**XII. RECOMMENDATIONS**

KIA staff recommends approval of the loan with the standard conditions.

**CITY OF HARDINSBURG**  
**FINANCIAL SUMMARY (JUNE YEAR END)**

	<b>Audited 2015</b>	<b>Audited 2016</b>	<b>Audited 2017</b>	<b>Projected 2018</b>	<b>Projected 2019</b>	<b>Projected 2020</b>	<b>Projected 2021</b>	<b>Projected 2022</b>
<b>Balance Sheet</b>								
<b>Assets</b>								
Current Assets	703,551	817,712	934,446	974,575	1,030,281	1,097,051	1,155,396	1,219,903
Other Assets	36,048,008	35,836,705	34,608,175	33,532,564	32,569,569	31,633,821	31,437,751	30,505,250
Total	<u>36,751,559</u>	<u>36,654,417</u>	<u>35,542,621</u>	<u>34,507,139</u>	<u>33,599,850</u>	<u>32,730,872</u>	<u>32,593,148</u>	<u>31,725,153</u>
<b>Liabilities &amp; Equity</b>								
Current Liabilities	1,206,288	1,712,758	1,426,716	1,450,970	1,468,154	1,493,844	1,515,856	1,476,146
Long Term Liabilities	21,988,832	21,000,502	20,145,873	19,158,748	18,186,934	17,190,331	16,932,996	15,956,091
Total Liabilities	<u>23,195,120</u>	<u>22,713,260</u>	<u>21,572,589</u>	<u>20,609,718</u>	<u>19,655,089</u>	<u>18,684,175</u>	<u>18,448,852</u>	<u>17,432,237</u>
Net Assets	<u>13,556,439</u>	<u>13,941,157</u>	<u>13,970,032</u>	<u>13,897,421</u>	<u>13,944,762</u>	<u>14,046,697</u>	<u>14,144,296</u>	<u>14,292,916</u>
<b>Cash Flow</b>								
Revenues	3,135,240	3,155,381	3,251,530	3,313,342	3,407,914	3,498,226	3,564,464	3,632,027
Operating Expenses	1,704,756	1,702,786	1,763,102	1,798,364	1,834,331	1,871,018	1,910,338	1,948,507
Other Income	73,396	76,770	90,776	90,776	90,776	90,776	90,776	90,776
Cash Flow Before Debt Service	<u>1,503,880</u>	<u>1,529,365</u>	<u>1,579,204</u>	<u>1,605,754</u>	<u>1,664,359</u>	<u>1,717,984</u>	<u>1,744,902</u>	<u>1,774,296</u>
<b>Debt Service</b>								
Existing Debt Service	1,388,494	1,493,067	1,679,623	1,440,106	1,439,825	1,435,633	1,442,467	1,442,051
Proposed KIA Loan	0	0	0	0	0	0	48,210	48,210
Total Debt Service	<u>1,388,494</u>	<u>1,493,067</u>	<u>1,679,623</u>	<u>1,440,106</u>	<u>1,439,825</u>	<u>1,435,633</u>	<u>1,490,677</u>	<u>1,490,261</u>
Cash Flow After Debt Service	<u>115,386</u>	<u>36,298</u>	<u>(100,419)</u>	<u>165,648</u>	<u>224,534</u>	<u>282,351</u>	<u>254,225</u>	<u>284,035</u>
<b>Ratios</b>								
Current Ratio	0.6	0.5	0.7	0.7	0.7	0.7	0.8	0.8
Debt to Equity	1.7	1.6	1.5	1.5	1.4	1.3	1.3	1.2
Days Sales in Accounts Receivable	32.1	30.7	41.6	41.6	41.6	41.6	41.6	41.6
Months Operating Expenses in Unrestricted Cash	2.9	3.9	3.8	4.0	4.2	4.5	4.7	4.9
Debt Coverage Ratio	1.1	1.0	0.9	1.1	1.2	1.2	1.2	1.2

**A  
T  
T  
A  
C  
H  
M  
E  
N  
T**

**I.B.6.**

Page Left Blank  
for 2 Sided Printing

**A RESOLUTION OF THE KENTUCKY INFRASTRUCTURE AUTHORITY  
AUTHORIZING AND APPROVING THE ISSUANCE OF OBLIGATIONS OF  
THE KENTUCKY INFRASTRUCTURE AUTHORITY TO REIMBURSE  
CAPITAL EXPENDITURES MADE BY GOVERNMENTAL AGENCIES  
PURSUANT TO LOANS MADE BY THE KENTUCKY INFRASTRUCTURE  
AUTHORITY TO SUCH GOVERNMENTAL AGENCIES**

**WHEREAS**, the Board of Directors of the Kentucky Infrastructure Authority (the "Authority") has heretofore approved the undertaking of the projects described in further detail in Exhibit A (collectively, the "Project"); and

**WHEREAS**, the Authority anticipates making loans to governmental agencies pursuant to the provisions of Chapter 224A of the Kentucky Revised Statutes (the "Act") for the Project and the governmental agencies may be expected to pay and/or incur costs with respect to the Project ("Prior Capital Expenditures") on or after the date of this resolution and prior to the issuance of the obligations (the "Obligations") which will finance the Project.

**NOW, THEREFORE BE IT RESOLVED** by the Board of Directors of the Kentucky Infrastructure Authority as follows:

**Section 1.** The Board of Directors hereby approves the use of the Obligations to finance the costs of the Project in the maximum principal amount set forth in Exhibit A plus costs of issuance related thereto and amounts required to fund a debt service reserve, if any, and declares its intent that any Prior Capital Expenditures made by the governmental agencies pursuant to loans made by the Authority will be made in anticipation of the issuance of such Obligations to reimburse said Prior Capital Expenditures. This declaration is made pursuant to Treas. Reg. §1.150-2.

**Section 2.** The Executive Director and Treasurer of the Authority are hereby authorized and directed to reimburse, not later than eighteen months after the later of (i) the date of the expenditure or (ii) the date the item was placed in service, but in any event not later than three years after the original expenditure, only those Prior Capital Expenditures made with respect to assets having a reasonably expected economic life of at least one year, and in addition, eligible preliminary expenditures paid and incurred prior to commencement of the Project.

**Section 3.** The Authority finds and determines that, consistent with the Authority's budgetary and financial circumstances, it does not have funds currently available and does not expect to have funds available in the future that may be allocated on a long-term basis, other than the proceeds of the Obligations, to finance the Prior Capital Expenditures.

**Section 4.** The Authority hereby directs the Executive Director, Secretary, and Treasurer to take the following action at the time the Prior Capital Expenditures are reimbursed from proceeds of the Obligations: (i) evidence the reimbursement on the books and records maintained with respect to the Obligations, and (ii) identify either the actual prior expenditure to be reimbursed or, in the case of reimbursement of a fund or account, the fund or account from which the expenditure was paid.

**Section 5.** The books, records and proceedings of the Authority with respect to this resolution shall be made reasonably available by the Authority for its inspection by the general public at the Authority's administrative office every business day during normal business hours commencing no later than 30 days after the passage of this resolution. Said books, record and proceedings of the Authority with respect to this resolution will continue to be reasonably available to the general public until the date of issuance of the Obligations.

**Section 6.** This Resolution shall be in full force and effect from and after its adoption. Passed and adopted this 8<sup>th</sup> day of January, 2019.

---

DONNA MCNEIL, EXECUTIVE DIRECTOR  
KENTUCKY INFRASTRUCTURE AUTHORITY

ATTEST:

---

MARGARET F. LINK, SECRETARY  
KENTUCKY INFRASTRUCTURE AUTHORITY

REVIEWED BY:

---

GREG B. LADD, GENERAL COUNSEL  
DEPARTMENT FOR LOCAL GOVERNMENT

**EXHIBIT A**

<b><u>APPLICANT</u></b>	<b><u>LOAN #</u></b>	<b><u>AMOUNT</u></b>	<b><u>LOAN TOTAL</u></b>
City of Lancaster	A19-011	\$ 324,000	\$ 324,000
City of Irvine F/B/O Irvine Municipal Utilities (Increase)	F17-006	\$ 1,200,000	\$ 6,932,000
City of Burnside	F19-005	\$ 2,227,000	\$ 2,227,000
Green-Taylor Water District	F19-018	\$ 564,600	\$ 564,600
City of Hardinsburg	F19-059	\$ 760,280	\$ 760,280

Page Left Blank  
for 2 Sided Printing



**FUNDS A, A2, B, B1, B2, C, F, F2**

**Kentucky Infrastructure Authority**  
**Funds Availability**  
**December 31, 2018**

Description	Fund A (Clean Water SRF)	Fund F (Drinking Water SRF)	Fund B (Infrastructure Revolving Fund)	Fund C (Governmental Agencies Program)
<b>Funds Availability</b>				
Funds Available to Commit (1)	\$0	\$4,000,000	\$0	\$0

(1) Net of pending applications. Funds A (projected \$72M 2019 commitments) and F (projected \$50M 2019 commitments) assume all funds available will be committed during the year. Funds B and C have pending commitments to consume current lending capacity.

<p align="center"><b>KENTUCKY INFRASTRUCTURE AUTHORITY</b>  <b>FEDERALLY ASSISTED WASTEWATER REVOLVING LOAN FUND ---- (FUND A)</b></p>
--

**AVAILABLE FUNDS FFY 1989:**

FEDERAL TITLE VI GRANT FUNDS	\$33,237,382
UNUSED TITLE II GRANT FUNDS	\$5,873,998
BOND PROCEEDS (20%)	\$7,822,276
ADMINISTRATION (4%)	(\$1,564,455)
NET 89 SRF FUNDS	<u>\$45,369,201</u>

**AVAILABLE FUNDS FFY 1990:**

FEDERAL TITLE VI GRANT FUNDS	\$17,798,449
BOND PROCEEDS (20%)	\$3,559,690
ADMINISTRATION (4%)	(\$711,938)
NET 90 SRF FUNDS	<u>\$20,646,201</u>

**AVAILABLE FUNDS FFY 1991:**

FEDERAL TITLE VI GRANT FUNDS	\$31,258,282
BOND PROCEEDS (20%)	\$6,251,656
ADMINISTRATION (4%)	(\$1,250,331)
NET 91 SRF FUNDS	<u>\$36,259,607</u>

**AVAILABLE FUNDS FFY 1992:**

FEDERAL TITLE VI GRANT FUNDS	\$25,429,111
BOND PROCEEDS (20%)	\$5,085,822
ADMINISTRATION (4%)	(\$1,017,164)
NET 92 SRF FUNDS	<u>\$29,497,769</u>

**AVAILABLE FUNDS FFY 1993:**

FEDERAL TITLE VI GRANT FUNDS	\$24,462,603
BOND PROCEEDS (20%)	\$4,892,521
ADMINISTRATION (4%)	(\$978,504)
NET 93 SRF FUNDS	<u>\$28,376,620</u>

**AVAILABLE FUNDS FFY 1994:**

FEDERAL TITLE VI GRANT FUNDS	\$15,178,779
BOND PROCEEDS (20%)	\$3,035,756
ADMINISTRATION (4%)	(\$607,151)
NET 94 SRF FUNDS	<u>\$17,607,384</u>

**AVAILABLE FUNDS FFY 1995:**

FEDERAL TITLE VI GRANT FUNDS	\$15,676,353
BOND PROCEEDS (20%)	\$3,135,271
ADMINISTRATION (4%)	(\$627,054)
NET 95 SRF FUNDS	<u>\$18,184,570</u>

**AVAILABLE FUNDS FFY 1996:**

FEDERAL TITLE VI GRANT FUNDS	\$25,678,432
BOND PROCEEDS (20%)	\$5,135,686
ADMINISTRATION (4%)	(\$1,027,137)
NET 96 SRF FUNDS	<u>\$29,786,981</u>

**ADDITIONAL FUNDS FFY 1997:**

FEDERAL TITLE VI GRANT FUNDS	\$7,912,200
BOND PROCEEDS (20%)	\$1,582,440
ADMINISTRATION (4%)	(\$316,488)
NET ADD'L 97 SRF FUNDS	<u>\$9,178,152</u>

**AVAILABLE FUNDS FFY 1998:**

FEDERAL TITLE VI GRANT FUNDS	\$17,138,187
BOND PROCEEDS (20%)	\$3,427,637
ADMINISTRATION (4%)	(\$685,527)
NET 98 SRF FUNDS	<u>\$19,880,297</u>

**AVAILABLE FUNDS FFY 1999:**

FEDERAL TITLE VI GRANT FUNDS	\$17,139,573
BOND PROCEEDS (20%)	\$3,427,914
ADMINISTRATION (4%)	(\$685,582)
NET 98 SRF FUNDS	<u>\$19,881,905</u>

**AVAILABLE FUNDS FFY 2000:**

FEDERAL TITLE VI GRANT FUNDS	\$17,081,460
BOND PROCEEDS (20%)	\$3,416,292
ADMINISTRATION (4%)	(\$683,258)
NET 00 SRF FUNDS	<u>\$19,814,494</u>

**AVAILABLE FUNDS FFY2005:**

FEDERAL TITLE VI GRANT FUNDS	\$13,714,668
BOND PROCEEDS (20%)	\$2,742,934
ADMINISTRATION (4%)	(\$548,586)
NET 05 SRF FUNDS	<u>\$15,909,016</u>

**AVAILABLE FUNDS FFY2006:**

FEDERAL TITLE VI GRANT FUNDS	\$11,145,123
BOND PROCEEDS (20%)	\$2,229,025
ADMINISTRATION (4%)	(\$445,804)
NET 06 SRF FUNDS	<u>\$12,928,344</u>

**AVAILABLE FUNDS FFY2007:**

FEDERAL TITLE VI GRANT FUNDS	\$13,621,905
BOND PROCEEDS (20%)	\$2,724,381
ADMINISTRATION (4%)	(\$544,876)
NET 07 SRF FUNDS	<u>\$15,801,410</u>

**AVAILABLE FUNDS FFY2008:**

FEDERAL TITLE VI GRANT FUNDS	\$8,648,100
BOND PROCEEDS (20%)	\$1,729,620
ADMINISTRATION (4%)	(\$345,924)
NET 08 SRF FUNDS	<u>\$10,031,796</u>

**AVAILABLE FUNDS FFY2009:**

FEDERAL TITLE VI GRANT FUNDS	\$8,648,100
BOND PROCEEDS (20%)	\$1,729,620
ADMINISTRATION (4%)	(\$345,924)
NET 09 SRF FUNDS	<u>\$10,031,796</u>

**AVAILABLE FUNDS FFY2010:**

FEDERAL TITLE VI GRANT FUNDS	\$25,932,000
BOND PROCEEDS (20%)	\$5,186,400
ADMINISTRATION (4%)	(\$1,037,280)
NET 10 SRF FUNDS	<u>\$30,081,120</u>

**AVAILABLE FUNDS FFY2011:**

FEDERAL TITLE VI GRANT FUNDS	\$18,794,000
BOND PROCEEDS (20%)	\$3,758,800
ADMINISTRATION (4%)	(\$751,760)
NET 11 SRF FUNDS	<u>\$21,801,040</u>

**AVAILABLE FUNDS FFY2012:**

FEDERAL TITLE VI GRANT FUNDS	\$17,987,000
BOND PROCEEDS (20%)	\$3,597,400
ADMINISTRATION (4%)	(\$719,480)
NET 12 SRF FUNDS	<u>\$20,864,920</u>

**AVAILABLE FUNDS FFY2013:**

FEDERAL TITLE VI GRANT FUNDS	\$16,992,000
BOND PROCEEDS (20%)	\$3,398,400
ADMINISTRATION (4%)	(\$679,680)
NET 13 SRF FUNDS	<u>\$19,710,720</u>

**AVAILABLE FUNDS FFY2014:**

FEDERAL TITLE VI GRANT FUNDS	\$17,845,000
BOND PROCEEDS (20%)	\$3,569,000
ADMINISTRATION (4%)	(\$713,800)
NET 14 SRF FUNDS	<u>\$20,700,200</u>

**AVAILABLE FUNDS FFY2015:**

FEDERAL TITLE VI GRANT FUNDS	\$17,754,000
BOND PROCEEDS (20%)	\$3,550,800
ADMINISTRATION (4%)	(\$710,160)
NET 15 SRF FUNDS	<u>\$20,594,640</u>

**AVAILABLE FUNDS FFY2016:**

FEDERAL TITLE VI GRANT FUNDS	\$17,005,000
BOND PROCEEDS (20%)	\$3,401,000
ADMINISTRATION (4%)	(\$680,200)
NET 16 SRF FUNDS	<u>\$19,725,800</u>

**AVAILABLE FUNDS FFY 2001:**

FEDERAL TITLE VI GRANT FUNDS	\$16,929,594
BOND PROCEEDS (20%)	\$3,385,919
ADMINISTRATION (4%)	(\$677,184)
NET 01 SRF FUNDS	<u>\$19,638,329</u>

**AVAILABLE FUNDS FFY 2002:**

FEDERAL TITLE VI GRANT FUNDS	\$16,967,313
BOND PROCEEDS (20%)	\$3,393,463
ADMINISTRATION (4%)	(\$678,692)
NET 02 SRF FUNDS	<u>\$19,682,084</u>

**AVAILABLE FUNDS FFY2003:**

FEDERAL TITLE VI GRANT FUNDS	\$16,857,027
BOND PROCEEDS (20%)	\$3,371,405
ADMINISTRATION (4%)	(\$674,281)
NET 03 SRF FUNDS	<u>\$19,554,151</u>

**AVAILABLE FUNDS FFY2004:**

FEDERAL TITLE VI GRANT FUNDS	\$16,867,224
BOND PROCEEDS (20%)	\$3,373,445
ADMINISTRATION (4%)	(\$674,688)
NET 04 SRF FUNDS	<u>\$19,565,981</u>

<b>NET FY 97 - CURRENT SRF FUNDS</b>	<u><b>\$591,104,528</b></u>
<b>CURRENT REVOLV/SURPL FUND BAL</b>	<u><b>\$143,755,585</b></u>
<b>LEVERAGE FUND BALANCE</b>	<u><b>\$0</b></u>

	<b>TOTAL PROJECT AMOUNT</b>	<b>KIA LOAN AMOUNT</b>	<b>DATE APPROVED</b>	
<b>PROJECTS APPROVED IN SFY 1989:</b>				
1 PIKEVILLE, CITY OF (1)	\$3,047,285	\$3,199,217 (c)	05-03-89	(AMD. 11-19-90 & 9-16-91)
2 MANCHESTER, CITY OF	\$4,451,803	\$2,209,119 (c)	5-03-89	
3 JENKINS, CITY OF	\$2,724,307	\$1,654,780 (c)	5-03-89	
<b>TOTALS</b>	<u><b>\$10,223,395</b></u>	<u><b>\$7,063,116</b></u>		
4 MT. WASHINGTON, CITY OF	\$1,957,322	\$908,187 (c)	8-07-89	
5 MAYFIELD, CITY OF	\$4,067,194	\$3,425,343 (c)	8-07-89	(AMD. 8-16-90)
6 DANVILLE, CITY OF	\$634,900	\$418,055 (c)	8-07-89; 70/7/04	Assumed from Perryville
7 JACKSON, CITY OF (1)	\$3,241,350	\$1,606,068 (c)	9-27-89	(AMD. 11-12-92)
8 SOUTH SHORE, CITY OF	\$2,982,085	\$2,031,315 (c)	12-13-89	(AMD. 6-20-91)
<b>TOTALS</b>	<u><b>\$12,882,851</b></u>	<u><b>\$8,388,968</b></u>		
<b>PROJECTS APPROVED IN SFY 1991:</b>				
9 LEWISBURG, CITY OF	\$751,974	\$667,388 (c)	8-16-90	
10 PROVIDENCE, CITY OF (1)	\$3,803,625	\$2,828,680 (c)	8-16-90	
11 PROVIDENCE, CITY OF (2)	\$820,069	\$820,069 (c)	8-16-90	
12 CAMPTON, CITY OF	\$669,615	\$367,641 (c)	8-16-90	(AMD. 11-19-90)
13 BOWLING GREEN, CITY OF (1)	\$9,459,163	\$6,570,011 (c)	11-19-90	
14 BOWLING GREEN, CITY OF (2)	\$2,616,756	\$2,616,756 (c)	11-19-90	
15 ELIZABETHTOWN, CITY OF	\$9,851,000	\$9,226,158 (c)	1-31-91	
16 PINEVILLE, CITY OF (1)	\$3,169,900	\$2,293,544 (c)	3-28-91	(AMD. 11-12-92 & 12-1-93)
17 BUTLER, CITY OF	\$373,850	\$187,950 (c)	3-28-91	
18 LONDON, CITY OF	\$7,148,495	\$6,305,753 (c)	6-20-91	
<b>TOTALS</b>	<u><b>\$38,664,447</b></u>	<u><b>\$31,883,950</b></u>		
<b>PROJECTS APPROVED IN SFY 1992:</b>				
19 BOYD COUNTY FISCAL COURT	\$3,789,000	\$2,237,342 (c)	7-24-91	
20 WILLIAMSBURG, CITY OF	\$1,024,110	\$931,344 (c)	9-16-91	
21 GREENUP, CITY OF	\$453,800	\$442,739 (c)	9-16-91	(AMD. 1-23-93)
22 GEORGETOWN, CITY OF	\$6,009,300	\$6,119,705 (c)	9-16-91	
23 STANFORD, CITY OF	\$1,177,312	\$685,289 (c)	9-16-91	
24 HICKMAN, CITY OF	\$2,641,171	\$1,779,494 (c)	9-18-91	(AMD. 11-12-92)
25 BRANDENBURG, CITY OF	\$2,091,294	\$1,802,290 (c)	11-01-91	(AMD. 5-13-92)
26 MIDDLESBORO, CITY OF	\$832,085	\$175,785 (c)	11-01-91	
27 CAMPBELL/KENTON S.D. (MELBOURNE)	\$1,196,365	\$773,156 (c)	11-01-91	(AMD. 9-10-92)
28 MURRAY, CITY OF	\$5,121,690	\$5,161,272 (c)	11-01-91	
29 CUMBERLAND, CITY OF	\$1,366,700	\$680,417 (c)	12-04-91	
30 WHEELWRIGHT, CITY OF	\$971,000	\$361,675 (c)	12-04-91	
31 EMINENCE, CITY OF	\$4,071,300	\$1,328,600 (c)	2-25-92	(REAP. 2-16-94)
32 PADUCAH-MCCRACKEN JOINT SEWER AGENCY	\$1,889,950	\$1,495,501 (c)	5-13-92	(ASSUMED FROM REIDLAND)
33 FLEMINGSBURG, CITY OF	\$1,128,194	\$1,142,183 (c)	5-13-92	
34 WEBSTER COUNTY FISCAL COURT	\$3,211,937	\$2,378,237 (c)	5-13-92	(REAP. 9-27-94)
<b>TOTALS</b>	<u><b>\$36,975,208</b></u>	<u><b>\$27,495,029</b></u>		

		TOTAL PROJECT AMOUNT	KIA LOAN AMOUNT	DATE APPROVED	
<b>PROJECTS APPROVED IN SFY 1993:</b>					
35	FRANKLIN, CITY OF (1)	\$497,979	\$497,979 (c)	9-10-92	AMD.
36	CORINTH, CITY OF	\$1,089,866	\$200,766 (c)	11-12-92	
37	PLEASUREVILLE, CITY OF	\$2,976,200	\$785,200 (c)	11-12-92	(AMD. 3-31-95)
38	HOPKINSVILLE, CITY OF (1)	\$9,845,968	\$9,693,741 (c)	12-17-92	(AMD. 9-1-94)
39	MARTIN, CITY OF	\$2,295,847	\$579,212 (c)	12-17-92	
40	OLIVE HILL, CITY OF	\$3,245,120	\$2,426,003 (c)	01-29-93	(AMD 10/6/05)
41	NICHOLASVILLE PUBLIC UTILITIES	\$16,340,413	\$15,740,449 (c)	05-05-93	(REAP. 3-31-95)(AMD.12-18-98)
<b>TOTALS</b>		<b>\$36,291,393</b>	<b>\$29,923,350</b>		
<b>PROJECTS APPROVED IN SFY 1994:</b>					
42	PINEVILLE, CITY OF (2)	\$940,000	\$418,542 (c)	07-07-93	(REAP. 3-31-95)
43	IRVINE, CITY OF	\$2,883,563	\$1,658,248 (c)	08-31-93	(REAP. 3-31-95 & AMD. 8-29-96)
44	BENHAM, CITY OF	\$1,916,066	\$853,191 (c)	08-31-93	(REAP. 3-31-95)
45	PRINCETON, CITY OF (Part 1)	\$3,722,362	\$2,365,520 (c)	12-01-93	(REAP. 5-30-95)
46	PRINCETON, CITY OF (Part 2)	\$1,045,618	\$597,712 (c)	12-01-93	(REAP. 5-30-95)
47	HOPKINSVILLE, CITY OF	\$885,720	\$646,748 (c)	02-16-94; 4-7-11	(REAP. 8-30-95) Assumed from Crofton (AMD.5-30-95)(AMD.7-13-98)
48	LEDBETTER SANITATION DISTRICT #1	\$4,767,980	\$3,624,359 (c)	05-11-94	
49	HAZARD, CITY OF	\$7,746,540	\$6,511,067 (c)	05-11-94	
50	SHELBY COUNTY SANITATION DISTRICT #1	\$2,100,000	\$1,402,737 (c)	05-11-94	(Assumed from Shelby Co SD #1)
51	LAGRANGE, CITY OF	\$898,515	\$832,777 (c)	06-29-94	(AMD. 7-17-95)
52	MADISONVILLE, CITY OF	\$15,713,000	\$15,552,994 (c)	06-29-94	
53	DAWSON SPRINGS, CITY OF	\$846,480	\$816,170 (c)	06-29-94	
54	CATLETTSBURG, CITY OF	\$5,678,656	\$3,200,000 (s)	06-29-94	(REAP. 12-5-95)(AMD.12-4-96)
<b>TOTALS</b>		<b>\$49,144,500</b>	<b>\$38,480,065</b>		
<b>PROJECTS APPROVED IN SFY 1995:</b>					
55	HOPKINSVILLE, CITY OF	\$401,000	\$240,264 (c)	08-30-94; 4-7-11	Assumed from Pembroke
56	MT. STERLING, CITY OF	\$1,110,540	\$1,055,969 (c)	08-30-94	
57	WEST LIBERTY, CITY OF	\$737,972	\$329,764 (c)	08-30-94	(AMD. 2-26-96)
58	MT. VERNON, CITY OF	\$998,650	\$652,162 (c)	08-30-94	(REAP. 2-26-96) (REAP.3-6-97)
59	WORTHINGTON, CITY OF	\$790,000	\$388,332 (c)	08-30-94	
60	SOMERSET, CITY OF	\$2,759,200	\$2,631,067 (c)	08-30-94	
61	PERRY COUNTY S.D. #1	\$845,790	\$601,673 (c)	08-30-94	(AMD. 6/1/97)
62	BOYD COUNTY (PHASE II)	\$6,990,000	\$6,270,000 (s)	09-27-94	(AMD. 2-2-95)(AMD 12-10-99)
63	FRANKLIN, CITY OF (2)	\$2,600,080	\$2,572,240 (c)	09-27-94	
64	BRODHEAD, CITY OF	\$899,411	\$502,650 (c)	11-29-94	
65	NEWPORT, CITY OF	\$1,759,645	\$1,596,327 (c)	11-29-94	(AMD. 8-29-96)
66	PIKEVILLE, CITY OF (2)	\$3,466,413	\$2,134,015 (c)	11-29-94	(AMD. 8-30-95) (AMD.6-19-97)(ASSUMED FROM REIDLAND)
67	PADUCAH-MCCRACKEN JOINT SEWER AGENCY	\$3,798,069	\$3,516,117 (c)	11-29-94	
68	HOPKINSVILLE, CITY OF (2)	\$3,715,533	\$3,191,098 (c)	02-02-95	
69	JENKINS, CITY OF (2)	\$719,755	\$719,755 (c)	02-02-95	
70	RUSSELL, CITY OF	\$244,730	\$71,666 (c)	02-02-95	
71	LEBANON, CITY OF	\$6,491,336	\$5,805,838 (c)	03-31-95	
72	REGIONAL WATER RESOURCE AGENCY (O'BORO)	\$11,885,276	\$7,160,493 (c)	03-31-95	
73	MOREHEAD, CITY OF (RCSD)	\$3,347,424	\$3,130,152 (c)	03-31-95	(Assumed from RCSD)
74	GREENUP CO. ENVIRONMENTAL COMMISSION	\$3,798,920	\$3,370,168 (c)	5-30-95	(AMD. 3/16/99)
75	BOYD / GREENUP SANITATION DISTRICT #1	\$391,116	\$371,573 (c)	5-30-95	
76	PIKEVILLE, CITY OF	\$1,953,260	\$462,584 (c)	5-30-95; 3/2/06	Assumed from Mtn WD
<b>TOTALS</b>		<b>\$59,704,120</b>	<b>\$46,773,907</b>		
<b>PROJECTS APPROVED IN SFY 1996:</b>					
NONE		\$0	\$0		
<b>TOTALS</b>		<b>\$0</b>	<b>\$0</b>		
<b>PROJECTS APPROVED IN SFY 1997:</b>					
77	HARLAN, CITY OF	\$6,053,575	\$2,546,299 (c)	7-18-96	(REAP. 4-27-98)
78	HAWESVILLE, CITY OF	\$871,000	\$435,000 (c)	7-18-96	
79	EMINENCE, CITY OF	\$1,381,339	\$945,408 (c)	7-18-96	
80	SCOTTSVILLE, CITY OF	\$4,608,815	\$3,959,472 (c)	7-18-96	
81	ELKHORN CITY, CITY OF	\$926,726	\$926,726 (c)	7-18-96	(AMD 4-1-98)
82	GRAYSON, CITY OF	\$3,635,970	\$3,424,567 (s)	7-18-96	(AMD. 9-1-98)
83	MOREHEAD, CITY OF	\$2,357,176	\$781,381 (c)	7-18-96	
84	JACKSON, CITY OF	\$719,287	\$681,983 (c)	8-29-96	
85	LAWRENCE, COUNTY OF	\$1,566,000	\$868,219 (c)	3-6-97	(AMD 11/1/01)
86	GREENUP CO. ENVIRONMENTAL COMMISSION	\$2,368,793	\$2,331,195 (c)	3-6-97	
87	HARDIN CO WATER DISTRICT 1	\$4,846,450	\$4,809,652 (c)	6-19-97; 3/6/08	Assumed from Radcliff
88	WARREN COUNTY WATER DISTRICT (1)	\$1,082,400	\$980,781 (c)	6-19-97	
		<b>\$30,417,531</b>	<b>\$22,690,683</b>		

		TOTAL PROJECT AMOUNT	KIA LOAN AMOUNT	DATE APPROVED	
<b><u>PROJECTS APPROVED IN SFY 1998:</u></b>					
89	CRESTWOOD, CITY OF	\$351,516	\$351,516 (c)	8-14-97; 3/2/06	(A1) Assump. fell through
90	PARIS, CITY OF	\$723,734	\$402,667 (c)	11-10-97	(A1)
91	LEWISPORT, CITY OF	\$2,279,000	\$1,074,308 (c)	11-10-97	
92	MAYSVILLE, CITY OF	\$12,538,828	\$11,722,252 (c)	2-26-98	
93	WARREN COUNTY WATER DISTRICT (2)	\$265,000	\$253,057 (c)	2-26-98	
94	PRESTONSBURG, CITY OF	\$4,392,500	\$919,183 (s)	2-26-98	
95	CRESTWOOD, CITY OF	\$10,358,404	\$6,146,750 (+)	4-27-98; 3/2/06	Assump. fell through
<b>TOTALS</b>		<b>\$30,908,982</b>	<b>\$20,869,733</b>		
<b><u>PROJECTS APPROVED IN SFY 1999:</u></b>					
96	PARIS, CITY OF	\$7,528,385	\$5,943,287 (c)	9-1-98	
97	MIDWAY, CITY OF	\$282,250	\$141,125 (c)	10-13-98	(A1)
98	MAYFIELD, CITY OF	\$1,401,962	\$1,160,472 (c)	10-13-98	
99	GREENUP JOINT SEWER AGENCY	\$125,900	\$103,950 (c)	12/18/98; 6/26/14 (A1)	Assumed from Wurtland
100	DANVILLE, CITY OF	\$7,712,132	\$7,615,106 (c)	12-18-98	(AMD 01/8/04)
101	LEWIS COUNTY SANITATION DIST NO. 1	\$2,924,800	\$620,001 (c)	04-27-99	AMD 10/7/99
<b>TOTALS</b>		<b>\$19,975,429</b>	<b>\$15,583,941</b>		
<b><u>PROJECTS APPROVED IN SFY 2000:</u></b>					
102	MOREHEAD, CITY OF	\$1,100,372	\$279,000 (c)	09-01-99	
103	HOPKINSVILLE, CITY OF	\$889,478	\$834,891 (c)	09-01-99	AMD 6/8/00
104	RWRA-OWENSBORO	\$26,264,248	\$25,963,257 (c)	12/10/99	AMD 6/2/05
105	SOUTH SHORE, CITY OF	\$502,790	\$188,849 (c)	12/10/99	
106	MOREHEAD, CITY OF	\$592,695	\$257,300 (c)	4/4/00	
107	MIDWAY, CITY OF	\$4,337,596	\$702,589 (c)	6/6/2000	
<b>TOTALS</b>		<b>\$33,687,179</b>	<b>\$28,225,886</b>		
<b><u>PROJECTS APPROVED IN SFY 2001:</u></b>					
108	PIKEVILLE, CITY OF	\$1,205,484	\$1,116,574 (c)	07/18/2000; 5/16/01 9/6/01; 3/2/06	Assumed from Mtn WD
109	GREENUP JOINT SEWER AGENCY	\$1,717,540	\$1,561,400 (c)	7/18/00; 6/26/14	Assumed from Wurtland
110	LEITCHFIELD, CITY OF	\$6,146,196	\$5,355,560 (c)	8/29/00	
111	CLOVERPORT, CITY OF	\$57,500	\$57,500 (c)	11/22/00	(A1)
112	WHITE PLAINS, CITY OF	\$2,250,400	\$669,700 (c)	12/21/00	
113	MANCHESTER, CITY OF	\$5,060,376	\$1,053,589 (c)	1/25/01	
114	ARLINGTON, CITY OF	\$677,333	\$167,567 (c)	6/7/01	
<b>TOTALS</b>		<b>\$17,114,829</b>	<b>\$9,981,890</b>		
<b><u>PROJECTS APPROVED IN SFY2002:</u></b>					
115	CARROLLTON, CITY OF	\$6,997,101	\$2,518,301 (c)	8/9/01	AMD 9/6/01
116	MT. STERLING WAT & SEW COMMISSION	\$13,908,185	\$11,936,783 (c)	2/7/02	
117	SHEPHERDSVILLE, CITY OF	\$9,976,728	\$7,581,466 (c)	2/7/02	
118	MARION, CITY OF	\$312,715	\$312,715 (c)	3/7/02	(A1) AMD 1/9/03
119	GREENVILLE, CITY OF	\$2,242,571	\$2,223,347 (c)	3/7/02	
120	LEBANON JUNCTION, CITY OF	\$2,898,419	\$1,813,385 (c)	4/4/02	AMD 7/1/05
121	HARRODSBURG, CITY OF	\$4,418,916	\$3,314,760 (c)	5/2/02	
122	GREENUP JOINT SEWER AGENCY	\$1,782,900	\$1,782,872 (c)	6/6/02; 6/26/14	Assumed from Wurtland
<b>TOTALS</b>		<b>\$42,537,535</b>	<b>\$31,483,629</b>		
<b><u>PROJECTS APPROVED IN SFY 2003</u></b>					
123	SALYERSVILLE, CITY OF	\$7,662,832	\$2,035,486 (c)	8/15/02	AMD 9/19/03
124	LONDON, CITY OF	\$15,262,069	\$9,864,503 (c)	10/3/02	
125	Paducah McCracken Joint Sewer Agency	\$1,497,900	\$1,382,413 (c)	2/6/03	
126	Boyd & Greenup Co Sanitation Dist #1	\$849,503	\$694,844 (c)	5/1/03	
<b>TOTALS</b>		<b>\$25,272,304</b>	<b>\$13,977,246</b>		
<b><u>PROJECTS APPROVED IN SFY 2004</u></b>					
127	HOPKINSVILLE, CITY OF	\$4,979,920	\$4,682,517 (c)	8/7/03	
128	MOUNTAIN WATER DISTRICT	\$729,158	\$184,695 (c)	9/4/03	
129	BENTON, CITY OF	\$1,823,194	\$293,902 (c)	12/4/03; 10/7/04	
130	PADUCAH-MCCRACKEN JSA	\$1,401,000	\$1,229,425 (c)	12/4/03	
131	MARION, CITY OF	\$1,775,704	\$515,296 (c)	3/4/04	
132	MOREHEAD, CITY OF	\$11,233,204	\$7,189,123 (c)	3/4/04; AMD 11/05	
133	PADUCAH-MCCRACKEN JSA	\$1,040,275	\$908,403 (c)	3/4/04	
134	JESSAMINE-SOUTH ELKHORN WAT DIST	\$298,200	\$196,861 (c)	4/1/04	(A1)
135	BEREA, CITY OF	\$9,011,045	\$5,000,000 (c)	4/1/04; 1/6/05	
136	HOPKINSVILLE WATER ENV AUTH	\$2,469,924	\$2,469,924 (c)	05/06/04; 3/2/06	
137	PRESTONSBURG, CITY OF	\$3,750,000	\$68,037 (c)	05/06/04	Assumed from Southern Wtr & Sew Dist
<b>TOTALS</b>		<b>\$38,511,624</b>	<b>\$22,738,183</b>		

	TOTAL PROJECT AMOUNT	KIA LOAN AMOUNT	DATE APPROVED	
<b>PROJECTS APPROVED IN SFY 2005</b>				
138 LAWRENCEBURG, CITY OF	\$8,319,703	\$7,889,974 (c)	7/1/04	
139 LORETTO, CITY OF	\$5,563,468	\$2,245,865 (c)	7/1/04; 9/14/05	
140 SANITATION DISTRICT #1	\$39,028,077	\$32,401,491 (c)	8/5/04; 10/1/06	
141 HODGENVILLE, CITY OF	\$2,639,104	\$968,539 (c)	10/7/04	
142 CARROLLTON, CITY OF	\$10,870,148	\$4,288,600 (c)	5/5/05	
143 WINCHESTER MUNICIPAL UTILITIES	\$23,212,000	\$21,000,000 (c)	6/23/05	
<b>TOTALS</b>	<b>\$89,632,500</b>	<b>\$68,794,469</b>		
<b>PROJECTS APPROVED IN SFY 2006</b>				
144 ALEXANDRIA, CITY OF	\$2,535,785	\$426,220 (c)	7/7/05	
145 PAINTSVILLE, CITY OF	\$954,415	\$429,715 (c)	10/6/05	
146 CYNTHIANA, CITY OF	\$10,902,650	\$5,671,622 (c)	12/1/05	
147 WESTERN MASON SD	\$4,644,000	\$802,000 (c)	12/1/05	
148 LEDBETTER WATER DISTRICT	\$3,326,078	\$2,326,078 (c)	3/2/06	
149 RICHMOND, CITY OF	\$2,152,200	\$2,152,200 (c)	6/1/06	(A1)
<b>TOTALS</b>	<b>\$24,515,128</b>	<b>\$11,807,835</b>		
<b>PROJECTS APPROVED IN SFY 2007</b>				
150 REGIONAL WAT RES AGENCY	\$9,405,000	\$7,196,879 (c)	7/13/06	
151 N MADISON CO SD	\$1,925,000	\$307,952 (c)	8/3/06	
152 BOYD CO SANITATION DIST #2	\$1,918,000	\$666,811 (c)	10/5/06	
153 N MADISON CO SD	\$12,736,123	\$8,104,622 (c)	10/5/06; 12/7/06	
154 OHIO CO REG WASTEWATER DIST	\$15,940,000	\$6,607,612 (c)	11/2/06	
155 CITY OF NICHOLASVILLE	\$12,459,352	\$12,053,913 (c)	12/7/06; 4/1/09	
156 CITY OF BOWLING GREEN	\$5,155,190	\$5,130,100 (c)	12/7/06	
157 CITY OF BEAVER DAM	\$1,311,900	\$597,921 (c)	6/21/07	
158 CITY OF FALMOUTH	\$5,619,316	\$2,812,236 (c)	6/21/07	
<b>TOTAL</b>	<b>\$66,469,881</b>	<b>\$43,478,046</b>		
<b>PROJECTS APPROVED IN SFY 2008</b>				
159 CITY OF BARLOW	\$169,500	\$168,954 (c)	9/6/07	(A1)
160 CITY OF WHITESBURG	\$7,474,000	\$1,040,900 (c)	9/6/07	
161 CITY OF OWENSBORO	\$25,562,531.87	\$23,931,476 (c)	10/4/07; 6/26/14	
162 CITY OF ALEXANDRIA	\$316,441	\$186,073 (c)	11/1/07	
163 CITY OF MURRAY	\$1,469,778	\$1,227,741 (c)	11/1/07	
164 CITY OF RICHMOND	\$56,808,695	\$53,656,495 (c)	11/1/07	
165 REGIONAL WATER RESOURCE AGENCY	\$1,709,375	\$1,425,488 (c)	11/1/07	
166 Paducah McCracken JSA	\$4,146,560	\$1,600,000 (c)	2/7/08	
167 Bowling Green, City of	\$54,235,960	\$53,881,569 (c)	4/3/08; 11/12/09; 8/4/11	
168 Sanitation District #1	\$83,147,554	\$69,403,566 (c)	4/3/08; 6/4/09	
169 Elizabethtown, City of	\$14,580,483	\$14,580,483 (c)	4/3/08	
170 Nicholasville, City of	\$6,043,903	\$6,043,903 (c)	4/3/08	
171 Somerset, City of	\$14,897,000	\$8,138,274 (c)	4/3/08	
172 Williamstown, City of	\$18,748,000	\$15,214,408 (c)	6/2/08	
<b>TOTAL</b>	<b>\$289,309,780</b>	<b>\$250,499,329</b>		
<b>PROJECTS APPROVED IN SFY 2009</b>				
173 Hopkinsville, City of	\$4,916,100	\$0	9/4/08; withdrawn 5/11/10	
174 Lexington-Fayette Urban County Govt	\$18,354,000	\$14,045,119 (c)	1/8/09	
175 Paducah McCracken JSA	\$14,323,800	\$6,100,150 (c)	4/9/09	
176 Mt Washington, City of	\$15,000,000	\$9,061,772 (c)	5/7/09; 9/1/10	
177 Sanitation District #1	\$5,802,300	\$4,920,300 (c)	6/4/09; 6/30/11	
178 Sanitation District #1	\$7,062,000	\$5,459,988 (c)	6/4/09	
179 Sanitation District #1	\$20,108,000	\$12,735,256 (c)	6/4/09	
180 Sanitation District #1	\$6,968,000	\$4,726,828 (c)	6/4/09	
181 Sanitation District #1	\$3,287,000	\$2,149,345 (c)	6/4/09	
182 Sanitation District #1	\$12,065,000	\$8,069,123 (c)	6/4/09	
<b>TOTAL</b>	<b>\$107,886,200</b>	<b>\$67,267,880</b>		

		TOTAL PROJECT AMOUNT	KIA LOAN AMOUNT	DATE APPROVED	
<b>PROJECTS APPROVED IN SFY 2010</b>					
183	Kentucky Horse Park	\$1,950,000	\$717,039.80	(c)	8/6/09
184	Maysville, City of	\$10,985,868	\$10,985,868	(c)	9/3/09
185	Prestonsburg, City of	\$272,000	\$272,000	(c)	10/1/09; 2/4/10
186	Prestonsburg, City of	\$786,000	\$786,000	(c)	10/1/09; 2/4/10
187	Louisville & Jefferson Co. Metro. Sewer Dist.	\$4,847,095	\$0		10/1/09 withdrawn 10/12/10
188	Hopkinsville, City of	\$7,500,000	\$7,488,282	(c)	11/12/09
189	Hardinsburg, City of	\$550,000	\$549,594	(c)	11/12/09
190	Princeton, City of	\$2,475,000	\$683,354	(c)	12/3/09; 2/4/10
191	Ashland, City of	\$7,720,231	\$6,644,995	(c)	1/7/10; 2/3/11
192	Winchester, City of	\$37,000,000	\$36,600,000	(c)	2/4/10
193	Prestonsburg, City of	\$4,530,405	\$1,860,405	(c)	2/4/10
194	Oldham Co Env Auth	SX21185017	\$2,846,174	\$2,843,153	(c) 5/6/10; 7/7/11;6/7/12
195	Oldham Co Env Auth -	SX21185029	\$1,477,000	\$1,000,000	(c) 5/6/10; 1/5/12
		SX21185050;			
196	Oldham Co Env Auth	SX21185036	\$2,601,420	\$2,538,415	(c) 5/6/10;1/5/12;6/7/12
197	Lexington Fayette Urban County Government	\$9,030,983	\$9,030,983	(c)	6/3/10; 10/14/10
198	Lexington Fayette Urban County Government	\$7,028,375	\$0		6/3/10; 10/14/10 withdrawn 1/31/12
<b>Total</b>		<b>\$101,600,551</b>	<b>\$82,000,089</b>		
<b>PROJECTS APPROVED IN SFY 2011</b>					
199	Oldham Env Auth	SX21185028	\$500,000	\$121,419	(c) 7/1/10;1/5/12
200	Sanitation District #1	SX21117126	\$19,935,700	\$15,989,714	(c) 7/1/10
201	Bardstown, City of	SX21179019	\$1,800,000	\$1,800,000	(c) 12/9/10; 6/10/11
202	LaCenter, City of	SX21007015	\$895,000	\$895,000	(c) 12/9/10
203	Livermore, City of	SX21049008	\$2,105,000	\$1,062,219	(c) 12/9/10
204	Morehead, City of	SX21205034	\$3,000,000	\$3,000,000	(c) 12/9/10
205	Regional Water Resource Agency		\$6,331,887	\$6,037,387	(c) 12/9/10;3/1/12;8/1/13
206	Campton, City of		\$3,217,200	\$1,400,000	(c) 2/3/11
207	Hardinsburg, City of		\$400,000	\$394,849	(c) 2/3/11
208	Louisa, City of		\$2,058,580	\$1,399,237	(c) 2/3/11
209	Flemingsburg, City of		\$10,380,670	\$10,380,670	(c) 3/3/11;12/6/12
210	Louisville-Jefferson Co MSD		\$3,400,000	\$0	3/3/11 withdrawn 2/3/12
211	Vanceburg, City of		\$3,400,000	\$2,000,000	(c) 3/3/11
212	Williamsburg, City of		\$1,035,517	\$955,960	(c) 3/3/11
213	Hopkinsville, City of		\$500,000	\$483,710	(c) 4/7/11
214	Hopkinsville, City of		\$10,991,165	\$10,991,165	(c) 4/7/11
215	Hopkinsville, City of		\$8,010,000	\$7,090,224	(c) 4/7/11;5/9/12 The 5/9/12 increase was rescinded
216	Pineville, City of		\$265,668	\$265,668	(c) 5/5/11
217	Sanitation District #1		\$17,225,660	\$10,806,003	5/5/11
218	Sanitation District #1		\$19,000,000	\$15,187,500	5/5/11
219	Sanitation District #1		\$9,572,000	\$3,804,381	5/5/11
220	West Liberty, City of		\$3,937,950	\$2,107,258	(c) 5/5/11; revised for ARRA fdg
<b>Total</b>		<b>\$127,961,997</b>	<b>\$96,172,364</b>		
<b>PROJECTS APPROVED IN SFY 2012</b>					
221	Oldham Co Env Authority	SX21185037	\$670,588	\$670,588	(c) 7/7/11;6/7/12
222	Prestonsburg, City of		\$3,750,087	\$1,094,143	(c) 8/4/11;4/12/12 Assumed from Southern Wtr & Sew Dist
223	Hodgenville, City of		\$1,635,000	\$1,635,000	(c) 11/10/11
224	Burkesville, City of		\$1,000,000	\$1,000,000	(c) 11/10/11
225	Bloomfield, City of		\$0	\$0	11/10/11 Request for funds withdrawn
226	Harrodsburg, City of		\$418,500	\$418,500	(c) 12/8/11
227	Grant Co Sanitary SD		\$1,276,449	\$941,718	(c) 1/5/12; 10/3/13
228	Barbourville, City of	SX21121139	\$6,391,817	\$6,391,817	(c) 2/2/12; 11/1/12
229	Sanitation District #1 of Northern Ky		\$1,001,717	\$851,857	(c) 2/2/12
230	Sanitation District #1 of Northern Ky		\$0	\$0	2/2/12 Request for funds withdrawn
231	Winchester, City of		\$1,010,000	\$537,235	(c) 2/2/12
232	Harrodsburg, City of		\$1,157,000	\$706,000	(c) 2/2/12
233	Jamestown, City of		\$2,476,218	\$2,476,218	(c) 2/2/12
234	Paducah McCracken County JSA		\$7,097,410	\$7,097,410	(c) 2/2/12
235	Ashland, City of		\$0	\$0	3/1/12 Request for funds withdrawn
236	Murray, City of	SX21035001	\$61,515,000	\$61,515,000	3/1/12; 6/4/15
237	Grant Co Sanitary SD		\$0	\$0	3/1/12 Request for funds withdrawn
238	Lexington-Fayette Urban Co Govt		\$2,530,000	\$1,594,026	(c) 3/1/12
239	Regional Water Resource Agency		\$619,070	\$354,892	(c) 3/1/12
240	Regional Water Resource Agency	SX21059042	\$2,336,875	\$2,336,875	(c) 3/1/12; 7/2/15
241	Flemingsburg, City of		\$2,000,000	\$459,530	(c) 4/12/12
242	Jackson, City of		\$1,200,000	\$700,000	(c) 4/12/12
243	Russell Springs, City of		\$719,000	\$719,000	(c) 4/12/12
244	South Shore, City of		\$4,006,000	\$2,489,452	(c) 4/12/12
245	Worthington, City of		\$381,174	\$381,174	(c) 4/12/12
246	Flatwoods, City of	SX21089082	\$445,000	\$440,000	(c) 5/3/12;10/25/13
247	Grayson, City of	SX21043032	\$785,000	\$785,000	(c) 5/3/12
248	Oak Grove, City of	SX21047025	\$0	\$0	5/3/12 Request for funds withdrawn
249	Russell, City of	SX21089091	\$0	\$0	5/3/12 Commitment Expired 9/2013
250	Earlington, City of	SX21107017	\$1,575,000	\$728,668	(c) 6/7/12
251	Lawrenceburg, City of	SX21005007	\$1,157,623.47	\$1,157,623.47	(c) 6/7/12
252	Perry County Sanitation District	SX21193100	\$3,060,000	\$1,675,000	(c) 6/7/12; 2/6/14
<b>Total</b>		<b>\$110,214,529</b>	<b>\$99,156,727</b>		



		TOTAL PROJECT AMOUNT	KIA LOAN AMOUNT	DATE APPROVED	
<b>PROJECTS APPROVED IN SFY 2013</b>					
253 Jenkins, City of	SX21133013	\$1,500,000	\$495,511 (c)	8/2/12	
254 Frankfort, City of	SX21073058	\$9,500,000	\$8,000,000 (c)	2/7/13	
255 Regional Water Resource Agency	SX21059031	\$858,006	\$858,006 (c)	2/7/13	
	SX21067045				
256 Lexington-Fayette Urban Co Govt	SX21067047	\$5,232,640	\$4,335,913 (c)	3/7/13	
	SX21067038				
	SX21067043				
257 Lexington-Fayette Urban Co Govt	SX21067044	\$8,888,647	\$8,888,647	3/7/13	
	SX21067037				
	SX21067039				
	SX21067040				
258 Lexington-Fayette Urban Co Govt	SX21067043	\$9,998,618	\$9,998,618 (c)	3/7/13	
259 Lexington-Fayette Urban Co Govt	SX21067041	\$23,902,641	\$23,902,641 (c)	3/7/13; 6/26/14	
260 Lexington-Fayette Urban Co Govt	SX21067006	\$8,364,306	\$5,264,306 (c)	3/7/13	
261 Pineville, City of	SX21013151	\$2,233,485	\$467,817 (c)	4/4/13; 8/4/16	
262 Regional Water Resource Agency	SX21059014	\$873,183	\$873,183 (c)	5/2/13	
263 Oldham Co Env Auth	SX21185052	\$6,650,000	\$6,500,000 (c)	5/2/13	
	SX21137001				
264 Lincoln County Sanitation District	SX21137017	\$7,924,293	\$4,365,793 (c)	6/19/13; 11/5/15	
<b>Total</b>		<b>\$85,925,820</b>	<b>\$73,950,436</b>		
<b>PROJECTS APPROVED IN SFY 2014</b>					
265 Frankfort, City of	SX21073059	\$4,905,000	\$4,905,000	10/3/13	
266 London, City of	SX21125001	\$4,391,702	\$4,371,452	10/3/13; 9/4/14	
267 Regional Water Resource Agency	SX21059044	\$353,918	\$353,918 (c)	3/6/14	
268 City of Vanceburg	SX21135009	\$665,000	\$665,000 (c)	4/3/14	
269 Lexington-Fayette Urban Co Govt	SX21067049	\$12,217,029	\$12,217,029	6/26/14	
<b>Total</b>		<b>\$22,532,649</b>	<b>\$22,512,399</b>		
<b>PROJECTS APPROVED IN SFY 2015</b>					
270 Catlettsburg, City of	SX21019075	\$3,805,000	\$2,955,000	9/4/14; 5/4/17	
271 Augusta Regional Sewer Auth, Inc.	SX21023010	\$700,000	\$600,000	9/4/14	(A1)
272 Owensboro, City of	SX21059047	\$3,770,838	\$3,770,838 (c)	10/2/14; 7/2/15	
273 Morganfield, City of	SX21225024	\$4,067,200	\$3,067,200 (c)	11/6/14; 8/4/16	
274 Lexington-Fayette Urban Co Govt	SX21067048	\$67,944,188	\$67,944,188	12/4/14; 4/9/18	
275 Frankfort, City of	SX21073038	\$3,881,000	\$3,731,000	12/4/14	
276 Harrodsburg, City of	SX21167014	\$1,420,000	\$1,420,000 (c)	12/4/14	
277 Hardinsburg, City of	SX21027021	\$1,279,500	\$1,279,500	2/5/15	
278 West Point, City of	SX21093024	\$507,500	\$249,999.89 (c)	2/5/15	
279 Barbourville, City of	SX21121133	\$1,856,109	\$1,856,109 (c)	4/2/15	
280 Harrodsburg, City of	SX21167003	\$21,400,000	\$10,000,000	4/2/15	
281 Harrodsburg, City of	SX21167013	\$615,149	\$615,149 (c)	4/2/15	
282 Mountain Water District	SX21195699	\$4,070,000	\$3,472,921	4/2/15; 10/27/16	
283 Nicholasville, City of	SX21113027	\$340,980	\$340,980	4/2/15	
284 Sanitation District #1	SX21117001	\$0	\$0	4/2/15	Request for funds withdrawn
285 Sanitation District #1	SX21117006	\$2,383,820	\$2,143,820 (c)	4/2/15	
286 Corbin, City of	SX21235117	\$9,691,600	\$8,684,115 (c)	5/7/15	
287 Frankfort, City of	SX21073063	\$0	\$0	5/7/15	Request for funds withdrawn
288 Frankfort, City of	SX21073066	\$1,570,000	\$1,570,000	5/7/15	
289 Frankfort, City of	SX21073067	\$2,950,000	\$1,500,000	5/7/15	
290 Frankfort, City of	SX21073062	\$1,630,000	\$1,320,000 (c)	5/7/15	
291 Glasgow, City of	SX21009018	\$5,298,000	\$5,298,000	5/7/15; 9/26/18	
292 Liberty, City of	SX21045002	\$5,660,000	\$4,660,000	5/7/15; 12/1/16	
293 Regional Water Resource Agency	SX21059033	\$7,282,500	\$8,007,500	6/4/15; 12/6/17	
294 Regional Water Resource Agency	SX21059045	\$1,425,000	\$1,425,000	6/4/15	
295 Regional Water Resource Agency	SX21059048	\$3,566,001	\$3,566,001	6/4/15; 2/2/17	
296 Fulton, City of	SX21075003	\$1,139,000	\$1,139,000 (c)	6/4/15	
297 Owingsville, City of	SX21011022	\$0	\$0	6/4/15	Request for funds withdrawn
<b>Total</b>		<b>\$158,253,385</b>	<b>\$140,616,320</b>		

		TOTAL PROJECT AMOUNT	KIA LOAN AMOUNT	DATE APPROVED	
PROJECTS APPROVED IN SFY 2016					
298	Eddyville, City of	SX21143007	\$1,484,500	\$1,398,134 (c)	7/2/15
299	Brodhead, City of	SX21203316	\$1,081,730	\$1,081,730 (c)	8/6/15
300	Hazard, City of	SX21193003	\$1,500,000	\$1,005,000 (c)	8/6/15; 8/4/16
301	Harrison Co Sanitation District	SX21097015	\$2,567,885	\$1,567,885	9/3/15
302	Elkhorn City, City of	SX21195018	\$3,429,811	\$597,939	9/3/15; 9/7/17
303	Mercer County Sanitation District	SX21167021	\$848,000	\$701,694	11/5/15
304	Prestonsburg, City of	SX21071210	\$2,033,200	\$2,033,200	11/5/15
305	Prestonsburg, City of	SX21071231	\$2,163,000	\$2,163,000	11/5/15
306	Prestonsburg, City of	SX21071235	\$1,952,900	\$1,952,900	11/5/15
307	Harrodsburg, City of	SX21167022	\$1,569,300	\$1,566,370	12/3/15
308	Morehead, City of	SX21205029	\$0	\$0	12/3/15
309	Morehead, City of	SX21205036	\$1,800,000	\$1,800,000	12/3/15
310	Southern Water & Sewer District	SX21071005	\$0	\$0	12/3/15
311	Regional Water Resource Agency	SX21059027	\$226,765	\$226,765 (c)	2/4/16; 4/7/16
312	Regional Water Resource Agency	SX21059039	\$0	\$0	2/4/16; 6/1/17
313	Regional Water Resource Agency	SX21059026	\$0	\$0	2/4/16; 6/1/17
314	Paducah McCracken County JSA	SX21145015	\$2,385,000	\$2,385,000	2/4/16
315	Hopkinsville, City of	SX21047028	\$1,500,000	\$1,500,000	3/3/16
316	Hawesville, City of	SX21091015	\$3,800,000	\$3,000,000	3/3/16
317	New Haven, City of	SX21179017	\$591,000	\$251,000	3/3/16
318	Prestonsburg, City of	SX21071007	\$600,000	\$600,000	3/3/16
319	Elizabethtown, City of	SX21093028	\$9,609,570	\$9,609,570 (c)	3/3/16
320	Salyersville, City of	SX21153003	\$370,484	\$370,484	4/7/16
321	Hodgenville, City of	SX21123005	\$970,000	\$970,000	5/5/16
322	Frankfort, City of	SX21073065	\$4,529,000	\$4,529,000	5/5/16
323	Regional Water Resource Agency	SX21059052	\$200,000	\$200,000	5/5/16
324	Butler, City of	SX21191007	\$1,080,574	\$1,080,574	6/2/16; 11/13/18
325	Marion, City of	SX21055006	\$587,200	\$587,200	6/2/16
326	Farmdale Sanitation District	SX21073082	\$321,753	\$321,753	6/2/16; 12/11/18
Total		\$47,201,672	\$41,499,198		
PROJECTS APPROVED IN SFY 2017					
327	Mountain Water District	SX21195696	\$0	\$0	8/4/16
328	Mountain Water District	SX21195025	\$299,398.88	\$299,399 (c)	8/4/16
329	Lexington-Fayette Urban Co Govt	SX21067050	\$1,286,628	\$1,286,628 (c)	9/1/16
330	Lexington-Fayette Urban Co Govt	SX21067002	\$0	\$0	9/1/16
331	Winchester, City of	SX21049028	\$1,472,980	\$1,249,088 (c)	10/27/16
332	Maysville, City of	SX21161025	\$4,000,000	\$4,000,000	10/27/16
333	Jackson, City of	SX21025008	\$1,173,000	\$593,000	10/27/16
334	Daviess County Fiscal Court	SX21059049	\$2,169,634	\$1,169,634	12/1/16
335	Louisa, City of	SX21127030	\$5,375,000	\$356,060	12/1/16
336	Frankfort, City of	SX21073073	\$2,041,000	\$2,041,000	2/2/17
337	Frankfort, City of	SX21073071	\$1,853,750	\$1,853,750	2/2/17
338	Frankfort, City of	SX21073078	\$1,954,500	\$1,954,500	2/2/17
339	Frankfort, City of	SX21073074	\$1,202,660	\$1,202,660	2/2/17
340	Frankfort, City of	SX21073075	\$2,175,965	\$2,175,965	2/2/17
341	Frankfort, City of	SX21073068	\$1,600,000	\$1,600,000	2/2/17
342	Oldham Co Env Authority	SX21185053	\$6,675,000	\$6,300,000	2/2/17
343	Williamsburg, City of	SX21235004	\$2,516,489	\$2,456,489	2/2/17
344	Stanton, City of	SX21197006	\$2,565,000	\$1,095,462	3/2/17
345	Benton, City of	SX21157020	\$1,762,666	\$1,762,666 (c)	5/4/17
346	Lexington-Fayette Urban Co Govt	SX21067057	\$9,969,585	\$9,969,585	5/4/17
347	Paducah McCracken JSA	SX21145023	\$9,100,000	\$9,100,000	6/1/17
Total		\$59,193,256	\$50,465,887		
PROJECTS APPROVED IN SFY 2018					
348	Augusta Regional Sewer Authority	SX21023005	\$12,397,000	\$5,697,000	10/5/17
349	Regional Water Resource Agency	SX21059050	\$5,619,274	\$5,619,274	12/6/17
350	Marshall County Fiscal Court	SX21157035	\$3,066,988	\$3,066,988	2/1/18
351	Elkton, City of	SX21219014	\$500,000	\$500,000	2/1/18
352	Oldham Co Env Authority	SX21185038	\$2,000,000	\$2,000,000	4/9/18
353	La Grange Utilities Commission	SX21185059	\$3,121,200	\$3,121,200	4/9/18
354	Pineville, City of	SX21013003	\$199,000	\$146,000	4/9/18
355	Paducah, City of	SX21145012	\$6,002,667	\$4,610,667	4/9/18
356	Paducah McCracken JSA	SX21035006	\$625,000	\$625,000	5/8/18
357	Marion, City of	SX21055006	\$13,405,790	\$4,801,590	6/12/18
358	Regional Water Resource Agency	SX21059054	\$2,047,000	\$2,047,000	6/12/18
Total		\$48,983,919	\$32,234,719		
PROJECTS APPROVED IN SFY 2019					
359	Regional Water Resource Agency	SX21059027	\$4,595,262	\$4,180,262	7/10/18
360	Murray, City of	SX21035025	\$1,576,500	\$1,450,000	11/13/18
361	Louisville & Jefferson Co. MSD	SX21111007	\$4,445,000	\$3,870,000	12/11/18
362	Louisville & Jefferson Co. MSD	SX21111101	\$27,829,000	\$22,000,000	12/11/18
363	Corbin, City of	SX21121004	\$1,613,960	\$1,262,600	12/11/18
364	Western Mason Sanitation District	SX21161006	\$100,000	\$100,000	12/11/18
365	Lancaster, City of	SX21079019	\$324,000	\$324,000	1/8/19
Total		\$40,483,722	\$33,186,862		
GRAND TOTALS - COMMITMENTS		\$1,862,476,316	\$1,469,202,137		

TOTAL PROJECT AMOUNT	KIA LOAN AMOUNT	DATE APPROVED
-------------------------	--------------------	------------------

***bold, italics - pending board approval***  
(c) - Final amounts; Loan has been closed  
(s) - Amount represented in the assistance agreement  
(A1) - Planning and Design Loan  
(+)-Const Amt; AA amnt represents Const + Plan & Design

**KENTUCKY INFRASTRUCTURE AUTHORITY  
FEDERALLY ASSISTED WASTEWATER REVOLVING LOAN FUND ---- (FUND A2)  
AMERICAN RECOVERY AND REINVESTMENT ACT OF 2009**

**AVAILABLE FUNDS FFY 2009:**

FEDERAL ARRA GRANT FUNDS	\$49,878,100
ADMINISTRATION (4%)	(\$1,995,124)
Transferred from Admin to Construction	\$910,506
NET ARRA FUNDS	<u>\$48,793,482</u>

	<b>TOTAL PROJECT AMOUNT</b>	<b>KIA AMOUNT</b>	<b>FIRST USE FUNDS</b>	<b>DATE APPROVED</b>
<b>PROJECTS APPROVED IN SFY 2009:</b>				
1 Sanitation District #1	\$395,000	\$395,000 (c)	\$395,000	6/4/09
2 Sanitation District #1	\$1,755,545	\$1,371,545 (c)	\$1,371,545	6/4/09; 1/7/10; 1/25/10
3 Sanitation District #1	\$1,578,539	\$1,474,916 (c)	\$1,474,916	6/4/09
4 Sanitation District #1	\$834,241	\$834,241 (c)	\$834,241	6/4/09
5 Lexington Fayette Urban Co Govt	\$2,620,000	\$2,620,000 (c)	\$2,620,000	6/25/09
6 Lexington Fayette Urban Co Govt	\$537,000	\$237,000 (c)	\$237,000	6/25/09
7 Louisa, City of	\$1,150,000	\$1,139,716 (c)	\$1,139,716	6/25/09
8 Pineville, City of	\$2,193,000	\$2,193,000 (c)	\$2,193,000	6/25/09; 1/7/10
9 Shepherdsville, City of	\$8,500,000	\$3,000,000 (c)	\$3,000,000	6/25/09
<b>TOTALS</b>	<b>\$19,563,325</b>	<b>\$13,265,418</b>	<b>\$13,265,418</b>	
<b>PROJECTS APPROVED IN SFY 2010:</b>				
10 Calvert City, City of	\$1,083,128	\$986,831 (c)	\$986,831	7/9/09; 1/7/10
11 Princeton, City of	\$2,475,000	\$1,103,744 (c)	\$1,103,744	7/9/09; 2/4/10
12 Northern Madison Co Sanitation District	\$510,000	\$510,000 (c)	\$510,000	8/6/09
13 Kentucky Horse Park	\$1,950,000	\$950,000 (c)	\$950,000	8/6/09
14 Sanitation District #4 of Boyd County	\$475,000	\$400,000 (c)	\$400,000	8/6/09
15 Ashland, City of	\$250,252	\$246,646 (c)	\$246,646	8/20/09; 1/25/10
16 Covington, City of	\$1,200,000	\$1,197,390 (c)	\$1,197,390	8/20/09
17 Bowling Green, City of	\$134,996	\$134,996 (c)	\$134,996	8/20/09
18 Frankfort, City of	\$962,035	\$800,000 (c)	\$800,000	8/20/09
19 Wilder, City of	\$215,889	\$114,302 (c)	\$114,302	9/3/09; 1/25/10
20 Richmond, City of	\$125,000	\$125,000 (c)	\$125,000	9/3/09
21 Maysville, City of	\$2,000,000	\$500,000 (c)	\$500,000	9/3/09
22 Prestonsburg, City of	\$4,530,405	\$2,670,000 (c)	\$2,670,000	10/1/09
23 Kentucky Department of Parks	\$500,000	\$500,000 (c)	\$500,000	10/1/09
24 Kentucky Department of Parks	\$358,008	\$355,867 (c)	\$355,867	10/1/09; 1/25/10
25 Kentucky Department of Parks	\$1,457,402	\$1,331,773 (c)	\$1,331,773	10/1/09; 1/25/10
26 Morehead, City of	\$801,203	\$801,203 (c)	\$801,203	10/1/09
27 Morehead, City of	\$1,293,013	\$1,293,013 (c)	\$1,293,013	10/1/09
28 Winchester, City of	\$693,000	\$600,000 (c)	\$600,000	10/1/09
29 Russellville, City of	\$952,300	\$799,967 (c)	\$799,967	10/1/09
30 Kuttawa, City of	\$530,000	\$300,000 (c)	\$300,000	10/1/09
31 Paintsville, City of	\$1,400,000	\$1,150,000 (c)	\$1,150,000	10/1/09
32 Louisville & Jefferson Co. Metro. Sewer Dist.	\$17,500,000	\$5,000,000 (c)	\$5,000,000	10/1/09
33 Falmouth, City of	\$611,898	\$611,898 (c)	\$611,898	10/1/09; 11/12/09
34 Calvert City, City of	\$850,000	\$816,069 (c)	\$816,069	10/1/09; 12/16/09
35 Sacramento, City of	\$750,000	\$749,991 (c)	\$749,991	10/1/09
36 Grant Co. Sanitary Sewer Dist.	\$2,114,713	\$433,176 (c)	\$433,176	10/1/09; 3/1/12
37 Mayfield, City of	\$975,000	\$975,000 (c)	\$975,000	10/1/09
38 Warsaw, City of	\$3,927,907	\$2,146,907 (c)	\$2,146,907	11/12/09; 2/4/10; 5/9/12
39 Madisonville, City of	\$3,800,000	\$3,800,000 (c)	\$3,800,000	11/12/09
40 Meade Co Riverport Authority	\$482,642	\$482,642 (c)	\$482,642	12/3/09; 1/25/10
41 Troublesome Creek Env Authority	\$3,425,000	\$1,500,000 (c)	\$1,500,000	12/3/09
42 Ohio Co Regional Waste Water District	\$465,303	\$465,303 (c)	\$465,303	12/3/09; 1/25/10; 2/17/11
43 Mountain Water District	\$750,000	\$749,903 (c)	\$749,903	12/3/09; 2/4/10
44 West Libery, City of	\$3,937,950	\$926,445 (c)	\$926,445	5/5/11; revised from base fdg
<b>TOTALS</b>	<b>\$63,487,044</b>	<b>\$35,528,064</b>	<b>\$35,528,064</b>	
<b>GRAND TOTALS - COMMITMENTS</b>	<b>\$83,050,369</b>	<b>\$48,793,482</b>	<b>\$48,793,482</b>	
<b>BALANCE AVAILABLE FOR LOAN</b>			<b>\$0</b>	

***bold, italics - pending board approval***

(c) - Final amounts; Loan has been closed

(s) - Amount represented in the assistance agreement

KENTUCKY INFRASTRUCTURE AUTHORITY								
INFRASTRUCTURE REVOLVING LOAN FUND ----- (FUND B)								
TOTAL AUTHORIZATIONS FYS 1989-90:		\$20,000,000						
TOTAL AUTHORIZATIONS FYS 1991-92:		\$14,000,000						
TOTAL AUTHORIZATIONS FYS 1993-94:		\$15,000,000						
TOTAL DEAUTHORIZATION FYS 1995-96:		(\$3,504,592)						
TOTAL 1989-2014:		<u><u>\$45,495,408</u></u>						
Revolving Available to Loan/Grant Before Current Meeting		<u><u>\$0</u></u>						
		TOTAL INFRASTRUCTURE AMOUNT	KIA Grnt/Prin Forg AMOUNT	KIA Loan AMOUNT	GENERATED PRIVATE INVESTMENT	JOBS CREATED	DATE APPROVED	COMMENTS
<u>PROJECTS APPROVED IN FY 1989:</u>								
1	WILMORE, CITY OF	\$1,059,938		\$407,770 (c)	\$13,700,000	257	12-21-88	
2	AUBURN, CITY OF	\$2,175,540		\$1,475,540 (c)	\$2,225,000	96	12-21-88	
3	SOMERSET, CITY OF	\$2,402,764		\$1,500,000 (c)	\$75,000,000	326	12-21-88	
4	HENRY COUNTY	\$775,627		\$287,984 (c)	\$4,380,000	210	03-22-89	(REAP. 1-31-91 & AMD. 6-20-91)
5	GRAVES COUNTY	\$3,717,000		\$3,717,000 (c)	\$31,037,070	600	05-03-89	
TOTALS		\$10,130,869		\$7,388,294	\$126,342,070	1,489		
<u>PROJECTS APPROVED IN FY 1990:</u>								
6	LAWRENCEBURG, CITY OF	\$301,000		\$86,114 (c)	\$426,187	30	08-07-89	
7	LEITCHFIELD, CITY OF	\$1,296,200		\$699,674 (c)	\$2,470,000	200	08-07-89	
8	LIBERTY, CITY OF	\$319,573		\$163,822 (c)	\$1,533,133	140	08-07-89	
9	BEREA, CITY OF	\$1,200,000		\$340,000 (c)	\$0	750	08-07-89	
10	GAMALIEL, CITY OF	\$2,040,263		\$490,425 (c)	\$2,000,000	125	09-27-89	(REAP. 3-28-91 & AMD. 6-26-92)
11	GRAYSON, CITY OF (1)	\$1,875,000		\$1,000,000 (c)	\$10,000,000	300	12-13-89	
12	LEBANON JUNCTION, CITY OF	\$701,900		\$148,649 (c)	\$7,500,000	200	04-25-90	
13	MT. VERNON, CITY OF	\$864,347		\$456,480 (c)	\$20,000,000	154	04-25-90	(AMD. 3-28-91)
14	RUSSELLVILLE, CITY OF	\$1,591,673		\$1,434,750 (c)	\$0	0	04-25-90	
TOTALS		\$10,189,956		\$4,819,914	\$43,929,320	1,899		
<u>PROJECTS APPROVED IN FY 1991:</u>								
15	RICHMOND, CITY OF	\$1,508,300		\$250,000 (c)	\$1,500,000	100	09-26-90	
16	WARREN COUNTY W.D. (Chg)	\$638,035		\$229,035 (c)	\$14,000,000	280	09-26-90	
17	LAUREL COUNTY FISCAL COURT	\$964,742		\$319,969 (c)	\$2,900,000	74	09-26-90	
18	MOUNTAIN WATER DISTRICT (Mtn. Top E	\$890,977		\$186,711 (c)	\$2,250,000	500	11-19-90	
19	MONTICELLO, CITY OF (1)	\$336,450		\$366,293 (c)	\$2,300,000	432	06-20-91	
20	JEFFERSON COUNTY / KROGER	\$1,425,575		\$1,310,251 (c)	\$23,950,000	101	06-20-91	(AMD. 3-17-93)
TOTALS		\$5,764,079		\$2,662,259	\$46,900,000	1,487		
<u>PROJECTS APPROVED IN FY 1992:</u>								
21	NEWPORT, CITY OF	\$4,017,704		\$2,931,899 (c)	\$2,931,899	220	09-16-91	(AMD. 7-23-92; 6-29-94; 12/9/04)
22	HODGENVILLE, CITY OF	\$125,900		\$114,931 (c)	\$400,000	16	11-01-91	
23	SCOTTSVILLE, CITY OF	\$4,252,173		\$2,660,800 (c)	\$0	260	12-04-91	
24	MONTICELLO, CITY OF (2)	\$2,610,040		\$1,495,628 (c)	\$0		12-04-91	
25	WARREN COUNTY WATER DISTRICT (W	\$121,000		\$92,809 (c)	\$32,000,000	200	02-25-92	
26	WARREN COUNTY WATER DISTRICT (Se	\$297,000		\$203,233 (c)	\$0		02-25-92	
27	LIVERMORE, CITY OF	\$86,039		\$86,039 (c)	\$0	12	06-26-92	
TOTALS		\$11,509,856		\$7,585,339	\$35,331,899	708		
<u>PROJECTS APPROVED IN FY 1993:</u>								
28	MARION, CITY OF	\$1,218,460		\$379,510 (c)	\$1,412,000	40	12-17-92	
29	DAVIESS COUNTY FISCAL COURT	\$1,765,510		\$1,634,610 (c)	\$340,000,000	280	01-29-93	
30	COVINGTON, CITY OF	\$516,140		\$460,327 (c)	\$18,000,000	500	01-29-93	
31	HOPKINSVILLE, CITY OF	\$8,688,679		\$5,000,000 (c)	\$0	500	05-05-93	(REAP. 3-31-95)
TOTALS		\$12,188,789		\$7,474,447	\$359,412,000	1,320		
<u>PROJECTS APPROVED IN FY 1994:</u>								
32	GRAYSON, CITY OF (2)	\$1,712,759		\$1,412,759 (c)	\$0	155	08-31-93	
33	PIKEVILLE, CITY OF	\$5,037,889		\$611,397 (c)	\$4,396,000	93	08-31-93	
34	LANCASTER, CITY OF	\$1,710,420		\$781,462 (c)	\$0	100	09-29-93	
35	GALLATIN COUNTY	\$4,089,434		\$4,000,000 (c)	\$400,089,434	400	09-29-93	(AMD. 6-29-94, REAP. 3-31-95)
36	CAMPBELLSVILLE, CITY OF	\$4,905,000		\$1,905,000 (s)	\$0	295	12-05-95	(REAP.)(AMD. 7-13-98)
TOTALS		\$38,849,110		\$21,645,392	\$781,897,434	3,363		
<u>PROJECTS APPROVED IN FY 1995:</u>								
30	HENDERSON, CITY OF (phase 1)	\$7,445,372		\$3,188,731 (c)	\$0	1,500	08-30-94	(AMD. 7-5-96)
	(phase 2)			\$581,512 (c)	\$0		08-30-94	
* 31	WEBSTER COUNTY WATER DISTRICT	\$1,268,460		\$638,000 (c)	\$0	58	05-30-95	
TOTALS		\$8,713,832		\$4,408,243	\$0	1,558		
<u>PROJECTS APPROVED IN FY 1996:</u>								
* 32	OAK GROVE, CITY OF	\$787,990		\$498,295 (c)	\$0	134	05-14-96	
33	MOUNT STERLING, CITY OF	\$2,467,009		\$2,467,009 (c)	\$0	400	05-14-96	
TOTALS		\$3,254,999		\$2,965,304	\$0	534		

		TOTAL INFRASTRUCTURE AMOUNT	KIA Grnt/Prin Forg AMOUNT	KIA Loan AMOUNT	GENERATED PRIVATE INVESTMENT	JOB CREATED	DATE APPROVED	COMMENTS
<b><u>PROJECTS APPROVED IN FY 1997:</u></b>								
34	CORBIN, CITY OF	\$583,878		\$300,000 (c)	\$0	30	8-29-96	
42	GRAVES CO WATER DISTRICT	\$1,028,000		\$528,000 (c)	\$0	95	12-4-96; 4/4/13	REAP 9-1-98; assumed from Hickory
	<b>TOTALS</b>	<b>\$1,611,878</b>		<b>\$828,000</b>	<b>\$0</b>	<b>125</b>		
<b><u>PROJECTS APPROVED IN FY 1998:</u></b>								
*	42 PRESTONSBURG, CITY OF	\$4,392,500		\$600,000 (c)	\$0	77	2-26-98	\$50M inc. app. 2-5-99
*	43 PAINTSVILLE, CITY OF	\$8,070,950		\$1,772,800 (c)	\$0	400	2-26-98	(REAP. 12-10-99)
	<b>TOTALS</b>	<b>\$12,463,450</b>		<b>\$2,372,800</b>	<b>\$0</b>	<b>477</b>		
<b><u>PROJECTS APPROVED IN FY 1999:</u></b>								
*	44 HARDINSBURG, CITY OF	\$5,239,680		\$131,231 (c)	\$0	14	7-13-98	
*	45 PRESTONSBURG, CITY OF	\$1,591,200		\$795,600 (c)		400	4-27-99	
	<b>TOTALS</b>	<b>\$6,830,880</b>		<b>\$926,831</b>	<b>\$0</b>	<b>414</b>		
<b><u>PROJECTS APPROVED IN FY 2000:</u></b>								
*	46 GALLATIN CO WATER DISTRICT	\$1,100,000		\$744,796 (c)	\$95,000,000	130	09/01/1999; AMD 4/4/00	
*	47 CARROLTON, CITY OF (CELOTEX)	\$184,300		\$112,200 (c)	\$75,000,000	122	12/10/1999; AMD 9/1/01	
	<b>TOTALS</b>	<b>\$1,284,300</b>		<b>\$856,996</b>	<b>\$170,000,000</b>	<b>122</b>		
<b><u>PROJECTS APPROVED IN FY2005:</u></b>								
*	48 UNION COUNTY FISCAL COURT	\$1,550,000		\$0	\$0 NA		11/04/2004	commitment expired
*	40 OWENTON, CITY OF	\$736,890		\$0	\$0 NA		11/04/2004	commitment expired
*	41 HART CO FISCAL COURT	\$3,192,000		\$2,170,999 (c)	\$0 NA		03/03/2005	
*	42 BOONE COUNTY WATER DISTRICT	\$3,548,148		\$2,506,118 (c)	\$0 NA		6/2/05; 7/1/10	assumed from Boone Co FC
	<b>TOTALS</b>	<b>\$9,027,038</b>		<b>\$4,677,117</b>	<b>\$0</b>			
<b><u>PROJECTS APPROVED IN FY2006:</u></b>								
*	43 GRAVES CO WATER DISTRICT	\$596,776		\$596,776 (c)	\$0 NA		/2005; 7/26/06; 10/2/08	Assumed from Fancy Farm WD
*	44 GRAVES CO WATER DISTRICT	\$152,176		\$152,176 (c)	\$0 NA		9/1/2005; 10/2/08	Assumed from Fancy Farm WD
*	45 WESTERN MASON SANITATION DIST	\$4,644,000		\$560,272 (c)	\$0 NA		12/01/2005	
*	46 BONNIEVILLE, CITY OF	\$3,160,000		\$0	\$0 NA		12/01/2005	commitment expired
*	47 Elkton, City of	\$808,000		\$808,000 (c)	\$0 NA		03/02/2006	
*	48 MT VERNON, CITY OF	\$2,055,000		\$945,000 (c)	\$0 NA		05/04/2006	
	<b>TOTALS</b>	<b>\$11,415,953</b>		<b>\$3,062,225</b>	<b>\$0</b>			
<b><u>PROJECTS APPROVED IN FY2007:</u></b>								
*	49 GUTHRIE, CITY OF	\$0		\$0	\$0 NA		08/03/2006	Withdrawn
*	50 OWINGSVILLE, CITY OF	\$4,367,250		\$797,250 (c)	\$0 NA		006;10/01/2009	338,997 In; 50,000 grant
*	51 JAMESTOWN, CITY OF	\$13,065,000		\$3,588,700 (c)	\$0 NA		12/07/2006	3,038,700 In; 550,000 grant
*	52 CONNECTGRADD	\$2,400,000		\$837,856 (c)	\$0 NA		02/08/2007	broadband
*	53 ALBANY, CITY OF	\$7,366,000		\$749,947 (c)	\$0 NA		05/10/2007	EO 2007-298 GF
*	54 GRAVES CO WATER DISTRICT	\$849,154		\$849,154 (c)	\$0 NA		5/10/2007; 10/2/08	S Graves WD
	<b>TOTALS</b>	<b>\$28,047,403</b>		<b>\$6,822,906</b>	<b>\$0</b>			
<b><u>PROJECTS APPROVED IN FY2008:</u></b>								
*	55 CAVELAND ENVIRONMENTAL	\$2,910,000		\$125,000 (c)	\$0 NA		09/06/2007	sewer
*	56 HOPKINSVILLE ELECT & EN NET	\$3,000,000		\$3,000,000 (c)	\$0 NA		10/04/2007	fiber optic communications
*	57 MARION CO WATER DISTRICT	\$750,000		\$340,000 (c)	\$0 NA		10/04/2007	water
*	58 WILLIAMSBURG, CITY OF	\$3,237,440		\$400,000 (c)	\$0 NA		10/04/2007	water
*	59 LOGAN TODD REG WAT COMM	\$1,500,000		\$400,000 (c)	\$0 NA		11/01/2007	water
*	60 BURGIN, CITY OF	\$50,000		\$50,000 (c)	\$0 NA		11/01/2007	water
	61 PRESTONSBURG, CITY OF	\$2,700,000		\$2,700,000	\$0 NA		12/06/2007	purchase Auxier Water
	62 GLASGOW, CITY OF	\$1,200,000		\$1,200,000 (c)	\$0 NA		2/7/2008; 10/9/08	broadband
	63 LANCASTER, CITY OF	\$690,000		\$490,000 (c)	\$0 NA		03/06/2008	sewer
	64 WHITLEY CO WATER DISTRICT	\$2,708,000		\$932,800 (c)	\$0 NA		3/6/08; 7/27/11	water
	65 HINDMAN, CITY OF	\$500,000		\$500,000 (c)	\$0 NA		04/03/2008	water
	66 WALTON, CITY OF	\$4,000,000		\$1,000,000 (c)	\$0 NA		06/05/2008	sewer
	<b>TOTALS</b>	<b>\$23,245,440</b>		<b>\$11,137,800</b>	<b>\$0</b>			
<b><u>PROJECTS APPROVED IN FY2009:</u></b>								
	67 CARROLLTON, CITY OF	\$2,949,731		\$867,091 (c)	\$0 NA		8/7/08; 12/8/11	sewer
	68 LOUISA, CITY OF	\$1,075,000		\$972,330 (c)	\$0 NA		08/07/2008	sewer
	69 PRESTONSBURG, CITY OF	\$841,000		\$841,000 (c)	\$0 NA		10/02/2008	water meters
	70 LEBANON, CITY OF	\$1,119,707		\$582,883 (c)	\$0 NA		12/04/2008	water
	71 MuniNet	\$2,500,000		\$2,500,000 (c)	\$0 NA		06/25/09; 4/7/11	broadband; assumed from Murray
	72 PINEVILLE, CITY OF	\$0		\$0	\$0 NA		06/25/2009	sewer - withdrawn 9/24/09
	<b>TOTALS</b>	<b>\$8,485,438</b>		<b>\$5,763,304</b>	<b>\$0</b>			
<b><u>PROJECTS APPROVED IN FY2010:</u></b>								
	73 Prestonsburg, City of	\$2,670,000		\$0	\$0 NA		10/01/2009	sewer
	74 Falmouth, City of	\$564,835		\$564,835 (c)	\$0 NA		10/01/2009	sewer
	75 Bullitt Co Sanitation District	\$500,000		\$500,000 (c)	\$0 NA		02/04/2010	sewer
	76 Hart Co Industrial Authority	\$2,300,000		\$999,811 (c)	\$3,000,000	40	02/04/2010	sewer
	77 Marshall Co. Fiscal Court	\$1,075,000	\$800,000	\$275,000 (c)	\$0 NA		6/3/10;12/6/12	80% grant/ 20% loan
	<b>TOTALS</b>	<b>\$7,109,835</b>	<b>\$800,000</b>	<b>\$2,339,646</b>	<b>\$3,000,000</b>	<b>40</b>		

	TOTAL INFRASTRUCTURE AMOUNT	KIA Grnt/Prin Forg AMOUNT	KIA Loan AMOUNT	GENERATED PRIVATE INVESTMENT	JOB CREATED	DATE APPROVED	COMMENTS
<b>PROJECTS APPROVED IN FY2011:</b>							
78	Bullitt Co Sanitation District	\$500,000	\$0	\$500,000 (c)	\$0 NA	08/05/2010	sewer
79	Greenville, City of	\$1,226,500	\$0	\$1,226,500 (c)	\$0 NA	10/14/10; 10/25/13	sewer
80	Marion, City of	\$2,100,000	\$0	\$1,175,526 (c)	\$0 NA	10/14/2010	water
81	Princeton, City of	\$430,645	\$0	\$401,674 (c)	\$0 NA	10/14/10; 7/1/11	sewer
82	Bracken Co Water District	\$475,000	\$380,000	\$95,000 (c)	\$0 NA	12/09/2010	water
83	Caneyville, City of	\$445,000	\$0	\$110,000 (c)	\$0 NA	12/09/2010	sewer
84	Crab Orchard, City of	\$1,660,000	\$400,000	\$409,999 (c)	\$0 NA	12/09/2010	water
85	Flatwoods, City of	\$887,500	\$514,800	\$128,700 (c)	\$0 NA	2/3/2011; 8/2/12	
86	Graves County Water District	\$1,111,266	\$220,000	\$780,000 (c)	\$0 NA	02/03/2011	
87	Mt. Washington, City of	\$700,000	\$560,000	\$140,000 (c)	\$0 NA	02/03/2011	
88	White Plains, City of	\$657,000	\$525,600	\$131,400 (c)	\$0 NA	02/03/2011	
89	Beattyville, City of	\$675,000	\$140,000	\$35,000 (c)	\$0 NA	03/03/2011	water
90	Elkton, City of	\$141,700	\$0	\$136,761 (c)	\$0 NA	03/03/2011	water
91	Nicholas County Sanitation District	\$2,641,000	\$0	\$550,000 (c)	\$0 NA	03/03/2011	sewer
92	North McLean Co WD	\$737,871	\$200,000	\$50,000 (c)	\$0 NA	03/03/2011	water
93	MuniNet	\$2,031,370	\$0	\$2,031,370 (c)	\$0 NA	04/07/2011	broadband
<b>TOTALS</b>	<b>\$16,419,852</b>	<b>\$2,940,400</b>	<b>\$7,901,930</b>	<b>\$0</b>	<b>0</b>		
<b>PROJECTS APPROVED IN FY2012:</b>							
94	Crittenden-Livingston Water District	\$300,000	\$0	\$300,000 (c)	\$0 NA	08/04/2011	water
95	Lewisburg, City of	\$0	\$0	\$0	\$0 NA	03/01/2012	water - withdrawn 12/2/13
96	Olive Hill, City of	\$505,000	\$0	\$505,000 (c)	\$0 NA	03/01/2012	water
97	Mount Olivet, City of	\$1,100,000	\$0	\$350,000 (c)	\$0 NA	04/12/2012	water
98	Nebo Water District	\$92,000	\$0	\$92,000 (c)	\$0 NA	06/07/2012	water - WX21107002
<b>TOTALS</b>	<b>\$1,997,000</b>	<b>\$0</b>	<b>\$1,247,000</b>	<b>\$0</b>	<b>0</b>		
<b>PROJECTS APPROVED IN FY2013:</b>							
99	East Pendleton Water District	\$160,000	\$0	\$160,000 (c)	\$0 NA	08/02/2012	water WX21191002
100	Marion County Water District	\$548,180	\$0	\$548,180 (c)	\$0 NA	08/02/2012	water - WX21155031
101	Symsonia Water District	\$924,016	\$0	\$327,103 (c)	\$0 NA	8/2/12; 12/4/14	water - WX21083055
102	Scottsville, City of	\$716,000	\$0	\$261,068 (c)	\$0 NA	08/02/2012	sewer - SX21003032
103	South Shore, City of	\$2,082,411	\$0	\$1,882,411 (c)	\$0 NA	8/2/12; 4/2/15	purchase water system; WX21089067
104	City of Elkton	\$346,243	\$0	\$346,243 (c)	\$0 NA	3/7/13; 10/25/13	water - WX21219030
105	Bullitt Co Sanitation District	\$89,217	\$84,756	\$4,461 (c)	\$0 NA	03/07/2013	sewer - SX21029031
106	Pineville, City of	\$1,380,000	\$0	\$1,380,000 (c)	\$0 NA	04/04/2013	water - WX21013926
107	Green River Valley Water District	\$1,287,000	\$0	\$1,287,000 (c)	\$0 NA	4/4/13; 6/4/15	water - WX21099037
108	Burkesville, City of	\$1,500,000	\$0	\$500,000 (c)	\$0 NA	05/02/2013	sewer - SX21057003
109	Scottsville, City of	\$2,093,465	\$0	\$1,138,509 (c)	\$0 NA	05/02/2013	sewer - SX21003027
<b>TOTALS</b>	<b>\$11,126,532</b>	<b>\$84,756</b>	<b>\$7,834,975</b>	<b>\$0</b>	<b>0</b>		
<b>PROJECTS APPROVED IN FY2014:</b>							
110	Paradise Park Reg Industrial Dev Auth	\$853,585	\$0	\$339,409 (c)	\$0 NA	09/05/2013	water - WX21177029
111	US 60 Water District	\$1,605,810	\$0	\$1,300,000 (c)	\$0 NA	09/05/2013	water - WX21211033
112	Greensburg, City of	\$83,813	\$0	\$83,813	\$0 NA	02/06/2014	water - WX21087018
113	Edmonton, City of	\$174,907	\$0	\$174,907 (c)	\$0 NA	02/06/2014	water - WX21169031
114	Dawson Springs, City of	\$450,000	\$0	\$284,361 (c)	\$0 NA	03/06/2014	water - WX21107035
115	Wickliffe, City of	\$150,000	\$0	\$150,000	\$0 NA	03/06/2014	water - WX21007006
116	Lebanon Junction, City of	\$296,058	\$0	\$296,058 (c)	\$0 NA	4/3/14; 9/3/15	sewer - SX21029032
117	Grand Rivers, City of	\$263,000	\$0	\$263,000 (c)	\$0 NA	04/03/2014	water - WX21139017
118	Mount Olivet, City of	\$0	\$0	\$0	\$0 NA	04/03/2014	sewer - SX21201007 - withdrawn 2014
119	Hickman, City of	\$0	\$0	\$0	\$0 NA	04/03/2014	water - WX21075017 - withdrawn 8/20/14
120	London, City of	\$1,100,300	\$0	\$1,100,300 (c)	\$0 NA	05/01/2014	sewer - SX21125004
121	Greenup Joint Sewer Agency	\$2,000,000	\$0	\$2,000,000	\$0 NA	06/26/2014	sewer - SX21089072
122	Greensburg, City of	\$0	\$0	\$0	\$0 NA	06/26/2014	water - WX21087008 - withdrawn 2/20/14
<b>TOTALS</b>	<b>\$6,977,473</b>	<b>\$0</b>	<b>\$5,991,849</b>	<b>\$0</b>	<b>0</b>		
<b>PROJECTS APPROVED IN FY2015:</b>							
123	Hustonville, City of	\$544,451	\$0	\$544,451 (c)	\$0 NA	9/4/14; 10/1/15	water - WX21137046
124	Bracken Co Water District	\$358,000	\$0	\$358,000 (c)	\$0 NA	12/04/2014	water - WX21023045
125	Northern Kentucky Water District	\$1,727,112	\$0	\$1,392,195 (c)	\$0 NA	02/05/2015	water - WX21117002
126	Cattlettsburg, City of	\$270,000	\$0	\$270,000 (c)	\$0 NA	02/05/2015	sewer - SX21019076
127	Barbourville, City of	\$0	\$0	\$0	\$0 NA	04/02/2015	water - WX21121007 - withdrawn 4/13/16
128	US 60 Water District	\$2,326,000	\$0	\$1,721,905 (c)	\$0 NA	06/04/2015	water - WX21211033
129	McLean County Regional Water Commissic	\$10,992,089	\$0	\$2,500,936	\$0 NA	06/04/2015	water - WX21149042
<b>TOTALS</b>	<b>\$16,217,652</b>	<b>\$0</b>	<b>\$6,787,487</b>	<b>\$0</b>	<b>0</b>		
<b>PROJECTS APPROVED IN FY2016:</b>							
130	Bullitt County Sanitation District	\$175,000	\$0	\$87,430 (c)	\$0 NA	07/02/2015	sewer - SX21029030
131	Muhlenberg County Water District #3	\$391,000	\$0	\$250,000	\$0 NA	07/02/2015	water - WX21177038
132	Jeffersonville, City of	\$307,160	\$0	\$307,160 (c)	\$0 NA	08/06/2015	water - WX21173112
133	Pineville, City of	\$280,791	\$0	\$280,791 (c)	\$0 NA	08/06/2015	sewer - SX21013004
134	Martin, City of	\$0	\$0	\$0 (c)	\$0 NA	09/03/2015	sewer - SX21071008 - rescinded 2/27/17
135	Perry County Fiscal Court	\$350,000	\$50,000	\$300,000 (c)	\$0 NA	11/05/2015	water - WX21193029
136	Reid Village Water District	\$350,000	\$0	\$350,000 (c)	\$0 NA	02/04/2016	water - WX21173139
137	Morganfield, City of	\$260,000	\$0	\$260,000	\$0 NA	05/05/2016	sewer - SX21225006
138	Lewisport, City of	\$267,500	\$0	\$267,500 (c)	\$0 NA	6/2/16; 2/2/17	water - WX21091098
139	Elkhorn City, City of	\$402,060	\$0	\$402,060 (c)	\$0 NA	06/02/2016	sewer - SX21195018
140	Lancaster, City of	\$204,890	\$0	\$204,890 (c)	\$0 NA	06/02/2016	sewer - SX21079017
<b>TOTALS</b>	<b>\$2,988,401</b>	<b>\$50,000</b>	<b>\$2,709,831</b>	<b>\$0</b>	<b>0</b>		



	TOTAL INFRASTRUCTURE AMOUNT	KIA Grnt/Prin Forg AMOUNT	KIA Loan AMOUNT	GENERATED PRIVATE INVESTMENT	JOBS CREATED	DATE APPROVED	COMMENTS
<b>PROJECTS APPROVED IN FY2017:</b>							
141	Hustonville, City of	\$75,639	\$0	\$75,639 (c)	\$0	NA	08/04/2016 water - WX21137050
142	Lawrenceburg, City of	\$1,985,000	\$0	\$1,200,000	\$0	NA	08/04/2016 sewer - SX21005006
143	Calvert City, City of	\$576,113	\$0	\$463,537 (c)	\$0	NA	09/01/2016 water - WX21157017
144	Northeast Woodford County Water District	\$400,000	\$0	\$400,000	\$0	NA	10/27/2016 water - WX21239032
145	New Castle, City of	\$890,000	\$0	\$428,913.77 (c)	\$0	NA	12/01/2016 sewer/water - SX21103012/WX21103059
146	Bardstown, City of	\$1,220,499	\$0	\$1,220,499 (c)	\$0	NA	12/1/16; 5/4/17 water - WX21179030
147	Bowling Green, City of	\$2,000,000	\$0	\$2,000,000	\$0	NA	12/01/2016 water - WX21227076
148	South Hopkins Water District	\$765,000	\$0	\$765,000	\$0	NA	03/02/2017 water - WX21107052
149	Bardstown, City of	\$1,129,000	\$0	\$1,129,000	\$0	NA	5/4/17; 3/1/18 water - WX21179031
150	Mayfield, City of	\$849,000	\$0	\$849,000	\$0	NA	06/01/2017 sewer/water - SX21083058/WX21083041
151	Regional Water Resource Agency	\$500,000	\$0	\$500,000	\$0	NA	06/01/2017 sewer - SX21059039
152	Regional Water Resource Agency	\$485,000	\$0	\$485,000	\$0	NA	06/01/2017 sewer - SX21059026
TOTALS		\$10,875,251	\$0	\$9,516,589	\$0	0	
<b>PROJECTS APPROVED IN FY2018:</b>							
153	Guthrie, City of	\$1,163,825	\$0	\$1,163,825	\$0	NA	10/05/2017 sewer/water - SX21219022/WX21219008
154	Elkhorn Water District	\$880,000	\$0	\$850,000	\$0	NA	10/05/2017 water - WX21073021
155	Lewisburg, City of	\$250,000	\$0	\$250,000	\$0	NA	12/06/2017 sewer - SX21141014
156	Albany, City of	\$515,000	\$0	\$53,000	\$0	NA	02/01/2018 water - WX21053014
157	Flemingsburg, City of	\$416,820	\$0	\$132,046	\$0	NA	02/01/2018 sewer - SX21069019
158	Kentucky Dept of Parks - Taylorsville Lake	\$856,000	\$0	\$796,000	\$0	NA	02/01/2018 sewer - SX21215005
159	Cannonsburg Water District	\$85,000	\$0	\$85,000	\$0	NA	06/12/2018 water - WX21089035
160	Hopkinsville Electrict System	\$4,300,000	\$0	\$2,500,000	\$0	NA	06/12/2018 broadband
161	Marion County Water District	\$950,000	\$0	\$950,000	\$0	NA	06/12/2018 water - WX21155022
TOTALS		\$9,416,645	\$0	\$6,779,871	\$0	0	
<b>PROJECTS APPROVED IN FY2019:</b>							
162	Calvert City, City of	\$610,800	\$0	\$542,900	\$0	NA	09/26/2018 water - WX21035006
163	Mount Washington, City of	\$1,599,630	\$0	\$1,599,630	\$0	NA	09/26/2018 water - WX21029293
164	Murray, City of	\$4,592,253	\$0	\$1,500,000	\$0	NA	11/13/2018 water - WX21035037
165	Laurel County Water District #2	\$1,775,000	\$0	\$445,000	\$0	NA	11/13/2018 water - WX21125020
166	Warren County Water District	\$3,056,000	\$0	\$2,000,000	\$0	NA	12/11/2018 sewer - SX21227082
TOTALS		\$11,633,683	\$0	\$6,087,530	\$0	0	
GRAND TOTALS		\$286,141,913	\$3,875,156	\$146,506,350	\$1,566,812,723	13,536	

***bold, italics - pending board approval***  
 \* Bonds have not been sold for these projects  
 + Projects were funded under the master note  
 (c) - Final amounts; Loan has been closed  
 (s) - Amount represented in the assistance agreement



TOTAL AUTHORIZATION FYS 1991-94	\$6,000,000	
TOTAL DEAUTHORIZATION FYS 95-96	(\$78,822)	
TOTAL AUTHORIZATION FYS 1997-98	\$0	
TOTAL AUTHORIZATION FYS 1998-2000	\$13,000,000	(rlf)
TOTAL AUTHORIZATION FYS 2001-2002	\$3,925,000	(rlf)
	<u><u>\$22,846,178</u></u>	

**KENTUCKY INFRASTRUCTURE AUTHORITY  
WATER RESOURCES GRANT----- (FUND B1)**

<b>TOTAL INFRASTRUCTURE AMOUNT</b>	<b>KIA AMOUNT</b>	<b>DATE APPROVED</b>	<b>COMMENTS</b>
--	-----------------------	--------------------------	-----------------

**PROJECTS APPROVED JULY 1, 1991 THROUGH JUNE 30, 1992:**

1 ELKHORN WATER DISTRICT	\$383,000	\$151,233 (c)	9-16-91	
2 BEAVER-ELKHORN WATER DISTRICT (PH II)	\$2,262,200	\$1,383,547 (c)	9-16-91	(REAP. 5-5-93)
3 BEAVER-ELKHORN WATER DISTRICT (PH III)	\$3,386,325	\$616,453 (c)	9-16-91	(REAP. 5-5-93)
4 WACO WATER DISTRICT	\$304,525	\$300,000 (c)	9-16-91	
5 NORTH MERCER WATER DISTRICT	\$1,833,000	\$500,000 (c)	9-16-91	
6 WEBSTER COUNTY WATER DISTRICT	\$2,269,500	\$1,500,000 (c)	9-16-91	
7 ANDERSON COUNTY	\$361,638	\$270,000 (c)	9-16-91	
8 GEORGETOWN, CITY OF	\$3,474,350	\$400,000 (c)	9-16-91	
9 LYNCH, CITY OF	\$502,500	\$499,945 (c)	9-16-91	
<b>TOTALS</b>	<u><u>\$14,777,038</u></u>	<u><u>\$5,621,178</u></u>		

**PROJECTS APPROVED JULY 1, 1992 THROUGH JUNE 30, 1994:**

10 DAVIESS COUNTY FISCAL COURT (East Daviess County Water Association)	\$300,000	\$300,000 (c)	11-12-92	(AMD. 9-29-93)
<b>TOTALS</b>	<u><u>\$300,000</u></u>	<u><u>\$300,000</u></u>		

**PROJECTS PER SPECIAL PROVISIONS DURING 1998 GENERAL SESSION**

11 MEADE COUNTY FISCAL COURT	\$4,204,225	\$2,500,000	12/18/1998	
12 CITY OF RICHMOND	\$8,400,000	\$4,000,000	09/01/1998	
13 CITY OF MIDWAY	\$4,760,971	\$3,500,000	06/06/2000	
14 CITY OF HINDMAN	\$3,000,000	\$3,000,000	07/28/1999	
<b>TOTALS</b>	<u><u>\$20,365,196</u></u>	<u><u>\$13,000,000</u></u>	(rlf)	

**PROJECTS APPROVED JULY 1, 1998 THROUGH JUNE 30, 1999:**

15 WATER RESOURCE DEV COMMISSION	\$1,053,000	753,000 (rlf)	4-27-99	
<b>TOTALS</b>	<u><u>\$1,053,000</u></u>	<u><u>753,000</u></u>		

**PROJECTS PER SPECIAL PROVISIONS DURING 2000 GENERAL SESSION**

16 HORTON CAMP INF AT GREEN RIVER ST PARK	650,000.00	650,000.00	06/06/2000	
17 FLEMING CO WATER COMM	75,000.00	75,000.00	02/01/2001 (AA date)	
18 FLEMING CO '201' SEWER PLANNING	50,000.00	50,000.00	10/01/2001 (AA date)	
19 CITY OF WURLAND	25,000.00	25,000.00	10/01/2001 (AA date)	
20 SPURLOCK & LITTLE MUD CREEK	300,000.00	300,000.00	08/17/2001 (AA date)	
21 PIKE COUNTY - TAYLOR FORK	50,000.00	50,000.00	08/06/2001 (AA date)	
22 SOUTHERN MADISON WATER DISTRICT	200,000.00	200,000.00	03/01/2001 (AA date)	
23 HENDERSON CO WATER DISTRICT	500,000.00	500,000.00	08/20/2001 (AA date)	
24 LEWIS CO WATER & SEWER	500,000.00	500,000.00	11/22/2000	
25 GREEN CO WATER & SEWER	500,000.00	500,000.00	08/06/2001 (AA date)	
26 LARUE COUNTY FISCAL COURT	750,000.00	750,000.00	08/06/2001 (AA date)	
27 CARROL COUNTY FISCAL COURT	250,000.00	250,000.00	08/01/2001 (AA date)	
28 CITY OF RACELAND	25,000.00	25,000.00	09/21/2001 (AA date)	
29 CITY OF WORTHINGTON	25,000.00	25,000.00	08/06/2001 (AA date)	
30 CITY OF FLATWOODS	25,000.00	25,000.00	10/01/2001 (AA date)	
<b>TOTALS</b>	<u><u>3,925,000.00</u></u>	<u><u>3,925,000.00</u></u>	(rlf)	

TOTAL INFRASTRUCTURE AMOUNT	KIA AMOUNT	DATE APPROVED	COMMENTS
-----------------------------------	---------------	------------------	----------

**PROJECTS APPROVED JULY 1, 2001 THROUGH JUNE 30, 2002:**

31	Columbia-Campbellsville	WX21001008	\$3,415,000	\$55,000	12/06/2001
32	Bath County Water District	WX21011002	\$2,253,000	\$1,150,000	12/06/2001
33	City of Paris	WX21017002	\$2,300,000	\$1,000,000	12/06/2001
34	City of Ashland	WX21019006	\$2,362,626	\$750,000	12/06/2001
35	Bracken County Water District	WX21023001	\$1,810,000	\$93,500	12/06/2001
36	City of Murray	WX21035005	\$1,126,000	\$0	12/06/2001
37	Center Ridge Water District	WX21035011	\$262,200	\$262,200	12/06/2001
38	West Carroll Water District	WX21041301	\$2,200,000	\$500,000	12/06/2001
39	Rattlesnake Ridge Water District	WX21043001	\$4,130,000	\$440,000	12/06/2001
40	Christian County Water District	WX21047011	\$2,200,000	\$1,000,000	12/06/2001
41	Owensboro Municipal Utilities	WX21059001	\$2,500,000	\$1,000,000	12/06/2001
42	Consumers Water District	WX21083002	\$1,117,868	\$1,000,000	12/06/2001
43	City of Caneyville	WX21085001	\$486,000	\$186,000	12/06/2001
44	Grayson County Water District	WX21085009	\$2,878,000	\$1,000,000	12/06/2001
45	City of Cumberland	WX21095662	\$1,600,000	\$400,000	12/06/2001
46	Henderson Water Utility	WX21101005	\$600,000	\$600,000	12/06/2001
47	Wood Creek water District	WX21125527	\$350,364	\$350,364	12/06/2001
48	Louisa Water District	WX21127001	\$5,570,570	\$1,000,000	12/06/2001
49	Electric Plant Board of the City of Vanceburg	WX21135001	\$4,077,000	\$977,000	12/06/2001
50	City of Sacramento	WX21149002	\$150,000	\$150,000	12/06/2001
51	Western Lewis Rectorville Water District	WX21161001	\$1,399,000	\$275,000	12/06/2001
52	Edmonton Water Works	WX21169001	\$2,222,782	\$595,782	12/06/2001
53	Tri-Village Water District	WX21187205	\$1,800,000	\$800,000	12/06/2001
54	City of Falmouth	WX21191311	\$1,000,000	\$300,000	12/06/2001
55	City of Hazard	WX21193009	\$5,500,000	\$250,000	12/06/2001
56	Buffalo Trail Water Association	WX21201005	\$1,500,000	\$750,000	12/06/2001
57	US 60 Water District	WX21211026	\$1,375,000	\$650,000	12/06/2001
58	Taylorville Water Works	WX21215087	\$3,500,000	\$430,400	12/06/2001
59	Campbellsville-Greensburg	WX21217004	\$3,181,900	\$0	12/06/2001
60	Cadiz-Trigg County Regional Water Commissio	WX21221002	\$14,000,000	\$70,000	12/06/2001
61	City of Midway	WX21239003	\$766,000	\$150,000	12/06/2001
62	City of Booneville	WX21189002	\$687,000	\$130,000	06/06/2002
<b>TOTALS</b>			<b>\$78,320,310</b>	<b>\$16,315,246</b> (rlf)	

**PROJECTS APPROVED JULY 1, 2006 THROUGH JUNE 30, 2007:**

63	Knott Co Water & Sewer	\$500,000	\$500,000	10/05/2006
64	Bath Co WD	\$514,340	\$250,000	12/07/2006
65	Western Pulaski Co Water District	\$620,000	\$620,000	5/10/07; 6/21/07
66	City of Harlan	\$200,000	\$200,000	06/21/2007

**PROJECTS APPROVED IN FY2008:**

67	City of Arlington	\$190,750	\$190,750	07/19/2007
68	City of Elkton	\$200,000	\$200,000	07/19/2007
69	City of Georgetown	\$80,000	\$80,000	07/19/2007
70	Morehead Utility Plant Board	\$373,900	\$373,900	07/19/2007
TOTALS		\$844,650	\$844,650	

<b>GRAND TOTALS</b>	<b>\$121,419,534</b>	<b>\$41,484,424</b>
---------------------	----------------------	---------------------

***bold, italics - pending board approval***

(s) - Amount represented in the assistance agreement

(c) - Grant has been closed.

(rlf) - To be funded out of the revolving loan funds

<p align="center"><b>KENTUCKY INFRASTRUCTURE AUTHORITY</b>  <b>WATER RESOURCES LOAN ----- (FUND B2)</b>  <b>GATEWAY, BIG SANDY, KENTUCKY RIVER AND CUMBERLAND VALLEY DEVELOPMENT DISTRICTS</b></p>
--

TOTAL AUTHORIZATION FYS 1991-94	\$30,000,000
TOTAL DEAUTHORIZATION FYS 1995-96	(\$1,716,586)
TOTAL AUTHORIZATION FYS 1997-98	\$0
TOTAL AUTHORIZATION FYS 1998-99	\$0
<b>TOTAL 1991 - 1998</b>	<b>\$28,283,414</b>

TOTAL INFRASTRUCTURE AMOUNT	KIA AMOUNT	INTEREST RATE	AREA DEVELOPMENT DISTRICT	DATE APPROVED	COMMENTS
-----------------------------------	---------------	------------------	---------------------------------	------------------	----------

**PROJECTS APPROVED JULY 1, 1991 THROUGH JUNE 30, 1992:**

1	MOUNTAIN WATER DISTRICT (Indian Creek)	\$2,712,760	\$337,760 (c)	3.0%	BIG SANDY	07-24-91	
2	MARTIN COUNTY WATER DISTRICT NO. 2	\$2,481,566	\$1,329,826 (c)	3.0%	BIG SANDY	09-16-91	(REAP. 5-5-93)
3	HYDEN / LESLIE CO. WATER DISTRICT	\$2,196,941	\$1,965,619 (c)	3.0%	KY. RIVER	09-16-91	
4	SOUTHERN WATER & SEWER (Phase I)	\$1,045,700	\$514,888 (c)	3.0%	BIG SANDY	09-16-91	(REAP. 1-29-93), Assumed from Beaver Elkhorn 12-21-00
5	SOUTHERN WATER & SEWER (Phase II)	\$2,262,200	\$847,982 (c)	3.0%	BIG SANDY	09-16-91	(REAP. 5-5-93), Assumed from Beaver Elkhorn 12-21-00
6	SOUTHERN WATER & SEWER (Phase III)	\$3,386,325	\$2,831,354 (c)	3.0%	BIG SANDY	09-16-91	(REAP. 5-5-93 & 2-2-95), Assumed from Beaver Elkhorn 12-21-00
7	MANCHESTER, CITY OF	\$1,766,705	\$970,439 (c)	2.9%	CUMB. VALLEY	11-01-91	
8	MOREHEAD, CITY OF	\$449,442	\$359,646 (c)	2.9%	GATEWAY	11-01-91	
9	MOUNTAIN WATER DISTRICT (Multi-Area)	\$5,165,093	\$5,165,093 (c)	2.9%	BIG SANDY	11-01-91	
10	PIKEVILLE, CITY OF	\$903,718	\$897,868 (c)	2.9%	BIG SANDY	11-01-91	
11	PINEVILLE, CITY OF	\$829,099	\$829,099 (c)	2.9%	CUMB. VALLEY	11-01-91	
12	BARBOURVILLE, CITY OF	\$4,500,000	\$1,924,831 (c)	2.9%	CUMB. VALLEY	11-01-91	
13	CORBIN, CITY OF	\$1,449,838	\$833,000 (c)	2.9%	CUMB. VALLEY	12-04-91	
14	PRESTONSBURG, CITY OF	\$2,173,278	\$1,960,288 (c)	2.9%	BIG SANDY	12-04-91	
15	HARLAN, CITY OF	\$1,434,170	\$1,434,170 (c)	2.9%	CUMB. VALLEY	12-04-91	
16	WHITESBURG, CITY OF	\$1,332,179	\$932,179 (c)	2.7%	KY. RIVER	05-13-92	
17	CLAY COUNTY FISCAL COURT (North Manchester Water Association)	\$2,805,321	\$2,621,001 (c)	2.95%	CUMB. VALLEY	05-13-92	
18	ROCKCASTLE COUNTY FISCAL COURT (Western Rockcastle Water Association)	\$778,500	\$364,572 (c)	2.95%	CUMB. VALLEY	05-13-92	
<b>TOTALS</b>		<b>\$37,672,835</b>	<b>\$26,119,616</b>				

**PROJECTS APPROVED JULY 1, 1992 THROUGH JUNE 30, 1993:**

19	JACKSON COUNTY FISCAL COURT (Jackson County Water Association)	\$1,858,645	\$1,792,633 (c)	2.45%	KY. RIVER	11-12-92	
<b>TOTALS</b>		<b>\$1,858,645</b>	<b>\$1,792,633</b>				

**PROJECTS APPROVED JULY 1, 1993 THROUGH JUNE 30, 1994:**

20	LAUREL COUNTY WATER DISTRICT NO. 2	\$1,324,000	\$450,000 (c)	1.6%	CUMB. VALLEY	5-11-94	(REAP. 12-5-95)
<b>TOTALS</b>		<b>\$1,324,000</b>	<b>\$450,000</b>				
<b>GRAND TOTALS</b>		<b>\$40,855,480</b>	<b>\$28,362,249</b>				

(s) - Amount represented in the assistance agreement.  
(c) - Final Amount; Loan has been closed.

<b>KENTUCKY INFRASTRUCTURE AUTHORITY</b> <b>GOVERNMENTAL AGENCIES PROGRAM ----- (FUND C)</b>
---

	TOTAL PROJECT AMOUNT	KIA AMOUNT	DATE APPROVED	COMMENTS
<b>Fd C Available to Loan/Grant Before Current Meeting</b>		\$481,575		
ORIGINAL KENTUCKY POLLUTION ABATEMENT AUTHORITY LOANS (42)				
REFINANCED BY THE KENTUCKY INFRASTRUCTURE AUTHORITY (1989)		<b>\$32,025,000</b>		
<b><u>PROJECTS APPROVED IN FY 1989:</u></b>				
1 CAMPBELLSVILLE, CITY OF	\$3,450,000	\$2,500,000	(c)	
2 CARLISLE, CITY OF	\$3,958,731	\$1,764,950	(c)	
3 CRITTENDEN, CITY OF	\$1,725,300	\$913,800	(c)	
4 EDMONTON, CITY OF	\$740,728	\$505,728	(c)	
5 FULTON, CITY OF	\$1,200,000	\$380,000	(c)	
6 INEZ, CITY OF	\$5,692,657	\$825,477	(c)	
7 PADUCAH-MCCRACKEN JOINT SEWER COM	\$1,844,500	\$1,844,500	(c)	ASSUMED FROM CITY OF PADUCAH
8 RUSSELL, CITY OF	\$2,851,000	\$2,851,000	(c)	
9 STANFORD, CITY OF	\$1,782,000	\$590,000	(c)	
10 TOMPKINSVILLE, CITY OF	\$720,000	\$445,000	(c)	
11 WEST LIBERTY, CITY OF	\$3,086,995	\$1,805,854	(c)	
12 HARDIN COUNTY WATER DISTRICT #2	\$3,597,502	\$932,502	(c)	
13 PADUCAH-MCCRACKEN JOINT SEWER COM	\$1,528,626	\$1,528,626	(c)	ASSUMED FROM MCCRACKEN CO SEWER
14 PADUCAH-MCCRACKEN JOINT SEWER COM	\$2,099,125	\$2,099,125	(c)	ASSUMED FROM MCCRACKEN CO SEWER
15 OLDHAM COUNTY WATER DISTRICT	\$1,191,282	\$1,330,500	(c)	
16 LOUISVILLE WATER COMPANY	\$2,593,497	\$1,094,330	(c)	ASSUMED FROM KENTUCKY TURNPIKE WATER DISTRICT 3/7/02
<b>TOTALS</b>	<b>\$38,061,943</b>	<b>\$21,411,392</b>		
<b><u>PROJECTS APPROVED IN FY 1990:</u></b>				
17 BULLOCK-PEN WATER DISTRICT	\$779,649	\$399,049	(c)	08-07-89
18 BOYD COUNTY SANITATION DISTRICT #2	\$2,525,506	\$1,477,350	(c)	08-07-89 (AMD. 8-16-90 & 12-4-91)
19 FLEMINGSBURG, CITY OF	\$1,218,286	\$1,066,000	(c)	08-07-89
20 FRANKLIN, CITY OF	\$695,690	\$687,204	(c)	05-03-89 (AMD. 8-7-89)
21 PINEVILLE, CITY OF	\$3,099,590	\$308,767	(c)	09-27-89
22 EDMONSON COUNTY WATER DISTRICT	\$860,117	\$507,767	(c)	12-13-89
23 HENDERSON COUNTY WATER DISTRICT #4	\$581,609	\$550,000	(c)	12-13-89 (AMD. 6-20-91)
24 EAST LOGAN COUNTY WATER DISTRICT	\$1,253,120	\$514,303	(c)	12-13-89
25 MCKEE, CITY OF	\$562,789	\$185,289	(c)	04-25-90
<b>TOTALS</b>	<b>\$11,576,356</b>	<b>\$5,695,729</b>		
<b><u>PROJECTS APPROVED IN FY 1991:</u></b>				
26 U.S. 60 WATER DISTRICT	\$391,065	\$202,400	(c)	08-16-90
27 EDMONTON, CITY OF	\$727,621	\$502,621	(c)	08-16-90
28 MUNFORDVILLE, CITY OF	\$107,320	\$100,850	(c)	09-26-90
29 LEXINGTON-SOUTH ELKHORN WATER DIST	\$1,750,000	\$1,712,000	(c)	03-28-91
30 PADUCAH-MCCRACKEN JOINT SEWER COM	\$583,445	\$450,884	(c)	03-28-91 ASSUMED FROM REIDLAND WSD
31 SOUTH GRAVES COUNTY WATER DISTRICT	\$728,605	\$728,605	(c)	06-20-91 (REAP. 12-17-92)(AMD. 11-10-97)(AMD 8-7-03)
32 TRIMBLE COUNTY WATER DISTRICT	\$342,103	\$328,603	(c)	06-20-91 (REAP. 9-16-91)
33 HENDERSON COUNTY WATER DISTRICT #2	\$633,013	\$325,000	(c)	06-20-91
<b>TOTALS</b>	<b>\$5,263,172</b>	<b>\$4,350,963</b>		
<b><u>PROJECTS APPROVED IN FY 1992:</u></b>				
34 TOMPKINSVILLE, CITY OF	\$648,200	\$306,200	(c)	07-24-91
35 WALTON, CITY OF	\$140,577	\$140,577	(c)	07-24-91
36 WILMORE, CITY OF	\$745,155	\$228,355	(c)	09-16-91
37 EDMONSON COUNTY WATER DISTRICT	\$197,959	\$92,747	(c)	09-16-91
38 PADUCAH WATER WORKS	\$596,100	\$556,100	(c)	11/1/91;6/7/12 (assumed from Hendron Water District 6/7/12)
39 BULLOCK-PEN WATER DISTRICT	\$1,067,019	\$518,169	(c)	11-01-91
40 U.S. 60 WATER DISTRICT	\$494,603	\$459,905	(c)	12-04-91
41 FULTON, CITY OF	\$409,587	\$384,508	(c)	05-13-92
42 BULLOCK-PEN WATER DISTRICT	\$62,111	\$29,254	(c)	05-13-92
<b>TOTALS</b>	<b>\$4,361,311</b>	<b>\$2,715,815</b>		
<b><u>PROJECTS APPROVED IN FY 1993:</u></b>				
43 GEORGETOWN, CITY OF	\$554,870	\$162,870	(c)	11-12-92 (AMD. 6-29-94)(Assumed from Stamping Ground 3/2/06)
44 PIKEVILLE, CITY OF	\$1,317,639	\$419,771	(c)	11-12-92
45 NORTH MARSHALL COUNTY WATER DISTRICT	\$1,414,199	\$1,414,199	(c)	12-17-92
46 TAYLORSVILLE, CITY OF	\$188,000	\$188,000	(c)	03-03-93
47 WURLAND, CITY OF	\$336,885	\$264,145	(c)	05-05-93
<b>TOTALS</b>	<b>\$3,811,593</b>	<b>\$2,448,985</b>		

		TOTAL PROJECT AMOUNT	KIA AMOUNT		DATE APPROVED	COMMENTS
<b><u>PROJECTS APPROVED IN FY 1994:</u></b>						
48	WHITESBURG, CITY OF	\$1,701,993	\$381,855	(c)	09-29-93	
49	JONATHAN CREEK WATER DISTRICT	\$2,768,000	\$2,302,500	(c)	09-29-93	(AMD 9/7/03)
50	NORTHERN ROCKCASTLE COUNTY WATER	\$455,226	\$265,226	(c)	09-29-93	
51	Shelbyville, City of	\$2,100,000	\$697,263	(c)	05-11-94	Assumed from Shelby Co SD #1
52	LAUREL COUNTY WATER DISTRICT #2	\$1,324,000	\$900,950	(c)	05-11-94	(AMD. 12-5-95)
	<b>TOTALS</b>	<b>\$8,349,219</b>	<b>\$4,547,794</b>			
<b><u>PROJECTS APPROVED IN FY 1995:</u></b>						
53	CARLISLE, CITY OF	\$715,000	\$425,895	(c)	11-29-94	
**	54 HENRY COUNTY WATER DISTRICT #2	\$8,426,000	\$5,026,000	(s)(n)	03-31-95	(AMD. 12-5-95)
55	MCLEAN CO REGIONAL WTR COMMISSION	\$506,100	\$453,299		5-30-95; 2-4-16	Assumed from City of Calhoun
	<b>TOTALS</b>	<b>\$9,647,100</b>	<b>\$5,905,194</b>			
<b><u>PROJECTS APPROVED IN FY 1996:</u></b>						
56	OLDHAM COUNTY WATER DISTRICT	\$1,174,500	\$1,062,256	(c)	2-26-95	
57	HOPKINSVILLE, CITY OF	\$1,156,400	\$912,970	(c)	12-4-96; 4-7-11	assumed from Oak Grove
	<b>TOTALS</b>	<b>\$2,330,900</b>	<b>\$1,975,226</b>			
<b><u>PROJECTS APPROVED IN FY 1997:</u></b>						
58	EAST PENDLETON WATER DISTRICT	\$202,004	\$219,856	(c)	6-19-97	
	<b>TOTALS</b>	<b>\$202,004</b>	<b>\$219,856</b>			
<b><u>PROJECTS APPROVED IN FY 1998:</u></b>						
	<b>TOTALS</b>	<b>\$0</b>	<b>\$0</b>			
<b><u>PROJECTS APPROVED IN FY 1999:</u></b>						
59	LOUISA, CITY OF	\$387,500	\$442,857	(c)	7/13/98	(AMD 9-1-99)
*	60 WEBSTER COUNTY WATER DISTRICT	\$6,165,911	\$4,000,000	(c)	9/1/98	
61	MEADE COUNTY WATER DISTRICT	\$4,204,225	\$407,608	(c)	12/18/98	
	<b>TOTALS</b>	<b>\$10,757,636</b>	<b>\$4,850,465</b>			
<b><u>PROJECTS APPROVED IN FY 2001:</u></b>						
62	BARLOW, CITY OF	\$416,000	\$237,714	(c)	3/1/01	
	<b>TOTALS</b>	<b>\$416,000</b>	<b>\$237,714</b>			
<b><u>PROJECTS APPROVED IN FY 2002:</u></b>						
63	OLDHAM COUNTY WATER DISTRICT	\$7,043,642	\$5,560,339	(c)	7/12/01	
	<b>TOTALS</b>	<b>\$7,043,642</b>	<b>\$5,560,339</b>			
<b><u>PROJECTS APPROVED IN FY 2003:</u></b>						
*	64 MCCREARY COUNTY FISCAL COURT	7,996,000	1,474,999	(c)	09/05/2002	
*	65 NICHOLASVILLE, CITY OF	4,310,000	4,160,000	(c)	10/03/2002	
	66 SOUTHERN WATER & SEWER	6,874,900	0		01/09/2003	Withdrawn - Replaced with Coal Sev
	67 MEADE COUNTY WATER DISTRICT	919,760	0		06/05/2003	Withdrawn - Replaced with Fd F loan
	<b>TOTAL</b>	<b>\$7,996,000</b>	<b>\$5,634,999</b>			
<b><u>PROJECTS APPROVED IN FY 2004:</u></b>						
68	KNOTT CO WATER & SEWER DISTRICT	\$2,628,821	\$640,367		08/07/2003	
*	69 CAWOOD WATER DISTRICT	\$2,020,000	\$500,000		12/04/2003	
*	70 BLACK MTN UTILITIES DISTRICT	\$2,295,000	\$250,000	(c)	01/08/2004	
	<b>TOTAL</b>	<b>\$6,943,821</b>	<b>\$1,390,367</b>			
<b><u>PROJECTS APPROVED IN FY 2005:</u></b>						
*	71 NORTONVILLE, CITY OF	\$5,300,000	\$2,768,556	(c)	09/02/2004	
*	72 JOHNSON CO FISCAL COURT	\$1,317,000	\$0		12/09/2004	Withdrawn
*	73 PEAKS MILL WATER DISTRICT	\$1,626,900	\$946,900	(c)	05/05/2005	
	<b>TOTAL</b>	<b>\$8,243,900</b>	<b>\$3,715,456</b>			
<b><u>PROJECTS APPROVED IN FY 2007:</u></b>						
*	74 MAYFIELD, CITY OF	\$393,250	\$389,255	(c)	05/10/2007	broadband
	<b>TOTAL</b>	<b>\$393,250</b>	<b>\$389,255</b>			

		TOTAL PROJECT AMOUNT	KIA AMOUNT		DATE APPROVED	COMMENTS
<b><u>PROJECTS APPROVED IN FY 2008:</u></b>						
*	75	SOUTHEAST DAVIESS CO WD	\$1,219,995	\$796,140	(c)	11/01/2007 water
*	76	WEST DAVIESS CO WD	\$1,378,708	\$948,348	(c)	11/01/2007 water
*	77	NORTHERN KY WATER DISTRICT	\$6,000,000	\$6,000,000	(c)	06/05/2008 water
TOTAL		\$8,598,703	\$7,744,488			
<b><u>PROJECTS APPROVED IN FY 2009:</u></b>						
*	78	UNION, CITY OF	\$1,147,500	\$248,294	(c)	10/02/2008 sewer
TOTAL		\$1,147,500	\$248,294			
<b><u>PROJECTS APPROVED IN FY 2010:</u></b>						
*	79	BARDSTOWN, CITY OF	\$1,800,000	\$1,800,000	(c)	10/01/2009; 8/4/2011 industrial park transmission
*	80	BARDSTOWN, CITY OF	\$5,050,000	\$3,500,000	(c)	10/01/2009 water
TOTAL		\$6,850,000	\$5,300,000			
<b><u>PROJECTS APPROVED IN FY 2011:</u></b>						
*	81	Bracken Co Water District	\$621,000	\$621,000	(c)	03/03/2011 water main replacement
TOTAL		\$621,000	\$621,000			
<b><u>PROJECTS APPROVED IN FY 2012:</u></b>						
*	82	Warren Co Water District	\$1,114,400	\$823,900	(c)	10/06/2011 Buchanan Park Sewer Extension
*	83	Muninet Fiber Agency	\$3,687,038	\$3,687,038	(c)	2/2/12; 6/12/18 Cable Build Project #2
*	84	Worthington, City of	\$554,126	\$554,126	(c)	04/12/2012 Filters Upgrade
TOTAL		\$5,355,564	\$5,065,064			
<b><u>PROJECTS APPROVED IN FY 2014:</u></b>						
*	85	Bowling Green, City of	\$1,190,489	\$1,190,489	(c)	02/06/2014 WX21227077 - Reservoir Hill Piping Renovation Project
*	86	Glasgow, City of	\$3,364,860	\$3,000,000	(c)	06/26/2014 SX21009017 - New sewer basin
TOTAL		\$4,555,349	\$4,190,489			
<b><u>PROJECTS APPROVED IN FY 2015:</u></b>						
*	87	Northern Madison Co SD	\$1,500,000	\$1,200,000	(c)	10/02/2014 SX21151036 - Muddy Creek Waste Water Treatment Plant
*	88	Richmond, City of	\$963,970	\$963,970	(c)	11/06/2014 WX21151058 - Raw Water Intake Electric Relocation
*	89	Warren County Water District	\$1,760,700	\$1,090,050	(c)	02/15/2015 SX21227047 - Alvaton Area Sewer Extension
TOTAL		\$4,224,670	\$3,254,020			
<b><u>PROJECTS APPROVED IN FY 2016:</u></b>						
*	90	Mayfield, City of	\$1,410,530	\$1,410,530		04/07/2016 WX21083029 - Pinelake, 12th Street and Fuller Tank Rehabilitation
TOTAL		\$1,410,530	\$1,410,530			
<b><u>PROJECTS APPROVED IN FY 2017:</u></b>						
*	91	Mount Washington, City of	\$3,437,500	\$3,437,500		09/01/2016 WX21029290 - New Water Tower at Armstrong Lane
*	92	Bowling Green, City of	\$4,800,000	\$4,800,000		12/01/2016 WX21227076 - Water Treatment Plant Alternate Disinfection Process
*	93	Worthington, City of	\$300,000	\$300,000		02/02/2017 SX21089114 - Rehabilitation of Collection and Transmission Systems
TOTAL		\$8,537,500	\$8,537,500			
<b><u>PROJECTS APPROVED IN FY 2018:</u></b>						
*	94	Bowling Green, City of	\$46,540,000	\$4,540,000	7/6/17; 8/2/18	WX21227087 - Eng Fees for Wtr Treatment Plant Expansion
*	95	Bowling Green, City of	\$988,979	\$988,979	12/06/2017	N/A - Refinance of F00-01
*	96	Bowling Green, City of	\$2,284,113	\$2,284,113	12/06/2017	N/A - Refinance of F02-08
*	97	Carroll County Water District	\$800,281	\$800,281	12/06/2017	N/A - Refinance of F03-02
*	98	Ashland, City of	\$1,784,102	\$1,784,102	12/06/2017	N/A - Refinance of F03-01
*	99	Eddyville, City of	\$738,605	\$738,605	12/06/2017	N/A - Refinance of F03-04
*	100	Hopkinsville Electric System	\$4,300,000	\$1,800,000	06/12/2018	Broadband
TOTAL		\$57,436,080	\$12,936,081			

			TOTAL PROJECT AMOUNT	KIA AMOUNT	DATE APPROVED	COMMENTS
<b><u>PROJECTS APPROVED IN FY 2019:</u></b>						
*	101	Lebanon, City of	\$50,000	\$50,000	07/10/2018	Surplus Property Equipment
*	102	Warren County Water District	\$2,176,573	\$2,000,000	12/11/2018	WX21227053 - New water storage tank
TOTAL			<hr/> \$2,226,573	<hr/> \$2,050,000		
KIA TOTALS			<hr/> \$226,361,317	<hr/> \$122,407,014		
GRAND TOTALS (including KPAA)				<hr/> \$154,432,014		

***bold, italics - pending board approval***

\* Bonds have not been sold for these projects.

\*\* Withdrew from bond sale.

(s) - Amount represented in the assistance agreement.

(c) - Final Amount. Includes capitalized interest and Note Program costs.

(n) - Participating in BAN's

KENTUCKY INFRASTRUCTURE AUTHORITY			
SAFE DRINKING WATER STATE REVOLVING FUND CFDA #66.468 ---- (FUND F)			
<b>AVAILABLE FUNDS FY 1997:</b>		<b>AVAILABLE FUNDS FY 2007:</b>	
FEDERAL TITLE VI GRANT FUNDS	\$12,558,800	FEDERAL TITLE VI GRANT FUNDS	\$8,630,000
BOND PROCEEDS (20%)	\$2,511,760	BOND PROCEEDS (20%)	\$1,726,000
ADMINISTRATION (4%)	(\$502,352)	ADMINISTRATION (4%)	(\$345,200)
OTHER SET ASIDES (As Amended)	(\$1,928,773)	OTHER SET ASIDES	(\$1,596,550)
NET 97 SRF FUNDS	\$12,639,435	NET 07 SRF FUNDS	\$8,414,250
<b>AVAILABLE FUNDS FY 1998:</b>		<b>AVAILABLE FUNDS FY 2008:</b>	
FEDERAL TITLE VI GRANT FUNDS	\$10,851,600	FEDERAL TITLE VI GRANT FUNDS	\$8,543,000
BOND PROCEEDS (20%)	\$2,170,320	BOND PROCEEDS (20%)	\$1,708,600
ADMINISTRATION (4%)	(\$434,064)	ADMINISTRATION (4%)	(\$341,720)
OTHER SET ASIDES	(\$1,085,160)	OTHER SET ASIDES	(\$1,836,745)
NET 98 SRF FUNDS	\$11,502,696	NET 08 SRF FUNDS	\$8,073,135
<b>AVAILABLE FUNDS FY 1999:</b>		<b>AVAILABLE FUNDS FY 2009:</b>	
FEDERAL TITLE VI GRANT FUNDS	\$11,373,500	FEDERAL TITLE VI GRANT FUNDS	\$8,543,000
BOND PROCEEDS (20%)	\$2,274,700	BOND PROCEEDS (20%)	\$1,708,600
ADMINISTRATION (4%)	(\$454,940)	ADMINISTRATION (4%)	(\$85,430)
OTHER SET ASIDES	(\$808,335)	OTHER SET ASIDES	(\$2,281,788)
LAND ACQUISITION SET ASIDE	\$357,500	NET 09 SRF FUNDS	\$7,884,382
NET 98 SRF FUNDS	\$12,742,425		
<b>AVAILABLE FUNDS FY 2000:</b>		<b>AVAILABLE FUNDS FY 2010:</b>	
FEDERAL TITLE VI GRANT FUNDS	\$11,820,400	FEDERAL TITLE VI GRANT FUNDS	\$19,592,000
BOND PROCEEDS (20%)	\$2,364,080	BOND PROCEEDS (20%)	\$3,918,400
ADMINISTRATION (4%)	(\$472,816)	ADMINISTRATION (4%)	(\$783,680)
OTHER SET ASIDES	(\$1,296,086)	OTHER SET ASIDES	(\$4,564,936)
LAND ACQUISITION SET ASIDE	\$0		
NET 00 SRF FUNDS	\$12,415,578	NET 10 SRF FUNDS	\$18,161,784
<b>AVAILABLE FUNDS FY 2001:</b>		<b>AVAILABLE FUNDS FY 2011:</b>	
FEDERAL TITLE VI GRANT FUNDS	\$11,869,300	FEDERAL TITLE VI GRANT FUNDS	\$13,595,000
BOND PROCEEDS (20%)	\$2,373,860	BOND PROCEEDS (20%)	\$2,675,800
ADMINISTRATION (4%)	(\$474,772)	ADMINISTRATION (4%)	(\$535,160)
OTHER SET ASIDES	(\$1,913,832)	OTHER SET ASIDES	(\$3,210,960)
LAND ACQUISITION SET ASIDE	\$252,130	NET 11 SRF FUNDS	\$12,524,680
NET 01 SRF FUNDS	\$12,106,686		
<b>AVAILABLE FUNDS FY 2002:</b>		<b>AVAILABLE FUNDS FY 2012:</b>	
FEDERAL TITLE VI GRANT FUNDS	\$9,805,100	FEDERAL TITLE VI GRANT FUNDS	\$12,956,000
BOND PROCEEDS (20%)	\$1,961,020	BOND PROCEEDS (20%)	\$2,591,200
ADMINISTRATION (4%)	(\$392,204)	ADMINISTRATION (4%)	(\$388,680)
OTHER SET ASIDES	(\$1,372,714)	OTHER SET ASIDES	(\$3,362,082)
NET 02 SRF FUNDS	\$10,001,202	NET 12 SRF FUNDS	\$11,796,438
<b>AVAILABLE FUNDS FY 2003:</b>		<b>AVAILABLE FUNDS FY 2013:</b>	
FEDERAL TITLE VI GRANT FUNDS	\$9,746,200	FEDERAL TITLE VI GRANT FUNDS	\$12,156,000
BOND PROCEEDS (20%)	\$1,949,240	BOND PROCEEDS (20%)	\$2,431,200
ADMINISTRATION (4%)	(\$389,848)	ADMINISTRATION (4%)	(\$364,680)
OTHER SET ASIDES	(\$1,383,960)	OTHER SET ASIDES	(\$2,911,362)
NET 03 SRF FUNDS	\$9,921,632	NET 13 SRF FUNDS	\$11,311,158
<b>AVAILABLE FUNDS FY 2004:</b>		<b>AVAILABLE FUNDS FY 2014:</b>	
FEDERAL TITLE VI GRANT FUNDS	\$10,110,200	FEDERAL TITLE VI GRANT FUNDS	\$13,770,000
BOND PROCEEDS (20%)	\$2,022,040	BOND PROCEEDS (20%)	\$2,754,000
ADMINISTRATION (4%)	(\$404,408)	ADMINISTRATION (4%)	(\$413,100)
OTHER SET ASIDES	(\$1,668,183)	OTHER SET ASIDES	(\$3,717,900)
NET 04 SRF FUNDS	\$10,059,649	NET 14 SRF FUNDS	\$12,393,000
<b>AVAILABLE FUNDS FY 2005:</b>		<b>AVAILABLE FUNDS FY 2015:</b>	
FEDERAL TITLE VI GRANT FUNDS	\$10,088,800	FEDERAL TITLE VI GRANT FUNDS	\$13,680,000
BOND PROCEEDS (20%)	\$2,017,760	BOND PROCEEDS (20%)	\$2,736,000
ADMINISTRATION (4%)	(\$403,552)	ADMINISTRATION (4%)	(\$547,200)
OTHER SET ASIDES	(\$1,715,096)	OTHER SET ASIDES	(\$3,693,600)
NET 05 SRF FUNDS	\$9,987,912	NET 14 SRF FUNDS	\$12,175,200
<b>AVAILABLE FUNDS FY 2006:</b>		<b>AVAILABLE FUNDS FY 2016:</b>	
FEDERAL TITLE VI GRANT FUNDS	\$8,630,300	FEDERAL TITLE VI GRANT FUNDS	
BOND PROCEEDS (20%)	\$1,726,060	BOND PROCEEDS (20%)	
ADMINISTRATION (4%)	(\$345,212)	ADMINISTRATION (4%)	
OTHER SET ASIDES	(\$1,855,515)	OTHER SET ASIDES	
NET 06 SRF FUNDS	\$8,155,633	NET 14 SRF FUNDS	\$0
		<b>NET FY 97 - CURRENT SRF FUNDS</b>	\$212,266,875
		<b>CURRENT REVOLV/SURPL FUND BAL</b>	\$ 82,540,765
		<b>LEVERAGE FUND BALANCE</b>	\$0



		TOTAL PROJECT AMOUNT	KIA LOAN AMOUNT		DATE APPROVED	COMMENTS
<b><u>PROJECTS APPROVED IN FY 2000</u></b>						
1	HICKMAN, CITY OF	\$52,500	\$31,500	(s)	12/10/1999	F1
2	BOWLING GREEN, CITY OF	\$3,441,785	\$3,049,314	(c)	04/04/00	
3	PROVIDENCE, CITY OF	\$130,880	\$58,440	(c)	04/04/00	F1
4	GRAYSON, CITY OF	\$170,000	\$88,000	(c)	04/04/00	F1
<b>TOTALS</b>		<b>\$3,795,165</b>	<b>\$3,227,254</b>			
<b><u>PROJECTS APPROVED IN FY2001</u></b>						
5	PRINCETON, CITY OF	\$3,858,000	\$1,500,000	(c)	07/18/2000	
6	HARDINSBURG, CITY OF	\$2,096,910	\$500,000	(c)	07/18/2000	
7	PROVIDENCE, CITY OF	\$3,442,422	\$2,383,982	(c)	9/29/00	
8	SPRINGFIELD, CITY OF	\$5,791,000	\$610,000	(c)	8/29/00	
9	MOREHEAD, CITY OF	\$13,325,000	\$5,500,000	(c)	9/29/00; Amd 5/16/01; Amd 5/1/03	Combined from 2 proj.
10	HICKMAN, CITY OF	\$1,642,623	\$869,023	(c)	9/29/00	
11	GREATER FLEMING CO REG WAT COM	\$357,500	\$357,500	(c)	12/21/00; 2/1/05	Land Acq Set Aside
12	ASHLAND, CITY OF	\$2,512,626	\$2,190,384	(c)	3/1/01	
13	GRAYSON COUNTY WATER DISTRICT	\$4,400,000	\$3,930,850	(c)	4/5/01	
14	PINEVILLE, CITY OF	\$173,222	\$173,222	(c)	5/3/01	
<b>TOTALS</b>		<b>\$37,599,303</b>	<b>\$18,014,961</b>			
<b><u>PROJECTS APPROVED IN FY2002</u></b>						
15	LOGAN/TODD REG WAT COM	\$7,773,200	\$6,442,400	(c)	07/12/01	
16	CRITTENDEN/LIVINGSTON CO WD	\$1,500,000	\$1,451,881	(c)	07/12/01	
17	BULLOCK PEN WATER DISTRICT	\$408,088	\$350,367	(c)	10/4/01	
18	MOUNTAIN WATER DISTRICT	\$5,369,590	\$1,197,072	(c)	10/4/01	
19	GRAYSON, CITY OF	\$5,896,855	\$2,808,855	(c)	11/1/01; 12/12/02	Exec Com
20	LOGAN/TODD REG WAT COM	\$27,369,858	\$4,000,000	(c)	2/7/02	
21	NORTH LOGAN WATER DIST	\$800,000	\$447,000	(c)	3/7/02	
22	TAYLORSVILLE, CITY OF	\$2,800,000	\$1,241,766	(c)	5/2/02	
23	HOPKINSVILLE, CITY OF	\$1,513,593	\$1,513,593	(c)	6/6/02	
24	LOUISA, CITY OF	\$6,736,238	\$3,645,811	(c)	6/6/02	
25	BOONEVILLE, CITY OF	\$687,000	\$554,103	(c)	6/6/02	
<b>TOTALS</b>		<b>\$60,854,422</b>	<b>\$23,652,849</b>			
<b><u>PROJECTS APPROVED IN FY2003</u></b>						
26	MADISON CO UTILITY DISTRICT	\$3,560,000	\$3,299,999	(c)	7/11/02; 1/1/05	
27	BOWLING GREEN MUNICIPAL UTILITIES	\$12,244,000	\$3,980,000	(c)	9/25/02	
28	GREATER FLEMING REG WAT COMM	\$252,130	\$252,130	(c)	10/3/02	Land Acq Set Aside
29	BRACKEN CO WATER DISTRICT	\$928,000	\$928,000	(c)	10/3/02	
30	BULLOCK PEN WATER DISTRICT	\$1,229,000	\$1,210,604	(c)	12/12/02	Exec Com
31	CITY OF ASHLAND	\$14,459,550	\$4,000,000	(c)	6/5/03	
<b>TOTALS</b>		<b>\$32,672,680</b>	<b>\$13,670,733</b>			
<b><u>PROJECTS APPROVED IN FY2004</u></b>						
32	CARROLL CO WATER DISTRICT	\$1,956,156	\$1,908,662	(c)	9/4/03	
33	PAINTSVILLE, CITY OF	\$1,056,500	\$500,000	(c)	9/4/03	F1
34	EDDYVILLE, CITY OF	\$3,768,000	\$1,563,625	(c)	11/6/03	
35	HARLAN, CITY OF	\$5,020,000	\$1,597,552	(c)	11/6/03	
36	GREATER FLEMING REG WAT COM	\$13,059,330	\$4,000,000	(c)	12/4/03; 1/8/04	
37	MEADE COUNTY WATER DISTRICT	\$919,760	\$394,760	(c)	12/4/03	
38	HENDERSON WATER UTILITY	\$1,541,362	\$0		2/12/04	withdrawn
<b>TOTALS</b>		<b>\$27,321,108</b>	<b>\$9,964,599</b>			
<b><u>PROJECTS APPROVED IN FY2005</u></b>						
39	MCCREARY CO WATER DISTRICT	\$4,206,815	\$1,455,400	(c)	10/7/04	
40	MANCHESTER, CITY OF	\$359,500	\$359,500	(c)	3/3/05	F1
41	RICHMOND, CITY OF	\$14,690,222	\$8,000,000	(c)	5/5/05	
<b>TOTALS</b>		<b>\$19,256,537</b>	<b>\$9,814,900</b>			
<b><u>PROJECTS APPROVED IN FY 2006</u></b>						
42	HARDINSBURG, CITY OF	\$14,498,150	\$4,400,000	(c)	12/1/05; amd 8/1/07	
43	ADAIR CO WD DBA COLUMBIA/ADAIR UTIL DIST	\$14,000,000	\$4,520,000	(c)	6/1/06; 11/1/12	assumed from Columbia-Adair Wat Com
44	HOPKINSVILLE, CITY OF	\$6,844,310	\$4,000,000	(c)	6/1/06	
<b>TOTALS</b>		<b>\$35,342,460</b>	<b>\$12,920,000</b>			
<b><u>PROJECTS APPROVED IN FY 2007</u></b>						
45	NORTHERN KY WATER DISTRICT	\$6,865,000	\$4,000,000	(c)	10/5/06	
46	ADAIR CO WATER DISTRICT	\$3,302,000	\$1,000,000	(c)	6/21/07	
47	JESSAMINE SOUTH ELKHORN WD	\$1,750,000	\$1,746,043	(c)	6/21/07	
<b>TOTALS</b>		<b>\$11,917,000</b>	<b>\$6,746,043</b>			

		TOTAL PROJECT AMOUNT	KIA AMOUNT	DATE APPROVED	COMMENTS
<b><u>PROJECTS APPROVED FY 2008</u></b>					
48	LETCHER CO WAT & SEW DISTRICT	\$1,193,000	\$781,000 (c)	10/4/07	
49	RICHMOND, CITY OF	\$7,108,951	\$4,000,000 (c)	10/4/07	
50	MADISON CO UTILITY DIST	\$1,284,510	\$1,105,016 (c)	11/1/07; 10/9/08	
52	NICHOLASVILLE, CITY OF	\$13,090,400	\$8,800,000 (c)	11/1/07; 4/1/09	
53	BULLOCK PEN WATER DISTRICT	\$2,320,700	\$2,192,700 (c)	12/6/07	
54	HARDINSBURG, CITY OF	\$4,165,000	\$1,999,250 (c)	12/6/07	
55	BEREA, CITY OF	\$9,739,630	\$5,000,000 (c)	2/7/08; inc 11/6/08	
56	FRANKFORT, CITY OF	\$6,841,000	\$6,743,307 (c)	2/7/08	
57	MANCHESTER, CITY OF	\$7,849,078	\$1,989,578 (c)	2/7/08; 2/5/09	
58	MEADE CO WATER DISTRICT	\$2,480,949	\$753,447 (c)	2/7/08	
59	WESTERN FLEMING WATER DISTRICT	\$2,568,000	\$2,518,000 (c)	2/7/08	
60	HOPKINSVILLE, CITY OF	\$14,000,000	\$8,800,000 (c)	3/6/08; 5/7/09; 12/1/11	
61	NORTHERN KY WATER DISTRICT	\$6,565,000	\$4,000,000 (c)	3/6/08	
62	OHIO CO WATER DISTRICT	\$19,698,500	\$4,146,831 (c)	3/6/08; 6/4/09	
63	CENTERTOWN, CITY OF	\$2,866,652	\$1,097,430	3/6/08; 6/25/09	
<b>TOTALS</b>		<b>\$101,771,370</b>	<b>\$53,926,559</b>		
<b><u>PROJECTS APPROVED FY2009</u></b>					
64	PAINTSVILLE, CITY OF	\$29,135,364	\$6,519,566 (c)	12/4/08	
<b>TOTALS</b>		<b>\$29,135,364</b>	<b>\$6,519,566</b>		
<b><u>PROJECTS APPROVED FY2010</u></b>					
65	PADUCAH, CITY OF	\$7,510,000	\$7,282,508 (c)	9/3/09	
66	HARDINBURG, CITY OF	\$4,700,500	\$3,250,606 (c)	11/12/09	
67	NORTHERN KY WATER DISTRICT	\$45,300,000	\$24,000,000 (c)	12/3/09; 12/9/10; 10/6/11	
68	ADAIR CO WD DBA COLUMBIA/ADAIR UTIL DIST	\$1,694,000	\$1,694,000 (c)	6/3/10; 11/1/12	assumed from Columbia-Adair Wat Com
<b>TOTALS</b>		<b>\$59,204,500</b>	<b>\$36,227,115</b>		
<b><u>PROJECTS APPROVED FY2011</u></b>					
69	Adair Co Water District	\$4,133,000	\$4,000,000 (c)	7/1/10	
70	Louisa, City of	\$1,690,629	\$1,690,629 (c)	7/1/10	
71	Madison County Utilities District	\$940,225	\$940,225 (c)	12/9/10	
72	Hardinsburg, City of	\$4,198,000	\$4,000,000 (c)	2/3/11;6/24/14	Request for increase withdrawn
73	Williamstown, City of	\$2,250,000	\$1,786,300 (c)	3/3/11	
74	Bullock Pen Water District	\$1,876,300	\$1,796,300 (c)	4/7/11; 11/01/12	
75	Brandenburg, City of	\$0	\$0	4/7/11	Request for funds withdrawn
76	Barbourville, City of	\$6,000,000	\$4,000,000 (c)	5/5/11	
77	Barlow, City of	WX21007022 \$520,000	\$430,000 (c)	5/5/11; 3/7/13	
78	West Liberty, City of	WX21007020 \$3,050,300	\$2,148,488.70 (c)	5/5/11; revised for ARRA fdg	
<b>TOTALS</b>		<b>\$24,658,454</b>	<b>\$20,791,942</b>		
<b><u>PROJECTS APPROVED FY2012</u></b>					
79	Breathitt Co Water District	\$2,500,000	\$2,500,000 (c)	7/7/11	
80	Adair Co WD dba Columbia Adair Utilities	\$3,439,000	\$1,451,905 (c)	8/4/11	
81	Jessamine South Elkhorn WD	\$3,025,300	\$3,025,300 (c)	11/10/11	
82	Hodgenville, City of	\$772,443	\$772,443 (c)	11/10/11	
83	East Casey County WD	\$1,545,000	\$1,545,000 (c)	11/10/11	
84	Nicholasville, City of	\$0	\$0	11/10/11	rescinded
85	Harrodsburg, City of	WX21167013 \$518,000	\$518,000 (c)	12/8/11; 3/7/13	
86	Bowling Green Municipal Utilities	\$1,316,378	\$1,066,250 (c)	12/8/11	
87	Carrollton, City of	\$1,850,270	\$1,977,731 (c)	12/8/11	
88	Mount Vernon, City of	WX21203523 \$3,023,310	\$3,023,310 (c)	1/5/12; 10/2/14	
89	Lyon Co WD	\$2,000,000	\$2,000,000 (c)	1/5/12	
90	Campbellsville, City of	WX21217003 \$1,874,986	\$1,874,986 (c)	3/1/12	
91	Centertown, City of	WX21183030; WX21183031 \$922,850	\$922,850 (c)	3/1/12	
92	Sturgis, City of	WX21225034 \$2,505,989	\$2,505,989 (c)	3/1/12	
93	Hartford, City of	WX21183020 \$564,150	\$486,840 (c)	6/7/12	
<b>TOTALS</b>		<b>\$25,857,675</b>	<b>\$23,670,604</b>		

			TOTAL PROJECT AMOUNT	KIA AMOUNT	DATE APPROVED	COMMENTS
<b>PROJECTS APPROVED IN FY 2013</b>						
94	Adair Co WD dba Columbia Adair Ut	WX21001024	\$3,833,658	\$3,833,658 (c)	11/1/12	
95	Nicholasville, City of	WX21113042	\$983,400	\$488,400 (c)	12/6/12; 3/6/14; 9/3/15	
96	Nicholasville, City of	WX21113041	\$0	\$0	12/6/12; 3/6/14	Request for funds withdrawn
97	Danville, City of	WX21021017	\$28,608,171	\$12,467,849 (c)	2/7/13; 2/6/14; 6/26/14	
98	Madison Co Utility District	WX21151051	\$876,528	\$856,528 (c)	2/7/13	
99	Vanceburg, City of	WX21135017	\$849,878	\$849,878 (c)	2/7/13	
		WX21167022				
		WX21167026				
100	City of Harrodsburg	WX21167027	\$2,701,543	\$2,701,543 (c)	3/7/13; 6/26/14	
101	Frankfort Electric & Water Plant Boar	WX21073018	\$2,774,328	\$2,774,328 (c)	3/7/13	
102	Henry Co Water District #2	WX21103039	\$3,340,000	\$2,153,041 (c)	3/7/13	
103	Sebree, City of	WX21233108	\$1,835,738	\$815,475 (c)	4/4/13	
104	Carrollton, City of	WX21041001	\$1,757,706	\$1,657,988 (c)	5/2/13; 11/6/14	
105	Northern Ky Water District	WX21037003	\$9,824,000	\$8,000,000	5/2/13; 6/26/14	
106	Hopkinsville, City of	WX21047010	\$6,000,000	\$4,000,000	5/2/13	
107	Williamstown, City of	WX21081001	\$17,249,165	\$6,249,165 (c)	6/19/13; 5/1/14; 9/3/15	
<b>TOTALS</b>			<b>\$80,634,115</b>	<b>\$46,847,854</b>		
<b>PROJECTS APPROVED IN FY 2014</b>						
108	Garrison-Quincy KY-O-Heights WD	WX21135013	\$821,721	\$821,721 (c)	10/3/13	
109	Carrollton, City of	WX21041002	\$963,931	\$963,931 (c)	12/5/13	
110	Hardinsburg, City of	WX21027014	\$1,189,135	\$1,189,135 (c)	12/5/13	
111	Northern Ky Water District	WX21037004	\$5,734,000	\$3,545,910 (c)	12/5/13	
112	North Middletown, City of	WX21017019	\$429,595	\$429,595 (c)	2/6/14; 6/26/14	Interest rate reduction to .75%
113	Jenkins, City of	WX21133043	\$2,276,484	\$2,276,484 (c)	3/6/14	
114	Bullock Pen Water District	WX21081006	\$384,278	\$364,278 (c)	3/6/14	
115	Midway, City of	WX21239027	\$215,000	\$215,000 (c)	5/1/14	
116	Flatwoods, City of	WX21089064	\$277,822	\$277,822 (c)	6/26/14	
<b>TOTALS</b>			<b>\$12,291,966</b>	<b>\$10,083,876</b>		
<b>PROJECTS APPROVED IN FY 2015</b>						
117	Cumberland County WD	WX21057013	\$1,368,000	\$1,268,000 (c)	10/2/14	
118	Western Lewis-Rectorville Wtr & Gas Dist	WX21161039	\$1,280,000	\$1,266,500 (c)	10/2/14	
119	Henry County WD #2	WX21103037	\$3,254,000	\$2,222,244 (c)	10/2/14	
120	Northern Ky Water District	WX21037006	\$6,406,830	\$3,535,094 (c)	11/6/14	
121	Pineville, City of	WX21013918	\$154,928	\$154,928 (c)	11/6/14	F1
122	Lebanon, City of	WX21155039	\$3,230,000	\$3,230,000	12/4/14	
123	Monroe Co Water District	WX21171045	\$15,962,694	\$15,675,679	12/4/14; 7/2/15; 12/3/15; 6/12/18	
124	Campbellsville, City of	WX21217023	\$5,213,959	\$5,213,959 (c)	12/4/14	
125	Fleming-Neon, City of	WX21133029	\$143,598	\$143,598 (c)	12/4/14	
126	Burkesville, City of	WX21057017	\$621,323	\$621,323 (c)	2/5/15	
127	Whitley County Water District	WX21235434	\$674,704	\$969,704	4/2/15; 4/9/18	
128	Harrodsburg, City of	WX21167028	\$326,660	\$326,660 (c)	4/2/15	
129	Lebanon, City of	WX21155040	\$720,000	\$720,000 (c)	5/7/15	
130	Paducah, City of	WX21145085	\$4,508,000	\$2,341,796 (c)	5/7/15	
131	Ohio County Water District	WX21183039	\$1,630,000	\$1,630,000	6/4/15	
<b>TOTALS</b>			<b>\$45,494,695</b>	<b>\$39,319,484</b>		
<b>PROJECTS APPROVED IN FY 2016</b>						
132	Nicholasville, City of	WX21113040	\$416,120	\$416,120	7/2/15	F1
133	Crab Orchard, City of	WX21137045	\$265,000	\$0	8/6/15	Request for funds withdrawn
134	Bath Co Water District	WX21011034	\$885,878	\$885,878 (c)	9/3/15	
135	Cave Run Water Commission	WX21165023	\$700,000	\$700,000	10/1/15	
136	Crittenden-Livingston Co WD	WX21055009	\$978,850	\$978,850 (c)	10/1/15	
137	Cumberland Falls Highway WD	WX21235002	\$1,723,000	\$1,720,500	11/5/15	
138	Western Pulaski County WD	WX21199123	\$3,304,000	\$3,304,000	11/5/15	
139	Hopkinsville, City of	WX21047013	\$9,300,000	\$8,000,000	3/3/16	
140	Northern Kentucky Water District	WX21117003	\$5,385,000	\$4,000,000	3/3/16	
141	Southern Water and Sewer District	WX21071008	\$550,000	\$550,000	3/3/16	
142	Prestonsburg, City of	WX21071223	\$3,624,000	\$3,624,000	3/3/16	
143	Evarts, City of	WX21095642	\$275,000	\$275,000	4/7/16	
144	Salyersville, City of	WX21153013	\$45,128	\$45,128 (c)	4/7/16	
145	Cynthiana, City of	WX21097025	\$754,539	\$754,539 (c)	4/7/16	
146	Harrodsburg, City of	WX21167029	\$2,062,419	\$2,062,419 (c)	4/7/16	
147	Hodgenville, City of	WX21123017	\$889,872	\$889,872 (c)	5/5/16	
148	Hodgenville, City of	WX21123008	\$592,994	\$592,994 (c)	5/5/16	
<b>TOTALS</b>			<b>\$31,751,801</b>	<b>\$28,799,301</b>		

		TOTAL PROJECT AMOUNT	KIA AMOUNT	DATE APPROVED	COMMENTS
<b>PROJECTS APPROVED IN FY 2017</b>					
149	Olive Hill, City of	WX21043041	\$883,000	\$883,000	10/27/16
150	Fleming Neon, City of	WX21133029	\$3,000,000	\$1,500,000	12/1/16
151	Nicholasville, City of	WX21113041	\$553,000	\$553,000	3/2/17
152	Stanford, City of	WX21137051	\$4,100,000	\$2,690,000	3/2/17
<b>153</b>	<b><i>Irvine, City of</i></b>	<b><i>WX21065005</i></b>	<b><i>\$6,932,000</i></b>	<b><i>\$6,932,000</i></b>	<b><i>3/2/17; 1/8/19</i></b>
154	Southern Water & Sewer District	WX21071730	\$1,350,000	\$1,350,000	3/2/17
155	Campbellsville, City of	WX21217025	\$8,300,000	\$7,970,000	6/1/17; 7/10/18
<b>TOTALS</b>		<b>\$25,118,000</b>	<b>\$21,878,000</b>		
<b>PROJECTS APPROVED IN FY 2018</b>					
156	Morehead, City of	WX21205048	\$28,428,000	\$1,297,200	12/6/17
157	Green-Taylor Water District	WX21217027	\$1,963,390	\$1,963,390	2/1/18
158	City of Lebanon	WX21155043	\$2,641,680	\$2,641,680	2/1/18
159	South Shore, City of	WX21089089	\$878,000	\$878,000	3/1/18
160	Frankfort Electric & Water Plant Board	WX21073012	\$4,000,000	\$4,000,000	4/9/18
161	Louisa, City of	WX21127021	\$834,430	\$834,430	4/9/18
162	Lancaster, City of	WX21079015	\$11,000,000	\$4,000,000	5/8/18
163	Salyersville	WX21153013	\$705,982	\$655,982	5/8/18
<b>TOTALS</b>		<b>\$50,451,482</b>	<b>\$16,270,682</b>		
<b>PROJECTS APPROVED IN FY 2019</b>					
164	Pineville, City of	WX21013918	\$2,084,590	\$1,864,590	7/10/18
165	Cynthiana, City of	WX21097026	\$954,565	\$954,565	11/13/18
166	Paintsville Utilities Commission	WX21115028	\$2,010,000	\$2,010,000	12/11/18
167	Jamestown, City of	WX21207025	\$1,000,000	\$500,000	12/11/18
<b>168</b>	<b><i>Burnside, City of</i></b>	<b><i>WX21199128</i></b>	<b><i>\$2,227,000</i></b>	<b><i>\$2,227,000</i></b>	<b><i>1/8/19</i></b>
<b>169</b>	<b><i>Green-Taylor Water District</i></b>	<b><i>WX21087022</i></b>	<b><i>\$564,600</i></b>	<b><i>\$564,600</i></b>	<b><i>1/8/19</i></b>
<b>170</b>	<b><i>Hardinsburg, City of</i></b>	<b><i>WX21027053</i></b>	<b><i>\$760,280</i></b>	<b><i>\$760,280</i></b>	<b><i>1/8/19</i></b>
<b>TOTALS</b>		<b>\$9,601,035</b>	<b>\$8,881,035</b>		
<b>GRAND TOTALS - COMMITMENTS</b>		<b>\$724,729,132</b>	<b>\$411,227,357</b>		

***bold, italics - pending board approval***

(c) - Final amounts; Loan has been closed

(s) - Amount represented in the assistance agreement

(F1) - Planning and Design Loan

<p align="center"><b>KENTUCKY INFRASTRUCTURE AUTHORITY</b>  <b>SAFE DRINKING WATER STATE REVOLVING FUND CFDA #66.468 ---- (FUND F2)</b>  <b>AMERICAN RECOVERY AND REINVESTMENT ACT OF 2009</b></p>
--

**AVAILABLE FUNDS FFY 2009:**

FEDERAL ARRA GRANT FUNDS	\$20,450,000
ADMINISTRATION (4%)	(\$818,000)
OTHER SET ASIDES	(\$715,750)
Transferred from Admin to Construction	\$369,683
NET ARRA FUNDS	<u>\$19,285,933</u>

	TOTAL PROJECT AMOUNT	KIA AMOUNT	FIRST USE FUNDS	DATE APPROVED
<b>PROJECTS APPROVED IN SFY 2009:</b>				
1 CENTERTOWN, CITY OF	\$2,866,652	\$222,606 (c)	\$222,606	6/25/09
2 SPRINGFIELD, CITY OF	\$4,000,000	\$947,901 (c)	\$947,901	6/25/09
<b>TOTALS</b>	<b>\$6,866,652</b>	<b>\$1,170,507</b>	<b>\$1,170,507</b>	
<b>PROJECTS APPROVED IN SFY 2010:</b>				
3 BREATHITT CO WATER DISTRICT	\$1,322,000	\$572,000 (c)	\$572,000	7/9/09; 11/24/09
4 WHITESBURG, CITY OF	\$171,840	\$171,794 (c)	\$171,794	7/9/09
5 MCKEE, CITY OF	\$1,100,000	\$1,099,903 (c)	\$1,099,903	8/6/09
6 BLACK MTN UTILITY DISTRICT	\$2,650,000	\$500,000 (c)	\$500,000	8/6/09
7 ELKTON, CITY OF	\$174,800	\$174,374 (c)	\$174,374	8/20/09
8 BLUEGRASS STATION	\$3,498,452	\$1,855,004 (c)	\$1,855,004	8/20/09
9 DAWSON SPRINGS, CITY OF	\$2,120,000	\$2,120,000 (c)	\$2,120,000	8/20/09
10 BURKESVILLE, CITY OF	\$1,153,000	\$1,153,000 (c)	\$1,153,000	9/3/09
11 LOUISVILLE WATER COMPANY	\$18,508,832	\$4,173,200 (c)	\$4,173,200	9/3/09; 2/4/10
12 JACKSON, CITY OF	\$1,500,000	\$1,500,000 (c)	\$1,500,000	9/3/09
13 PRESTONBURG, CITY OF	\$805,000	\$805,000 (c)	\$805,000	10/1/09
14 WINCHESTER, CITY OF	\$1,100,000	\$741,450 (c)	\$741,450	10/1/09
15 CAMPTON, CITY OF	\$6,966,088	\$683,200 (c)	\$683,200	10/1/09
16 WESTERN MASON WATER DISTRICT	\$578,000	\$500,000 (c)	\$500,000	10/1/09
17 GREENUP, CITY OF	\$2,915,099	\$1,381,963 (c)	\$1,381,963	11/12/09
18 WEST LIBERTY, CITY OF	\$3,050,300	\$684,537	\$684,537	5/5/11; revised from base fdg
<b>TOTALS</b>	<b>\$44,563,111</b>	<b>\$18,115,426</b>	<b>\$18,115,426</b>	
<b>GRAND TOTALS - COMMITMENTS</b>	<b>\$51,429,763</b>	<b>\$19,285,933</b>	<b>\$19,285,933</b>	
<b>BALANCE AVAILABLE FOR LOAN</b>			<b>\$0</b>	

*bold, italics - pending board approval*

(c) - Final amounts; Loan has been closed

(s) - Amount represented in the assistance agreement