



BOARD MEETING BOOKLET

Via Video Conference

January 7, 2021

**Kentucky Infrastructure Authority
100 Airport Road, Third Floor
Frankfort, Kentucky 40601-3646
502-573-0260
<http://kia.ky.gov>**

TEAM 
KENTUCKY

Page Left Blank
for 2 Sided Printing

A G E N D A

KENTUCKY INFRASTRUCTURE AUTHORITY BOARD MEETING Via Video Conference

ZOOM: [January2021- KIA Board Meeting](#)

YouTube Live Stream: [January YouTube KIA Board Meeting.](#)

www.kia.ky.gov

January 7, 2021 1:00 P.M.

Call to Order:

- Confirmation of Press Notice
- Confirmation of Quorum
- Recognition of Members/Guests

I. BUSINESS (Board Action Required)

A. Minutes

- | | | |
|--|--------------------|---|
| 1. Consideration of Approval of the Minutes of December 3, 2020
(Attachment I.A.1.) | Chair Dennis Keene | 9 |
|--|--------------------|---|

B. New Projects / Action Items

- | | | |
|---|--|----|
| 1. Resolution and Order of the Board of Directors Authorizing an Amendment to a Fund A loan (A19-003) increasing the amount by \$5,000,000 to the City of Hopkinsville F/B/O Hopkinsville Water and Environment Authority, Christian County, Kentucky (SX21047028)
(Attachment I.B.1.) | Mr. Jory Becker, DOW
Mr. Alex Fisher, KIA | 15 |
| 2. Resolution and Order of the Board of Directors for Approval of a Fund F loan (F21-009) in the amount of \$2,500,000 to the City of Albany, Clinton County, Kentucky (WX21053015)
(Attachment I.B.2.) | Mr. Jory Becker, DOW
Ms. Meili Sun, KIA | 29 |
| 3. Resolution and Order of the Board of Directors for Approval of a Fund F loan (F21-016) in the amount of \$1,463,000 to the City of Harlan F/B/O Harlan Municipal Water Works, Harlan County, Kentucky (WX21095014)
(Attachment I.B.3.) | Mr. Jory Becker, DOW
Mr. Alex Fisher, KIA | 43 |
| 4. Resolution and Order of the Board of Directors for Approval of a Fund F loan (F21-021) in the amount of \$2,549,645 to the City of Harlan F/B/O Harlan Municipal Water Works, Harlan County, Kentucky (WX21095013)
(Attachment I.B.4.) | Mr. Jory Becker, DOW
Mr. Alex Fisher | 55 |
| 5. Resolution and Order of the Board of Directors Authorizing and Approving the Issuance of Obligations of the Kentucky Infrastructure Authority to Reimburse Capital Expenditures made by Governmental Agencies Pursuant to Loans made by the Kentucky Infrastructure Authority to such Governmental Agencies
(Attachment I.B.5.) | Mr. Alex Fisher, KIA | 67 |

Page Left Blank
for 2 Sided Printing

6. Consideration of the Kentucky Infrastructure Authority's Audited Financial Statements, year ending June 30, 2020
(Attachment I.B.6.)

Ms. Meili Sun, KIA
Mr. Simon Keemer,
Dean Dorton

II. EXECUTIVE DIRECTOR'S REPORT

Ms. Sandy Williams
Deputy Executive Director

III. ANNOUNCEMENTS/NOTIFICATIONS

Next KIA Board Meeting:

Tentatively: Thursday, February 4, 2021, 1:00 p.m.

Chair Dennis Keene

IV. ADJOURN

Page Left Blank
for 2 Sided Printing

**A
T
T
A
C
H
M
E
N
T**

I.A.1.

Page Left Blank
for 2 Sided Printing

KENTUCKY INFRASTRUCTURE AUTHORITY
Minutes of the Full Board

Meeting Date/Location: **December 3, 2020 – 1:00 p.m.**
 Kentucky Infrastructure Authority
 Via Video Conference

Members present:

Mr. Dennis Keene, Commissioner, Department for Local Government
Ms. Geri Grigsby, proxy for. Holly M. Johnson, Secretary, Finance and Administration Cabinet
Ms. Rebecca Goodman, Secretary, Energy and Environment Cabinet
Mr. Ron Lovan, Representing the Kentucky Section of the American Water Works Association
Ms. Linda Bridwell, Executive Director, Public Service Commission
Mr. Bobby Aldridge, proxy for Interim Secretary Larry Hayes, Cabinet for Economic Development
Mr. Russell Rose, representing Kentucky Rural Water Association
Mayor Les Stapleton, representing Kentucky League of Cities
Mr. Robert A. Amato, representing Kentucky Municipal Utilities Association
Mr. Kurt Stafford, representing the For-Profit Water Companies
Judge David A. Voegelé, representing Kentucky Association of Counties

DLG Staff:

Ms. Megan Armstrong, Public Information Officer
Mr. Eddie Jacobs, Chief of Staff
Ms. Mary Palmer, Executive Assistant
Mr. Matthew Stephens, General Counsel
Ms. Kim Wooldridge, Executive Assistant

KIA Staff:

Ms. Sandy Williams, Deputy Executive Director
Ms. Julie Bickers, Regional Compliance Coordinator
Mr. Alex Fisher, Financial Analyst
Ms. Carmen Ignat, Financial Analyst
Ms. Debbie Landrum, Regional Compliance Coordinator
Ms. Meg Link, Administrative Specialist III and KIA Secretary
Mr. Don Schierer, WRIS Resource Management Analyst
Ms. Sarah Parsley, Regional Compliance Coordinator
Mr. Tom Schubert, GIS Specialist
Ms. Meili Sun, Financial Analyst

Guests:

Mr. Jory Becker, Division of Water
Mr. Brian Bingham, Louisville & Jefferson County Metropolitan Sewer District
Mayor John Choat, City of Eddyville
Ms. Bethany Couch, Office of Financial Management
Mr. Kyle Cunningham, Pennyriple Area Development District
Ms. Katherine Halloran, Legislative Research Commission
Mr. Charles McCann, Rivercrest Engineering
Mr. Wes Sydnor, Louisville & Jefferson County Metropolitan Sewer District
Mr. Damon Talley, Stoll, Keenon Ogden
Ms. Julia Wang, Legislative Research Commission

PROCEEDINGS

Commissioner Dennis Keene, called the meeting of the Kentucky Infrastructure Authority (KIA) Board to order. He noted that the press notification distribution had been done appropriately and confirmed a quorum was present. Meg Link, KIA Secretary was asked to call the Roll.

Commissioner Keene, announced Deputy Director Linda Bridwell's departure from KIA as of November 30th. She has assumed the Executive Director position with the Public Service Commission. She will resume a position on the Board of Directors. Commissioner Keene also introduced Ms. Sandy Williams the new Deputy Executive Director. She assumed the position on December 1st and was previously with the Office of Financial Management. Ms. Williams said she was very happy to return to KIA and was excited to hit the ground running.

I. BUSINESS (Board Action Required)

1. APPROVAL OF MINUTES

For: KIA Regular Board Meeting of November 5, 2020

Mr. Ron Lovan moved to approve the minutes of the November 5, 2020, regular board meeting. Mr. Russ Rose seconded, and the motion carried unanimously.

B. NEW PROJECTS/ACTION ITEMS

1. A RESOLUTION AND ORDER OF THE BOARD OF DIRECTORS OF THE KENTUCKY INFRASTRUCTURE AUTHORITY AUTHORIZING ISSUANCE OF A CONDITIONAL COMMITMENT FOR A FEDERALLY ASSISTED CLEAN WATER REVOLVING FUND LOAN (A21-003) FOR AN AMOUNT UP TO \$2,745,064 TO THE CITY OF EDDYVILLE, LYON COUNTY, KENTUCKY

Mr. Jory Becker, DOW, and Ms. Meili Sun, KIA, discussed the City of Eddyville's request for a Fund A loan, (A21-003) for an amount up to \$2,745,064 to fund the Wastewater SSES and Rehabilitation – South of Fairview Ave Project. The requested loan amount includes \$423,964 for the planning and design portion previously approved in November, 2019. This project will rehabilitate and replace the lines and manholes as identified in the planning and design phase to reduce inflow and infiltration points in Eddyville's collection system. It will also replace the dry pit design of the existing lift station at the Industrial Park on US 62 East with a more appropriate and safer submersible pump station that will reduce repeated overflows. The new pump station is designed to accommodate the current demands and potential growth from the Industrial Park.

The City's sewer system currently serves approximately 900 retail customers and treats wastewater from the City of Fredonia. The KISOP (Kentucky Inter-System Operating Permit) wastewater treatment accounts for less than 4% of total volume treated annually.

Ms. Linda Bridwell moved to approve the Fund A loan (A21-003), for an amount up to \$2,745,064 with the standard conditions. Mr. David Voegel seconded and the motion was unanimously approved.

2. **A RESOLUTION AND ORDER OF THE BOARD OF DIRECTORS OF THE KENTUCKY INFRASTRUCTURE AUTHORITY AUTHORIZING ISSUANCE OF A CONDITIONAL COMMITMENT FOR ASSUMPTION OF THE INFRASTRUCTURE REVOLVING FUND LOANS (B10-01), (B10-04) and (B15-006) BY THE LOUISVILLE AND JEFFERSON COUNTY METROPOLITAN SEWER DISTRICT, JEFFERSON COUNTY, KENTUCKY**

Mr. Alex Fisher, KIA, discussed the Louisville and Jefferson County Metropolitan Sewer District's request to assume the Fund B Loans, B10-01, B10-04 and B15-006 from the Bullitt County Sanitation District (BCSD) as part of MSD's acquisition of the BCSD wastewater system and all of its assets. The existing loans were approved between 2010-2016 by the KIA board to fund various wastewater system improvement and expansion projects in Bullitt County. At this time, it is estimated that the acquisition will be completed by the end of March 2021.

Upon the execution of this transfer of assets, MSD will assume total ownership of BCSD. This merger will help provide the residents of Bullitt County seamless transition while adding capacity to MSD's capacity and customer base. MSD will continue to honor the enacted ordinance increases for BCSD.

Mr. Lovan asked if there were operational issues that prompted this assumption. Mr. Fisher noted he was not aware of any, that in recent years, MSD had assumed loans from Oldham County Environmental along with others in the area and were continuing that process.

Mr. Russ Rose asked if the acquisition doesn't occur will the loans remain in the name of Bullitt County Sanitation District. Mr. Fisher confirmed that to be the case.

Mr. Ron Lovan moved to approve the assumption of Fund B Loans, (B10-01), (B10-04) and (B15-006) for an amount up to \$676,262 with the standard conditions. ADD NAME OF PERSON WHO SECONDED THE MONTION seconded and the motion was unanimously approved.

3. **RESOLUTION OF THE KENTUCKY INFRASTRUCTURE AUTHORITY AUTHORIZING AND APPROVING THE ISSUANCE OF OBLIGATIONS OF THE KENTUCKY INFRASTRUCTURE AUTHORITY TO REIMBURSE CAPITAL EXPENDITURES MADE BY GOVERNMENTAL AGENCIES PURSUANT TO LOANS MADE BY THE KENTUCKY INFRASTRUCTURE AUTHORITY TO SUCH GOVERNMENTAL AGENCIES**

This is a routine resolution allowing KIA to reimburse expenses that are paid out of the Authority's funds with bond proceeds. The projects listed below are covered under this resolution:

BORROWER	FUND	AMOUNT UP TO
City of Eddyville	A21-003	\$2,745,064

Ms. Linda Bridwell moved to approve the reimbursement resolution. Mr. Ron Lovan seconded and the motion carried unanimously.

EXECUTIVE DIRECTOR'S REPORT

Deputy Executive Director Sandy Williams noted the DWSRF & CWSRF Call for Projects deadline tomorrow, December 4th. A project has to be on the priority list to be eligible to receive funding from the federal programs. The Division of Water completes an initial review of the projects and requested modifications or answers to questions.

In regards to the KIA Audit, unfortunately, Dean Dorton's Partner-in-Charge of Audit Review had an emergency and was unexpectedly out of the office for several days, which has delayed completion of KIA's audit. Everything should be finished up shortly and will be presented at the next Board meeting.

There continues to be a handful of 2020 projects that have not moved forward due to Covid delays, so the Board will continue to see some of those projects.

We now have two borrowers that have requested a delay in their December payment due to reduced revenues during Covid. We have granted those requests and will continue to work with everyone who contacts us.

ANNOUNCEMENTS/NOTIFICATIONS

- Next scheduled KIA board meeting:
Thursday, January 7, 2021, 1:00 p.m.

There being no further business, Mr. Russ Rose moved to adjourn. Mr. Ron Lovan seconded and the motion carried unanimously. The December 3, 2020 meeting of the Board of the Kentucky Infrastructure Authority was adjourned.

Submitted by:

Margaret F. Link

Margaret F. Link, Secretary
Kentucky Infrastructure Authority

December 8, 2020

Date

**A
T
T
A
C
H
M
E
N
T**

I.B.1.

Page Left Blank
for 2 Sided Printing

A RESOLUTION AND ORDER OF THE BOARD OF DIRECTORS OF THE KENTUCKY INFRASTRUCTURE AUTHORITY AUTHORIZING AN AMENDMENT TO THE CONDITIONAL COMMITMENT FOR A FEDERALLY ASSISTED CLEAN WATER REVOLVING FUND A LOAN (A19-003) INCREASE FOR AN AMOUNT UP TO \$5,000,000 TO THE CITY OF HOPKINSVILLE F/B/O HOPKINSVILLE WATER ENVIRONMENT AUTHORITY, CHRISTIAN COUNTY, KENTUCKY

WHEREAS, the Kentucky Infrastructure Authority (the "Authority") has been duly created as a body corporate and politic constituting a public corporation and a governmental agency of the Commonwealth of Kentucky pursuant to Chapter 224A of the Kentucky Revised Statutes (the "Act"); and

WHEREAS, pursuant to the Act, the Authority is duly and legally authorized to make loans to Governmental Agencies for the purpose of providing funds for the construction and acquisition of sanitary sewer facilities, water facilities or other types of infrastructure, and in that regard, to enter into Assistance Agreements with such Governmental Agencies governing the provisions in respect of which such loans are to be made, the amounts thereof and the repayment provisions in respect thereto; and

WHEREAS, the Authority previously approved a Federally Assisted Clean Water Revolving Fund Loan A19-003 to the City of Hopkinsville f/b/o Hopkinsville Water Environment Authority on July 9th, 2019, in the amount of \$9,000,000 and the City of Hopkinsville f/b/o Hopkinsville Water Environment Authority has requested to increase loan A19-003 by \$5,000,000 and

WHEREAS, the Authority anticipates entering into an Assistance Agreement for a loan from the Authority's Federally Assisted Clean Water Revolving Loan Program (Fund A) with the City of Hopkinsville f/b/o Hopkinsville Water Environment Authority, subject to final determination of amount when the factors involving such financing have been determined; and

WHEREAS, the Authority will, in the near future, authorize and issue a series of Infrastructure Authority Revenue Bonds for the purpose of funding loans to various governmental agencies, such series of Bonds to be known as Kentucky Infrastructure Authority Revenue Bonds with the appropriate Series designation; and

WHEREAS, the Authority wishes to establish terms and conditions on said Fund A loans prior to the issuance of Authority Revenue Bonds and recognizes that additional planning and design of the financed projects are required.

NOW, THEREFORE, THE KENTUCKY INFRASTRUCTURE AUTHORITY, ACTING BY AND THROUGH ITS BOARD OF DIRECTORS AS ITS DULY AUTHORIZED AND EMPOWERED GOVERNING BODY, DOES HEREBY RESOLVE AND ORDER, AS FOLLOWS:

Section 1. All statements of fact set forth in the preambles to this Resolution and Order are incorporated herein by reference, the same as if set forth verbatim. All such statements of fact are hereby declared to be true and accurate in all material respects.

Section 2. The Authority hereby authorizes the Amendment of a conditional Federally Assisted Clean Water Revolving Fund loan increasing the amount up to \$5,000,000 of project expense including capitalized interest for the construction period, to the Expand Hammond-Wood WWTP and Interceptor project. Such amounts are subject to adjustment by further action of the Authority or may be adjusted by action of the Executive Director at the time of the issuance of bonds based on adjustment in project costs of not more than (10%) ten percent of the loan amount authorized by this resolution. Upon satisfaction of all conditions of the commitment, execution of an assistance agreement for this loan is authorized.

Section 3. The loan shall be repayable over 20 years at an interest rate of 0.50%. In addition to debt service, a 0.20% annual administration fee on the unpaid loan balance will be charged. From annual revenues, \$35,000 must be set aside in a borrower held replacement reserve each December 1 until the balance reaches \$700,000 and maintained for the life of the loan. These terms are subject to adjustment upon execution of the loan agreement, upon changes in the project conditions or determination that the project will require authority financing to be done on a taxable basis.

Section 5. This Resolution and Order shall be in full force and effect from and after its adoption at a properly held meeting of the Kentucky Infrastructure Authority this 7th day of January, 2021.

DENNIS KEENE, CHAIR
KENTUCKY INFRASTRUCTURE AUTHORITY

ATTEST:

MARGARET F. LINK, SECRETARY
KENTUCKY INFRASTRUCTURE AUTHORITY

REVIEWED BY:

MATTHEW STEPHENS, GENERAL COUNSEL
DEPARTMENT FOR LOCAL GOVERNMENT



ANDY BESHEAR
GOVERNOR

REBECCA W. GOODMAN
SECRETARY

ENERGY AND ENVIRONMENT CABINET
DEPARTMENT FOR ENVIRONMENTAL PROTECTION

ANTHONY R. HATTON
COMMISSIONER

300 SOWER BOULEVARD
FRANKFORT, KENTUCKY 40601

December 29, 2020

Sandy Williams, Deputy Executive Director
Kentucky Infrastructure Authority
100 Airport Road, 3rd Floor
Frankfort, Kentucky 40601

Re: A19-003
Hopkinsville Hammond Wood WWTP--766
Activity ID: FGL20190003

Dear Mrs. Williams:

The Division of Water (DOW) hereby certifies that the Hopkinsville Water Environment Authority is eligible to receive a \$5,000,000.00 loan increase from the Clean Water State Revolving Fund which will bring the total loan amount to \$14,000,000.00. The DOW certifies that the project scope is consistent with the scope that was used to rank the project on the Intended Use Plan-Project Priority List.

The Hopkinsville Water Environment Authority's status relative to the Clean Water State Revolving Fund General Conditions is provided below:

1. Project specific environmental information was approved on January 12, 2017.
2. Plans and specifications were approved on November 15, 2019.
3. Construction bids were opened on February 6, 2020.

The DOW will issue a final project certification prior to authorizing the loan agreement. If you have any questions concerning this letter, please contact Amber Vaughn, Project Manager, at (502) 782-7121.

Sincerely,

For:
Paul Miller, P.E.
Director, Division of Water

PM/JB:av

c: Julie Bickers, KIA
Derrick W. Watson, President/CEO, HWEA
James Gregory Davenport, PE, J.R. Wauford & Company, Consulting Engineers, Inc.



EXECUTIVE SUMMARY		Reviewer	Alex Fisher		
KENTUCKY INFRASTRUCTURE AUTHORITY		Date	January 7, 2021		
FUND A, FEDERALLY ASSISTED WASTEWATER		KIA Loan Number	A19-003 (Increase)		
REVOLVING LOAN FUND		WRIS Number	SX21047028		
BORROWER		CITY OF HOPKINSVILLE F/B/O HOPKINSVILLE WATER ENVIRONMENT AUTHORITY CHRISTIAN COUNTY			
BRIEF DESCRIPTION					
The City of Hopkinsville, for the benefit of the Hopkinsville Water Environment Authority (HWEA), is requesting a Fund A loan increase in the amount of \$5,000,000 for the multi-phased Expand Hammond-Wood Wastewater Treatment Plant and Interceptor project. The initial phase of KIA Loan A19-003 (\$9,000,000), will bring the total current project amount requested to date to \$14,000,000.					
HWEA is proposing renovation and expansion of the Hammond-Wood WWTP, located on the North Fork of the Little River, south of Hopkinsville. Renovation will occur by replacing the existing river siphon with a new influent interceptor river crossing, new influent pump station, new headworks (screening and grit removal), new anaerobic phosphorus release tank, renovation of two existing oxidation ditches and two existing clarifiers, modification of the existing activated sludge pump station, modifications to return and waste activated sludge pumping station, post aeration steps and new outfall, new operations building, new electrical building and standby power, controls and Instrumentation, demolition of existing structures, construction of two sludge holding tanks, aeration, and dewatering equipment, and renovation of the existing ultraviolet disinfection process.					
Expansion of the plant to 9 MGD with a hydraulic capacity of 27 MGD will occur with the construction of a new oxidation ditch and site development, addition of a third clarifier, excavation, grading, and site piping, new sludge holding tank, new belt filter presses with additional pump, conveyor system, and a new blower building, controls, and instrumentation. Improvements to the 36" and 48" influent interceptor transporting wastewater to the plant will occur as determined through inspection.					
The total project cost is currently estimated to be \$48,300,000 and the budget and funding breakdowns are shown below.					
Hammond-Wood WWTP currently serves over 12,000 customers in Christian County including the cities of Hopkinsville and Pembroke. In addition, Hopkinsville Water Environment Authority also provides sewer service to the cities of Crofton and Oak Grove and drinking water to the cities of Hopkinsville, Pembroke and Crofton.					
PROJECT FINANCING		PROJECT BUDGET		RD Fee %	Actual %
KIA Fund A Loan (2021)					
Increase	\$5,000,000	Administrative Expenses			\$2,500
KIA P&D Loan (A16-005)	1,500,000	Legal Expenses			3,000
KIA Fund A Loan (A19-003)	7,500,000	Land, Easements			2,500
KIA Fund A Loan (2022)	19,750,000	Planning			92,000
KIA Fund A Loan (2023)	11,250,000	Eng - Design / Const	6.4%	4.2%	1,962,400
Local Funds	3,300,000	Eng - Other			46,500
		Construction			45,517,700
		Contingency			673,400
TOTAL	\$48,300,000	TOTAL			\$48,300,000
REPAYMENT	Rate	0.50%	Est. Annual Payment		\$726,219
	Term	20 Years	1st Payment	6 Mo. after first draw	
PROFESSIONAL SERVICES	Engineer	J.R. Wauford & Company			
	Bond Counsel	Rubin & Hays			
PROJECT SCHEDULE	Bid Opening	Aug-19			
	Construction Start	Jun-20			
	Construction Stop	May-23			
DEBT PER CUSTOMER	Existing	\$4,805			
	Proposed	\$4,998			
OTHER DEBT		See Attached			
RESIDENTIAL RATES		<u>Users</u>	<u>Avg. Bill</u>		
	Current	12,788	\$28.77 (for 4,000 gallons)		
	Additional	0	\$28.77 (for 4,000 gallons)		
REGIONAL COORDINATION This project is consistent with regional planning recommendations.					
CASHFLOW	Cash Flow Before Debt Service	Debt Service	Cash Flow After Debt Service	Coverage Ratio	
Audited 2017	7,277,252	5,665,131	1,612,121	1.3	
Audited 2018	8,086,210	6,297,640	1,788,570	1.3	
Audited 2019	8,580,631	5,944,951	2,635,680	1.4	
Projected 2020	9,208,507	5,995,945	3,212,562	1.5	
Projected 2021	10,251,955	5,958,731	4,293,224	1.7	
Projected 2022	10,049,429	6,079,856	3,969,573	1.7	
Projected 2023	9,715,653	6,325,541	3,390,112	1.5	
Projected 2024	9,499,645	6,662,475	2,837,170	1.4	

Reviewer: Alex Fisher
Date: January 7, 2021
Loan Number: A19-003 Increase

**KENTUCKY INFRASTRUCTURE AUTHORITY
WASTEWATER REVOLVING LOAN FUND (FUND A)
CITY OF HOPKINSVILLE F/B/O HOPKINSVILLE WATER ENVIRONMENT
AUTHORITY, CHRISTIAN COUNTY
PROJECT REVIEW
SX21047028**

I. PROJECT DESCRIPTION

The City of Hopkinsville, for the benefit of the Hopkinsville Water Environment Authority (HWEA), is requesting a Fund A19-003 loan increase in the amount of \$5,000,000 for continued progress in the Expand Hammond-Wood Wastewater Treatment Plant and Interceptor project. Prior KIA Loan A16-005 (\$1,500,000 planning and design loan) was rolled into the initial A19-003 construction loan totaling \$9,000,000. This additional loan increase will bring the total project amount requested to date to \$14,000,000.

FY 2016	\$1,500,000	Planning & Design
FY 2019	\$7,500,000	Construction
FY 2021	\$5,000,000	Construction
FY 2022	\$19,750,000	Construction
FY 2023	\$11,250,000	Construction

HWEA is proposing renovation and expansion of the Hammond-Wood WWTP, located on the North Fork of the Little River, south of Hopkinsville. Renovation will occur by replacing the existing river siphon with a new influent interceptor river crossing, new influent pump station, new head works (screening and grit removal), new anaerobic phosphorus release tank, renovation of two existing oxidation ditches and two existing clarifiers, modification of the existing activated sludge pump station, modifications to return and waste activated sludge pumping station, post aeration steps and new outfall, new operations building, new electrical building and standby power, controls and Instrumentation, demolition of existing structures, construction of two sludge holding tanks, aeration, and dewatering equipment, and renovation of the existing ultraviolet disinfection process.

Expansion of the plant to 9 MGD with a hydraulic capacity of 27 MGD will occur with the construction of a new oxidation ditch and site development, addition of a third clarifier, excavation, grading, and site piping, new sludge holding tank, new belt filter presses with additional pump, conveyor system, and a new blower building, controls, and instrumentation. Improvements to the 36" and 48" influent interceptor transporting wastewater to the plant will occur as determined through inspection.

The total project cost is currently estimated to be \$48,300,000 and the budget and funding breakdowns are shown below.

Hammond-Wood WWTP currently serves over 12,000 customers in Christian County including the cities of Hopkinsville and Pembroke. In addition, Hopkinsville Water Environment Authority also provides sewer service to the cities of Crofton and Oak Grove and drinking water to the cities of Hopkinsville, Pembroke and Crofton.

II. PROJECT BUDGET

	KIA Fund A Loan (2021) Increase	Estimated Project Total
Administrative Expenses		\$2,500
Legal Expenses		3,000
Land, Easements		2,500
Planning		92,000
Engineering Fees - Design		1,408,000
Engineering Fees - Construction		554,400
Engineering Fees - Other		46,500
Construction	5,000,000	45,517,700
Contingency		673,400
Total	\$ 5,000,000	\$ 48,300,000

III. PROJECT FUNDING

	Amount	%
KIA Fund A Loan (2021) Increase	\$ 5,000,000	10%
KIA P&D Loan (A16-005)	1,500,000	3%
KIA Fund A Loan A19-003	7,500,000	16%
KIA Fund A Loan (2022)	19,750,000	41%
KIA Fund A Loan (2023)	11,250,000	23%
Local Funds	3,300,000	7%
Total	\$48,300,000	100%

IV. KIA DEBT SERVICE

Note that the table below shows the total projected KIA loan amounts of \$45,000,000. This is a different total project budget of \$48,300,000 due to the City self-funding \$3,300,000.

	KIA Fund A Loan (2021) Increase	Total KIA Loans
Construction Loan	\$ 5,000,000	\$ 45,000,000
Less: Principal Forgiveness	0	0
Amortized Loan Amount	\$ 5,000,000	\$ 45,000,000
Interest Rate	0.50%	0.50%
Loan Term (Years)	20	20
Estimated Annual Debt Service	\$ 263,020	\$ 2,367,184
Administrative Fee (0.20%)	10,000	90,000
Total Estimated Annual Debt Service	\$ 273,020	\$ 2,457,184

V. PROJECT SCHEDULE

Bid Opening	August 2019
Construction Start	June 2020
Construction Stop	May 2023

VI. CUSTOMER COMPOSITION AND RATE STRUCTURE

A) Customers

	Current
Residential	10,829
Commercial	1,897
Industrial	62
Total	12,788

B) Rates

Hopkinsville Sewer	Future	Current	Prior	Prior
Date of Last Rate Increase	01/01/21	07/01/19	07/01/18	07/01/17
Flat Rate (300 cu.ft. or less)	\$18.39	\$16.14	\$14.16	\$13.05
Flat rate, per 100 cu.ft.	6.13	5.38	4.72	4.35
Cost for 4,000 gallons	\$32.78	\$28.77	\$25.24	\$23.26
Increase %	13.9%	14.0%	8.5%	
Affordability Index (Rate/MHI)	1.1%	1.0%	0.8%	

Pembroke Sewer	Future	Current	Prior	Prior
Date of Last Rate Increase	01/01/21	07/01/19	07/01/18	07/01/14
Flat Rate (300 cu.ft. or less)	\$25.13	\$22.04	\$19.33	\$16.96
Flat rate, per 100 cu.ft.	7.39	6.48	5.68	4.98
Cost for 4,000 gallons	\$42.48	\$37.25	\$32.66	\$28.65
Increase %	14.0%	14.0%	14.0%	
Affordability Index (Rate/MHI)	1.4%	1.2%	1.1%	

Crofton Sewer	Current	Prior
Date of Last Rate Increase	07/01/18	07/01/07
Flat Rate (150 cu.ft. or less)	\$12.50	\$11.91
Flat rate, per 100 cu.ft.	3.60	2.50
Cost for 4,000 gallons	\$26.35	\$17.78
Increase %	48.2%	
Affordability Index (Rate/MHI)	0.9%	0.6%

Oak Grove Sewer	Future	Current	Prior	Prior
Date of Last Rate Increase	01/01/21	07/01/19	07/01/18	07/01/12
Minimum (1,000 gallons)	\$26.20	\$24.26	\$21.28	\$18.67
All over 1,000 gallons	7.65	7.08	6.21	5.45
Surcharge	2.00	2.00	2.00	2.00
Cost for 4,000 gallons	\$51.15	\$47.50	\$41.91	\$37.02
Increase %	7.7%	13.3%	13.2%	
Affordability Index (Rate/MHI)	1.7%	1.6%	1.4%	

VII. 2020 CAPITALIZATION GRANT EQUIVALENCIES

- 1) Green Project Reserve - This project does not qualify for Green Project Reserve (GPR) funding.
- 2) Additional Subsidization – This project does not qualify for additional subsidization.

VIII. FINANCIAL ANALYSIS

Financial information was obtained from the audited financial statements for the years ended June 30, 2017 through June 30, 2019 and include both the water and sewer funds. The non-cash impact of GASB 68, Accounting and Financial Reporting for Pensions, has been removed from fiscal 2017-2019 operating expenses and GASB 75, Accounting and Financial Reporting for Postemployment Benefits Other Than Pensions, has been removed from 2019 operating expenses. Percentage references

in the History section below are based on whole dollar amounts and not the rounded amounts presented.

HISTORY

Combined revenues for water and sewer increased 14.1% from \$15.6 million in 2017 to \$17.8 million in 2019. Sewer revenues have increased around 16% from \$7.5 million in 2017 to \$8.7 million in 2019 and water revenues have increased 8% from \$10.9 million in 2017 to \$11.8 million in 2019. Sewer revenue growth can be attributed to rate increases during the observed time period for ongoing capital projects while the water increase is due to normal growth. Combined expenses increased 17% from \$8.3 million to \$9.7 million from 2017 to 2019.

The 2019 balance sheet reflects a current ratio of 1.6, a debt to equity ratio of 1.7, 22.8 days sales in accounts receivable, and 9 months operating expenses in unrestricted cash.

PROJECTIONS

Projections are based on the following assumptions:

- 1) Sewer revenues will increase according to the approved rate increases by the utility through FY 2021 (14% annually). Water revenues will remain flat for growth and volume.
- 2) Expenses will increase 2% for inflation.
- 3) All debt service and replacement reserves for pending KIA loans A11-08, A16-005, F13-020, and F16-001 have been included in this analysis.
- 4) Debt service coverage is 1.43 in 2024 when principal and interest repayments begin.

Based on the pro forma assumptions, the utility shows adequate cash flow to repay the KIA Fund A loan.

REPLACEMENT RESERVE

The replacement reserve will be 5% (\$700,000 total) of the final amount borrowed to be funded annually (\$35,000 yearly) each December 1 for 20 years and maintained for the life of the loan.

IX. DEBT OBLIGATIONS

	<u>Outstanding</u>	<u>Maturity</u>
Series 1998 Bonds	\$ 185,000	2021
Series 2010B Bonds	2,174,000	2030
KIA Loan B95-02	1,431,861	2026
KIA Loan A94-01	16,849	2020
KIA Loan A99-03	86,649	2021
KIA Loan A03-05	1,633,304	2026
KIA Loan F02-04	718,578	2028
KIA Loan A04-05	1,050,270	2027
KIA Loan F06-02	2,101,739	2028
KIA Loan F08-06	6,130,190	2032
KIA Loan A09-19	5,885,902	2034
KIA Loan A11-07	358,222	2033
KIA Loan A11-08	9,887,230	2036
KIA Loan A11-09	6,197,968	2036
KIA Loan A16-005 (P&D i/a/o \$1.5m)	726,900	TBD
KIA Loan F13-020 (i/a/o \$4m)	1,675,596	TBD
KIA Loan F16-001 (i/a/o \$8m)	1,692,872	TBD
Revenue Lease: USACE (Water)	1,385,460	2027
Revenue Lease: USACE (Gas)	2,040,196	2027
City of Hopkinsville- Series 2013B	2,835,000	2034
City of Hopkinsville- Series 2014B	1,635,000	2038
City of Hopkinsville- Series 2014C	1,145,000	2029
City of Hopkinsville- Series 2015A	10,915,000	2026
Total	\$61,908,786	

X. CONTACTS

Legal Applicant	
Entity Name	City of Hopkinsville f/b/o Hopkinsville Water Environment Authority
Authorized Official	Wendell Lynch (Mayor)
County	Christian
Email	wlynch@hopkinsvilleky.us
Phone	270-890-0200
Address	PO Box 628 Hopkinsville, KY 42241

Applicant Contact

Name	Derrick Watson
Organization	Hopkinsville Water Environment Authority
Email	dwatson@hwea-ky.com
Phone	270-887-4237
Address	PO Box 628 Hopkinsville, KY 42241

**Project
Administrator**

Name	Travis Barnett
Organization	Hopkinsville Water Environment Authority
Email	tbarnett@hwea-ky.com
Phone	270-887-4242
Address	PO Box 628 Hopkinsville, KY 42241

Consulting Engineer

PE Name	James Gregory Davenport
Firm Name	J.R. Wauford & Company
Email	gregd@jrwauford.com
Phone	615-883-3242
Address	PO Box 140350 Nashville, TN 37214

XI. RECOMMENDATIONS

KIA staff recommends approval of the loan increase with the standard conditions.

CITY OF HOPKINSVILLE F/B/O HOPKINSVILLE WATER ENVIRONMENT AUTHORITY
FINANCIAL SUMMARY (JUNE YEAR END)

	Audited 2017	Audited 2018	Audited 2019	Projected 2020	Projected 2021	Projected 2022	Projected 2023	Projected 2024
Balance Sheet								
Assets								
Current Assets	9,600,607	9,577,564	8,680,884	9,082,240	9,589,863	9,986,820	10,325,831	10,609,548
Other Assets	121,881,192	122,883,567	116,628,044	112,403,220	119,703,995	117,345,140	127,855,601	124,590,760
Total	131,481,799	132,461,131	125,308,928	121,485,460	129,293,858	127,331,960	138,181,432	135,200,308
Liabilities & Equity								
Current Liabilities	8,197,043	5,168,069	5,595,280	5,632,946	5,642,191	6,026,524	6,167,632	6,315,267
Long Term Liabilities	76,101,003	82,217,271	73,206,960	68,383,860	71,294,409	66,326,278	74,520,759	69,302,205
Total Liabilities	84,298,046	87,385,340	78,802,240	74,016,806	76,936,600	72,352,802	80,688,391	75,617,472
Net Assets	47,183,753	45,075,791	46,506,688	47,468,654	52,357,258	54,979,158	57,493,041	59,582,836
Cash Flow								
Revenues	15,634,463	16,797,209	17,799,083	19,043,628	20,295,631	20,295,631	20,295,631	20,295,631
Operating Expenses	8,417,608	8,906,373	9,733,064	10,054,475	10,263,030	10,465,556	10,799,332	11,015,340
Other Income	60,397	195,374	514,612	219,354	219,354	219,354	219,354	219,354
Cash Flow Before Debt Service	7,277,252	8,086,210	8,580,631	9,208,507	10,251,955	10,049,429	9,715,653	9,499,645
Debt Service								
Existing Debt Service	5,665,131	6,297,640	5,944,951	5,995,945	5,949,345	6,070,470	6,316,155	6,299,365
Proposed KIA Loan 2021 Increase	0	0	0	0	9,386	9,386	9,386	363,110
Total Debt Service	5,665,131	6,297,640	5,944,951	5,995,945	5,958,731	6,079,856	6,325,541	6,662,475
Cash Flow After Debt Service	1,612,121	1,788,570	2,635,680	3,212,562	4,293,224	3,969,573	3,390,112	2,837,170
Ratios								
Current Ratio	1.2	1.9	1.6	1.6	1.7	1.7	1.7	1.7
Debt to Equity	1.8	1.9	1.7	1.6	1.5	1.3	1.4	1.3
Days Sales in Accounts Receivable	23.4	23.8	22.8	22.8	22.8	22.8	22.8	22.8
Months Operating Expenses in Unrestricted Cash	11.9	11.0	9.0	9.2	9.5	9.8	10.0	10.1
Debt Coverage Ratio	1.3	1.3	1.4	1.5	1.7	1.7	1.5	1.4

**A
T
T
A
C
H
M
E
N
T**

I.B.2.

Page Left Blank
for 2 Sided Printing

A RESOLUTION AND ORDER OF THE BOARD OF DIRECTORS OF THE KENTUCKY INFRASTRUCTURE AUTHORITY AUTHORIZING ISSUANCE OF A CONDITIONAL COMMITMENT FOR A FEDERALLY ASSISTED DRINKING WATER REVOLVING FUND LOAN (F21-009) FOR AN AMOUNT UP TO \$2,500,000 TO THE CITY OF ALBANY, CLINTON COUNTY, KENTUCKY

WHEREAS, the Kentucky Infrastructure Authority (the "Authority") has been duly created as a body corporate and politic constituting a public corporation and a governmental agency of the Commonwealth of Kentucky pursuant to Chapter 224A of the Kentucky Revised Statutes (the "Act"); and

WHEREAS, pursuant to the Act, the Authority is duly and legally authorized to make loans to Governmental Agencies for the purpose of providing funds for the construction and acquisition of sanitary sewer facilities, water facilities or other types of infrastructure, and in that regard, to enter into Assistance Agreements with such Governmental Agencies governing the provisions in respect of which such loans are to be made, the amounts thereof and the repayment provisions in respect thereto; and

WHEREAS, the Authority anticipates entering into an Assistance Agreement for a loan from the Authority's Federally Assisted Drinking Water Revolving Loan Program (Fund F) with the City of Albany, subject to final determination of amount when the factors involving such financing have been determined; and

WHEREAS, the Authority will, in the near future, authorize and issue a series of Infrastructure Authority Revenue Bonds for the purpose of funding loans to various governmental agencies, such series of Bonds to be known as Kentucky Infrastructure Authority Revenue Bonds with the appropriate Series designation; and

WHEREAS, the Authority wishes to establish terms and conditions on said Fund F loans prior to the issuance of Authority Revenue Bonds and recognizes that additional planning and design of the financed projects are required.

NOW, THEREFORE, THE KENTUCKY INFRASTRUCTURE AUTHORITY, ACTING BY AND THROUGH ITS BOARD OF DIRECTORS AS ITS DULY AUTHORIZED AND EMPOWERED GOVERNING BODY, DOES HEREBY RESOLVE AND ORDER, AS FOLLOWS:

Section 1. All statements of fact set forth in the preambles to this Resolution and Order are incorporated herein by reference, the same as if set forth verbatim. All such statements of fact are hereby declared to be true and accurate in all material respects.

Section 2. The Authority hereby authorizes the issuance of a conditional Federally Assisted Drinking Water Revolving Fund loan for an amount up to \$2,500,000 of project expense including capitalized interest for the construction period, to the City of Albany for the Duvall Valley Area Water System Improvements project. Such amounts are subject

to adjustment by further action of the Authority or may be adjusted by action of the Executive Director at the time of the issuance of bonds based on adjustment in project costs of not more than (10%) ten percent of the loan amount authorized by this resolution. Upon satisfaction of all conditions of the commitment, execution of an assistance agreement for this loan is authorized.

Section 3. The loan shall be repayable over 30 years at an interest rate of 0.25%. In addition to debt service, a 0.25% annual administration fee on the unpaid loan balance will be charged. From annual revenues, \$6,300 must be set aside in a borrower held replacement reserve each December 1 until the balance reaches \$126,000 and maintained for the life of the loan. These terms are subject to adjustment upon execution of the loan agreement, upon changes in the project conditions or determination that the project will require authority financing to be done on a taxable basis.

Section 4. This Resolution and Order shall be in full force and effect from and after its adoption at a properly held meeting of the Kentucky Infrastructure Authority this 7th day of January, 2021.

DENNIS KEENE, CHAIR
KENTUCKY INFRASTRUCTURE AUTHORITY

ATTEST:

MARGARET F. LINK, SECRETARY
KENTUCKY INFRASTRUCTURE AUTHORITY

REVIEWED BY:

MATTHEW STEPHENS, GENERAL COUNSEL
DEPARTMENT FOR LOCAL GOVERNMENT

December 21, 2020

Sandy Williams, Deputy Executive Director
Kentucky Infrastructure Authority
100 Airport Road, 3rd Floor
Frankfort, Kentucky 40601

Re: F21-009 – City of Albany
Albany Water Works--852
Activity ID: FGL20210009

Dear Mrs. Williams:


The Division of Water (DOW) hereby certifies that the City of Albany is eligible to receive \$2,500,000 from the Drinking Water State Revolving Fund. The DOW certifies that the project scope is consistent with the scope that was used to rank the project on the FY21 Intended Use Plan-Project Priority List.

The City of Albany's status relative to the Drinking Water State Revolving Fund General Conditions is provided below:

1. Project specific environmental information is expected to be submitted to DOW in April 2021.
2. Plans and specifications are expected to be submitted to DOW in April 2021
3. Construction bids are expected to be opened in July 2021.

Upon compliance with the general conditions, the DOW will issue a final project certification prior to authorizing the loan agreement. A preconstruction and project management conference with the DOW must be held prior to commencement of construction. If you have any questions concerning this letter, please contact William Averell, Project Manager, at (502) 782-6882.

Sincerely,

E-Signed by Jory Becker
VERIFY authenticity with eSign Desktop


For:
Paul Miller, P.E.
Director, Division of Water

PM/JB: wa

c: The Hon. Lyle G. Pierce,
Mayor, City of Albany

Mr. Deron Byrne, P. E.
Monarch Engineering, Inc.

EXECUTIVE SUMMARY		Reviewer		Meili Sun	
KENTUCKY INFRASTRUCTURE AUTHORITY		Date		January 7, 2020	
FUND F, FEDERALLY ASSISTED DRINKING WATER		KIA Loan Number		F21-009	
REVOLVING LOAN FUND		WRIS Number		WX21053015	
BORROWER		CITY OF ALBANY CLINTON COUNTY			
BRIEF DESCRIPTION					
This project will install 30,000 LF of 8-inch water lines to replace the current 6-inch and 4-inch water lines to extend from US Highway 127 to an existing water booster pump station located in Duvall Valley. The construction will include a water booster pump station upgrade, a new 500,000 gallon water storage tank, and associated appurtenances.					
PROJECT FINANCING		PROJECT BUDGET		RD Fee %	Actual %
Fund F Loan	\$2,500,000	Administrative Expenses			\$10,000
AML Grant	3,000,000	Legal Expenses			10,000
ARC Grant	400,000	Land, Easements			50,000
		Eng - Design / Const	6.7%	6.7%	348,000
		Eng - Insp	3.5%	3.5%	179,000
		Eng - Other			50,000
		Construction			4,699,500
		Contingency			470,500
		Other			83,000
TOTAL	\$5,900,000	TOTAL			\$5,900,000
REPAYMENT	Rate	0.25%	Est. Annual Payment		\$92,799
	Term	30 Years	1st Payment	6 Mo. after first draw	
PROFESSIONAL SERVICES	Engineer	Monarch Engineering, Inc			
	Bond Counsel	Rubin & Hays			
PROJECT SCHEDULE	Bid Opening	Jun-21			
	Construction Start	Jul-21			
	Construction Stop	Apr-22			
DEBT PER CUSTOMER	Existing	\$668			
	Proposed	\$954			
OTHER STATE-FUNDED PROJECTS LAST 5 YRS		See Attached			
RESIDENTIAL RATES					
		<u>Users</u>	<u>Avg. Bill</u>		
	Current	6,227	\$29.02	(for 4,000 gallons)	
	Additional	0	\$29.02	(for 4,000 gallons)	
REGIONAL COORDINATION					
This project is consistent with regional planning recommendations.					
CASHFLOW	Cash Flow Before Debt Service	Debt Service	Cash Flow After Debt Service	Coverage Ratio	
Audited 2017	409,556	339,901	69,655	1.2	
Audited 2018	402,807	345,699	57,108	1.2	
Audited 2019	459,411	342,811	116,600	1.3	
Projected 2020	468,301	344,896	123,405	1.4	
Projected 2021	984,908	345,354	639,554	2.9	
Projected 2022	936,752	339,462	597,290	2.8	
Projected 2023	881,333	425,744	455,589	2.1	
Projected 2024	831,232	428,504	402,728	1.9	

Reviewer: Meili Sun
Date: January 7, 2021
Loan Number: F21-009

**KENTUCKY INFRASTRUCTURE AUTHORITY
DRINKING WATER STATE REVOLVING FUND (FUND F)
CITY OF ALBANY, CLINTON COUNTY
PROJECT REVIEW
WX21053015**

I. PROJECT DESCRIPTION

The City of Albany ("City") is requesting a Fund F loan in the amount of \$2,500,000 for the Duvall Valley Area Water System Improvements project. This project will install 30,000 LF of 8-inch water lines to replace the current 6-inch and 4-inch water lines, which will extend from US Highway 127 to an existing water booster pump station located in Duvall Valley. The construction will include a water booster pump station upgrade, a new 500,000-gallon water storage tank, and associated appurtenances. The purpose of this project is to provide a reliable source of potable water to the existing residential customers and poultry farms that are experiencing water shortage due to high demand in the area. The new water lines, connection, and water storage tank will ensure a steady water flow and alleviate the water shortage problems.

The City currently serves approximately 6,200 retail customers and provides wholesale water to the Cumberland County Water District which is a PSC regulated utility. The wholesale rates are subject to PSC approval.

II. PROJECT BUDGET

	Total
Administrative Expenses	\$ 10,000
Legal Expenses	10,000
Land, Easements	50,000
Engineering Fees – Design	348,000
Engineering Fees – Inspection	179,000
Engineering Fees – Other	50,000
Construction	4,699,500
Contingency	470,500
Other	83,000
Total	\$ 5,900,000

III. PROJECT FUNDING

	Amount	%
KIA Fund F Loan	\$ 2,500,000	42%
AML Grant	3,000,000	51%
ARC Grant	400,000	7%
Total	\$ 5,900,000	100%

IV. KIA DEBT SERVICE

Construction Loan	\$ 2,500,000
Principal Forgiveness	0
Amortized Loan Amount	\$ 2,500,000
Interest Rate	0.25%
Loan Term (Years)	30
Estimated Annual Debt Service	\$ 86,549
Administrative Fee (0.25%)	6,250
Annual Debt Service	\$ 92,799

V. PROJECT SCHEDULE

Bid Opening	June 2021
Construction Start	July 2021
Construction Stop	April 2022

VI. CUSTOMER COMPOSITION AND RATE STRUCTURE

A) Customers

Customers	Current
Residential	5,871
Commercial	255
Industrial / Institutional	101
Total	6,227

B) Rates

	Water Inside City		
	Current	Prior	Prior
Date of Last Rate Increase	10/01/20	10/01/19	10/01/18
Minimum 2,000 Gallons	\$18.16	\$14.53	14.18
Next 3,000 Gallons	5.43	4.34	4.23
Cost for 4,000 gallons	\$29.02	\$23.21	\$22.64
Increase %	25.0%	2.5%	
Affordability Index (Rate/MHI)	1.2%	1.0%	0.9%

	Water Outside City		
	Current	Prior	Prior
Date of Last Rate Increase	10/01/20	10/01/19	10/01/18
Minimum 2,000 Gallons	\$26.10	\$20.88	20.37
Next 3,000 Gallons	6.12	4.90	4.78
Cost for 4,000 gallons	\$38.34	\$30.68	\$29.93
Increase %	25.0%	2.5%	
Affordability Index (Rate/MHI)	1.6%	1.3%	1.2%

	Sewer Inside City		
	Current	Prior	Prior
Date of Last Rate Increase	10/01/20	10/01/19	10/01/18
Minimum 2,000 Gallons	\$15.81	\$12.65	12.34
Next 3,000 Gallons	1.74	1.39	1.36
Cost for 4,000 gallons	\$19.29	\$15.43	\$15.06
Increase %	25.0%	2.5%	
Affordability Index (Rate/MHI)	0.8%	0.6%	0.6%

	Sewer Outside City		
	Current	Prior	Prior
Date of Last Rate Increase	10/01/20	10/01/19	10/01/18
Minimum 2,000 Gallons	\$25.30	\$20.24	19.75
Next 3,000 Gallons	2.69	2.15	2.10
Cost for 4,000 gallons	\$30.68	\$24.54	\$23.95
Increase %	25.0%	2.5%	
Affordability Index (Rate/MHI)	1.3%	1.0%	1.0%

The City approved in the 2017-04-04 ordinance to apply an automatic cost of living increase of 2.5% on October 1 every year to water and sewer rates.

VII. 2020 CAPITALIZATION GRANT EQUIVALENCIES

Additional Subsidization – This project does not qualify for additional subsidization.

VIII. FINANCIAL ANALYSIS

Financial information was obtained from the audited financial statements for the years ended June 30, 2017 through June 30, 2019. The non-cash impacts of GASB 68 – Accounting and Financial Reporting for Pensions and GASB 75 – Accounting and Financial Reporting for Other Postemployment Benefit have been removed from the operating expenses. Percentage references in the History section below are based on whole dollar amounts and not the rounded amounts presented.

HISTORY

Combined water and sewer revenues increased 5.2% from \$2.63 million in 2017 to \$2.76 million in 2019 from annual cost of living rate adjustments while operating expenses increased 4.3% due to general inflation during the same time period. The debt coverage ratio was 1.2, 1.2, and 1.3 for 2017, 2018, and 2019 respectively.

The balance sheet reflected a current ratio of 1.0, debt to equity ratio of 0.4, 58.0 days of sales in accounts receivable, and 0.6 month of operating expenses in unrestricted cash.

PROJECTIONS

Projections are based on the following assumptions:

- 1) Combined water and sewer revenues will go up 20% based on the approved rate increases effective October 1, 2020
- 2) Annual 2.5% cost of living adjustment will resume in October, SFY 2022.
- 3) Expenses will increase 2% each year for inflation.
- 4) Debt service coverage is 2.1 in 2023 when debt service for this loan is due.

Based on the pro forma assumptions, the utility shows adequate cash flow to repay the KIA Fund F loan.

REPLACEMENT RESERVE

The replacement reserve will be 5% (\$126,000 total) of the final amount borrowed (prior to principal forgiveness, if any) to be funded annually (\$6,300 yearly) each December 1 for 20 years and maintained for the life of the loan.

IX. DEBT OBLIGATIONS

	Outstanding	Maturity
Series 2012 Revenue Bonds	\$ 3,911,250	2038
KIA Loan B07-02	198,143	2042
KIA Loan B18-002	51,738	2038
Total	\$ 4,161,131	

X. CONTACTS

Legal Applicant

Name	City of Albany
Address	204 S Cross Street, PO Box 129 Albany, KY 42602
County	Clinton
Authorized Official	Lyle G Pierce, Mayor
Phone	(606) 387-6011
Email	asst-pierce@hotmail.com

Project Contact - Applicant

Name	Melissa Smith, City Clerk
Organization	City of Albany
Address	204 S Cross Street, PO Box 129 Albany, KY 42602
Phone	(606) 387-6011
Email	Albanycityhall9@mchsi.com

Project Administrator / Engineer

Name	Deron Byrne
Firm Name	Monarch Engineering, Inc.
Address	556 Carlton Dr. Lawrenceburg, KY 40342
Phone	(502) 839-1310
Email	dbyrne@monarchengineering.net

XI. RECOMMENDATIONS

KIA staff recommends approval of the loan with the standard conditions.

CITY OF ALBANY
FINANCIAL SUMMARY (JUNE YEAR END)

	Audited 2017	Audited 2018	Audited 2019	Projected 2020	Projected 2021	Projected 2022	Projected 2023	Projected 2024
Balance Sheet								
Assets								
Current Assets	852,725	831,249	819,494	951,724	1,680,878	2,278,168	2,733,757	3,136,485
Other Assets	28,195,325	27,565,868	26,980,846	25,909,957	24,839,068	29,668,179	28,456,090	27,244,001
Total	29,048,050	28,397,117	27,800,340	26,861,681	26,519,946	31,946,347	31,189,847	30,380,486
Liabilities & Equity								
Current Liabilities	824,079	752,601	817,019	824,909	826,672	911,352	922,381	937,483
Long Term Liabilities	6,058,231	6,880,491	6,620,426	6,377,367	6,135,545	8,312,043	7,980,611	7,637,278
Total Liabilities	6,882,310	7,633,092	7,437,445	7,202,276	6,962,217	9,223,395	8,902,993	8,574,761
Net Assets	22,165,740	20,764,025	20,362,895	19,659,405	19,557,729	22,722,952	22,286,854	21,805,725
Cash Flow								
Revenues	2,626,928	2,740,470	2,763,817	2,819,093	3,382,912	3,382,912	3,382,912	3,382,912
Operating Expenses	2,218,067	2,351,256	2,314,297	2,360,683	2,407,895	2,456,051	2,511,470	2,561,571
Other Income	695	13,593	9,891	9,891	9,891	9,891	9,891	9,891
Cash Flow Before Debt Service	409,556	402,807	459,411	468,301	984,908	936,752	881,333	831,232
Debt Service								
Existing Debt Service	339,901	345,699	342,811	344,896	345,354	339,462	332,945	335,705
Proposed KIA Loan	0	0	0	0	0	0	92,799	92,799
Total Debt Service	339,901	345,699	342,811	344,896	345,354	339,462	425,744	428,504
Cash Flow After Debt Service	69,655	57,108	116,600	123,405	639,554	597,290	455,589	402,728
Ratios								
Current Ratio	1.0	1.1	1.0	1.2	2.0	2.5	3.0	3.3
Debt to Equity	0.3	0.4	0.4	0.4	0.4	0.4	0.4	0.4
Days Sales in Accounts Receivable	79.6	77.2	58.0	58.0	58.0	58.0	58.0	58.0
Months Operating Expenses in Unrestricted Cash	0.9	0.7	0.6	1.2	4.4	7.2	9.3	11.0
Debt Coverage Ratio	1.2	1.2	1.3	1.4	2.9	2.8	2.1	1.9

Page Left Blank
for 2 Sided Printing

**A
T
T
A
C
H
M
E
N
T**

I.B.3.

Page Left Blank
for 2 Sided Printing

A RESOLUTION AND ORDER OF THE BOARD OF DIRECTORS OF THE KENTUCKY INFRASTRUCTURE AUTHORITY AUTHORIZING ISSUANCE OF A CONDITIONAL COMMITMENT FOR A FEDERALLY ASSISTED DRINKING WATER REVOLVING FUND LOAN (F21-016) FOR AN AMOUNT UP TO \$1,463,000 TO THE CITY OF HARLAN F/B/O HARLAN MUNICIPAL WATER WORKS, HARLAN COUNTY, KENTUCKY

WHEREAS, the Kentucky Infrastructure Authority (the "Authority") has been duly created as a body corporate and politic constituting a public corporation and a governmental agency of the Commonwealth of Kentucky pursuant to Chapter 224A of the Kentucky Revised Statutes (the "Act"); and

WHEREAS, pursuant to the Act, the Authority is duly and legally authorized to make loans to Governmental Agencies for the purpose of providing funds for the construction and acquisition of sanitary sewer facilities, water facilities or other types of infrastructure, and in that regard, to enter into Assistance Agreements with such Governmental Agencies governing the provisions in respect of which such loans are to be made, the amounts thereof and the repayment provisions in respect thereto; and

WHEREAS, the Authority anticipates entering into an Assistance Agreement for a loan from the Authority's Federally Assisted Drinking Water Revolving Loan Program (Fund F) with the City of Harlan, subject to final determination of amount when the factors involving such financing have been determined; and

WHEREAS, the Authority will, in the near future, authorize and issue a series of Infrastructure Authority Revenue Bonds for the purpose of funding loans to various governmental agencies, such series of Bonds to be known as Kentucky Infrastructure Authority Revenue Bonds with the appropriate Series designation; and

WHEREAS, the Authority wishes to establish terms and conditions on said Fund F loans prior to the issuance of Authority Revenue Bonds and recognizes that additional planning and design of the financed projects are required.

NOW, THEREFORE, THE KENTUCKY INFRASTRUCTURE AUTHORITY, ACTING BY AND THROUGH ITS BOARD OF DIRECTORS AS ITS DULY AUTHORIZED AND EMPOWERED GOVERNING BODY, DOES HEREBY RESOLVE AND ORDER, AS FOLLOWS:

Section 1. All statements of fact set forth in the preambles to this Resolution and Order are incorporated herein by reference, the same as if set forth verbatim. All such statements of fact are hereby declared to be true and accurate in all material respects.

Section 2. The Authority hereby authorizes the issuance of a conditional Federally Assisted Drinking Water Revolving Fund loan for an amount up to \$1,463,000 of project expense including capitalized interest for the construction period, to the City of Harlan for

the Harlan Municipal Water Distribution System Improvements project. Such amounts are subject to adjustment by further action of the Authority or may be adjusted by action of the Executive Director at the time of the issuance of bonds based on adjustment in project costs of not more than (10%) ten percent of the loan amount authorized by this resolution. Upon satisfaction of all conditions of the commitment, execution of an assistance agreement for this loan is authorized.

Section 3. The loan shall be repayable over 30 years at an interest rate of 0.25%. In addition to debt service, a 0.25% annual administration fee on the unpaid loan balance will be charged. From annual revenues, \$3,700 must be set aside in a borrower held replacement reserve each December 1 until the balance reaches \$74,000 and maintained for the life of the loan. These terms are subject to adjustment upon execution of the loan agreement, upon changes in the project conditions or determination that the project will require authority financing to be done on a taxable basis.

Section 4. This Resolution and Order shall be in full force and effect from and after its adoption at a properly held meeting of the Kentucky Infrastructure Authority this 7th day of January 2020.

DENNIS KEENE, CHAIR
KENTUCKY INFRASTRUCTURE AUTHORITY

ATTEST:

MARGARET F. LINK, SECRETARY
KENTUCKY INFRASTRUCTURE AUTHORITY

REVIEWED BY:

MATTHEW STEPHENS, GENERAL COUNSEL
DEPARTMENT FOR LOCAL GOVERNMENT

December 22, 2020

Sandy Williams, Deputy Executive Director
Kentucky Infrastructure Authority
100 Airport Road, 3rd Floor
Frankfort, Kentucky 40601

Re: F21-016
Harlan Municipal Water Works--1724
Activity ID: FGL20210003

Dear Mrs. Williams:


The Division of Water (DOW) hereby certifies that the Harlan Municipal Water Works is eligible to receive \$1,463,000.00 from the Drinking Water State Revolving Fund. The DOW certifies that the project scope is consistent with the scope that was used to rank the project on the Intended Use Plan-Project Priority List.

The Harlan Municipal Water Works's status relative to the Drinking Water State Revolving Fund General Conditions is provided below:

1. Project specific environmental information is expected to be submitted to DOW in February, 2021.
2. Plans and specifications are expected to be submitted to DOW in February, 2021.
3. Construction bids are expected to be opened in April, 2021.

Upon compliance with the general conditions, the DOW will issue a final project certification prior to authorizing the loan agreement. A preconstruction and project management conference with the DOW must be held prior to commencement of construction. If you have any questions concerning this letter, please contact Amber Vaughn, Project Manager, at (502) 782-7121.

Sincerely,

E-Signed by Jory Becker
VERIFY authenticity with eSign Desktop


For:
Paul Miller, P.E.
Director, Division of Water

X

PM/JB:av

c: Otis T. Lewis, Superintendent, Harlan Municipal Water Works
Susanna Cornett, Cumberland Valley ADD
Robert Alan Bowman, Bell Engineering
Sarah Parsley, KIA

EXECUTIVE SUMMARY KENTUCKY INFRASTRUCTURE AUTHORITY FUND F, FEDERALLY ASSISTED DRINKING WATER REVOLVING LOAN FUND		Reviewer Date KIA Loan Number WRIS Number		Sarah Parsley January 7, 2021 F21-016 WX21095014	
BORROWER		CITY OF HARLAN F/B/O HARLAN MUNICIPAL WATER WORKS HARLAN COUNTY			
BRIEF DESCRIPTION					
This project involves upgrades to the existing Harlan Municipal Distribution system including, but not limited to, the relocation of a section of 16-inch raw water transmission main along the Poor Fork of the Cumberland River and KY HWY 119, replacement of line sections in the vicinities of Lamberts, Sukey Ridge, and Clovertown, along with miscellaneous valve work in Loyall and Sunny Acres. The existing 100,000 gallon storage tank at the water treatment plant will be painted as well.					
PROJECT FINANCING		PROJECT BUDGET		RD Fee %	Actual %
Fund F Loan	\$1,463,000	Administrative Expenses			\$50,000
		Legal Expenses			10,000
		Land, Easements			5,000
		Eng - Design / Const		8.6%	7.8%
		Eng - Insp		5.4%	4.8%
		Eng - Other			40,000
		Construction			1,095,080
		Contingency			110,920
TOTAL	\$1,463,000	TOTAL			\$1,463,000
REPAYMENT	Rate	0.25%	Est. Annual Payment		\$54,306
	Term	30 Years	1st Payment		6 Mo. after first draw
PROFESSIONAL SERVICES	Engineer	Bell Engineering			
	Bond Counsel	Rubin & Hays			
PROJECT SCHEDULE	Bid Opening	Feb-21			
	Construction Start	Apr-21			
	Construction Stop	Aug-21			
DEBT PER CUSTOMER	Existing	\$899			
	Proposed	\$2,135			
OTHER DEBT	See Attached				
OTHER STATE-FUNDED PROJECTS LAST 5 YRS	See Attached				
RESIDENTIAL RATES		Users	Avg. Bill		
	Current	2,006	\$23.65 (for 4,000 gallons)		
	Additional	0	\$23.65 (for 4,000 gallons)		
REGIONAL COORDINATION This project is consistent with regional planning recommendations.					
CASHFLOW	Cash Flow Before Debt Service	Debt Service	Cash Flow After Debt Service		Coverage Ratio
Audited 2017	438,800	276,260	162,540		1.6
Audited 2018	454,185	278,307	175,878		1.6
Audited 2019	249,086	276,061	(26,975)		0.9
Projected 2020	168,834	195,429	(26,595)		0.9
Projected 2021	145,026	210,009	(64,983)		0.7
Projected 2022	435,813	322,027	113,786		1.4
Projected 2023	411,043	322,172	88,871		1.3
Projected 2024	385,778	354,274	31,504		1.1

Reviewer: Sarah Parsley
Date: January 7, 2021
Loan Number: F21-016

**KENTUCKY INFRASTRUCTURE AUTHORITY
DRINKING WATER STATE REVOLVING FUND (FUND F)
CITY OF HARLAN F/B/O HARLAN MUNICIPAL WATER WORKS,
HARLAN COUNTY PROJECT REVIEW
WX21095014**

I. PROJECT DESCRIPTION

The City of Harlan F/B/O Harlan Municipal Water Distribution System is requesting a Fund F loan in the amount of \$1,463,000 for the Harlan Municipal Water Distribution System Improvements project. This project will involve upgrades to the existing Harlan Municipal Distribution system including, but not limited to, the relocation of a section of 16-inch raw water transmission main along the Poor Fork of the Cumberland River and KY HWY 119, replacement of line sections in the vicinities of Lamberts, Sukey Ridge, and Clovertown, along with miscellaneous valve work in Loyall and Sunny Acres. The existing 100,000 gallon storage tank at the water treatment plant will be painted as well.

The Utility serves approximately 2,000 customers.

II. PROJECT BUDGET

	Total
Administrative Expenses	\$ 50,000
Legal Expenses	10,000
Land, Easements	5,000
Engineering Fees - Design	65,000
Engineering Fees - Construction	29,000
Engineering Fees - Inspection	58,000
Engineering Fees - Other	40,000
Construction	1,095,080
Contingency	110,920
Total	\$ 1,463,000

III. PROJECT FUNDING

	Amount	%
Fund F Loan	\$ 1,463,000	100%
Total	\$ 1,463,000	100%

IV. KIA DEBT SERVICE

Construction Loan	\$ 1,463,000
Less: Principal Forgiveness	0
Amortized Loan Amount	\$ 1,463,000
Interest Rate	0.25%
Loan Term (Years)	30
Estimated Annual Debt Service	\$ 50,649
Administrative Fee (0.25%)	3,658
Total Estimated Annual Debt Service	\$ 54,306

V. PROJECT SCHEDULE

Bid Opening	February 15, 2021
Construction Start	April 12, 2021
Construction Stop	August 16, 2021

VI. CUSTOMER COMPOSITION AND RATE STRUCTURE**A) Customers**

Customers	Current	Proposed	Total
Residential	1,738	0	1,738
Commercial	268	0	268
Industrial	0	0	0
Total	2,006	0	2,006

B) Rates

	Current	Prior
Date of Last Rate Increase	09/19/13	09/01/03
Minimum, First 2000 gallons	\$14.75	\$13.08
Next 8,000 Gallons (per 1000)	4.45	3.95
Next 15,000 (per 1000)	4.08	3.62
Cost for 4,000 gallons	\$23.65	\$20.98
Increase %	12.7%	
Affordability Index (Rate/MHI)	1.2%	

VII. 2020 CAPITALIZATION GRANT EQUIVALENCIES

- 1) Green Project Reserve - The Drinking Water capitalization grant does not contain a “green” requirement.
- 2) Additional Subsidization – This project does not qualify for additional subsidization.

VIII. FINANCIAL ANALYSIS

Financial information was obtained from the audited financial statements for the years ended June 30, 2017 through June 30, 2019. Percentage references in the History section below are based on whole dollar amounts and not the rounded amounts presented.

HISTORY

Water revenues decreased 3.9% from \$1.41 million in 2017 to \$1.35 million in 2019 while operating expenses increased 19.8% from \$0.97 million to \$1.17 million during the same period. The increase in operating expenses was due to pump and control valve issues. These issues included replacement of a pump and some valves, the overtime caused by these issues, and two new service trucks being purchased.

The debt coverage ratio was 1.6, 1.6, and 0.9 in 2017, 2018, and 2019 respectively.

The balance sheet reflects a current ratio of 2.6, a debt to equity ratio of 0.3, 47.4 days of sales in accounts receivable, and 7.1 months operating expenses in unrestricted cash.

PROJECTIONS

Projections are based on the following assumptions:

- 1) Water revenues will increase approximately 24% in 2022.
- 2) Expenses will increase 2% annually for general inflation.
- 3) Debt service coverage is 1.4 in 2022 when principal and interest repayments begin.

Based on the pro forma assumptions, the utility shows adequate cash flow to repay the KIA Fund F loan.

REPLACEMENT RESERVE

The replacement reserve will be 5% (\$74,000 total) of the final amount borrowed (prior to principal forgiveness, if any) to be funded annually (\$3,700 yearly) each December 1 for 20 years and maintained for the life of the loan.

IX. DEBT OBLIGATIONS

	Outstanding	Maturity
KIA Note Payable B291-13 (City of Harlan)	\$ 363,123	2025
KIA Note Payable F03-03 (City of Harlan)	718,472	2028
USDA Bond	722,000	0
Total	\$ 1,803,595	

X. CONTACTS

Legal Applicant	
Entity Name	Harlan Municipal Water Works
Authorized Official	Otis Lewis (Water Superintendent)
County	Harlan
Email	-
Phone	(606) 573-1540
Address	PO Box 114 Harlan, KY 40831

Applicant Contact	
Name	Otis Lewis
Organization	Harlan Municipal Water Works
Email	cityofharlan@harlanonline.net
Phone	(606) 573-1540
Address	PO Box 114 Harlan, KY 40831

Project Administrator	
Name	Susanna Cornett
Organization	Cumberland Valley Area Dev District
Email	scornett@cvadd.org
Phone	(606) 864-7391
Address	PO Box 1740 London, KY 40744

Consulting Engineer

PE Name	Robert Bowman
Firm Name	Bell Engineering
Email	abowman@hkbell.com
Phone	859-278-5412
Address	2480 Fortune Drive, Suite 350 Lexington, KY 40509

XI. RECOMMENDATIONS

KIA staff recommends approval of the loan with the standard conditions and the following special condition:

The City shall pass an ordinance no later than July 31, 2021 which will increase user charges sufficient to generate a debt service coverage ratio of 1.1. This increase is currently estimated to be 24%.

CITY OF HARLAN F/B/O HARLAN MUNICIPAL WATER WORKS
FINANCIAL SUMMARY (JUNE YEAR END)

	Audited 2017	Audited 2018	Audited 2019	Projected 2020	Projected 2021	Projected 2022	Projected 2023	Projected 2024
Balance Sheet								
Assets								
Current Assets	3,292,171	3,446,951	916,510	882,489	817,506	973,592	1,062,463	1,093,967
Other Assets	4,859,972	4,667,314	6,943,055	6,748,350	6,553,645	10,271,269	9,976,248	9,681,227
Total	8,152,143	8,114,265	7,859,565	7,630,839	7,371,151	11,244,861	11,038,711	10,775,194
Liabilities & Equity								
Current Liabilities	368,528	384,215	351,939	323,783	328,247	332,777	366,615	267,436
Long Term Liabilities	2,021,250	1,800,315	1,608,159	1,441,512	1,271,101	4,109,505	3,902,126	3,794,626
Total Liabilities	2,389,778	2,184,530	1,960,098	1,765,295	1,599,348	4,442,282	4,268,741	4,062,062
Net Assets	5,762,365	5,929,735	5,899,467	5,865,544	5,771,803	6,802,579	6,769,970	6,713,132
Cash Flow								
Revenues	1,410,335	1,490,941	1,411,792	1,354,881	1,354,881	1,680,052	1,680,052	1,680,052
Operating Expenses	973,704	1,039,957	1,167,057	1,190,398	1,214,206	1,248,590	1,273,360	1,298,625
Other Income	2,169	3,201	4,351	4,351	4,351	4,351	4,351	4,351
Cash Flow Before Debt Service	438,800	454,185	249,086	168,834	145,026	435,813	411,043	385,778
Debt Service								
Existing Debt Service	276,260	278,307	276,061	195,429	210,009	267,721	267,866	299,968
Proposed KIA Loan	0	0	0	0	0	54,306	54,306	54,306
Proposed KIA Loan F21-021						57,522	57,522	57,522
Total Debt Service	276,260	278,307	276,061	195,429	210,009	322,027	322,172	354,274
Cash Flow After Debt Service	162,540	175,878	(26,975)	(26,595)	(64,983)	113,786	88,871	31,504
Ratios								
Current Ratio	8.9	9.0	2.6	2.7	2.5	2.9	2.9	4.1
Debt to Equity	0.4	0.4	0.3	0.3	0.3	0.7	0.6	0.6
Days Sales in Accounts Receivable	46.3	46.5	47.4	47.4	47.4	47.4	47.4	47.4
Months Operating Expenses in Unrestricted Cash	38.0	37.1	7.1	6.7	6.0	6.9	7.6	7.8
Debt Coverage Ratio	1.6	1.6	0.9	0.9	0.7	1.4	1.3	1.1

**A
T
T
A
C
H
M
E
N
T**

I.B.4.

Page Left Blank
for 2 Sided Printing

A RESOLUTION AND ORDER OF THE BOARD OF DIRECTORS OF THE KENTUCKY INFRASTRUCTURE AUTHORITY AUTHORIZING ISSUANCE OF A CONDITIONAL COMMITMENT FOR A FEDERALLY ASSISTED DRINKING WATER REVOLVING FUND LOAN (F21-021) FOR AN AMOUNT UP TO \$2,549,645 TO THE CITY OF HARLAN F/B/O HARLAN MUNICIPAL WATER WORKS, HARLAN COUNTY, KENTUCKY

WHEREAS, the Kentucky Infrastructure Authority (the "Authority") has been duly created as a body corporate and politic constituting a public corporation and a governmental agency of the Commonwealth of Kentucky pursuant to Chapter 224A of the Kentucky Revised Statutes (the "Act"); and

WHEREAS, pursuant to the Act, the Authority is duly and legally authorized to make loans to Governmental Agencies for the purpose of providing funds for the construction and acquisition of sanitary sewer facilities, water facilities or other types of infrastructure, and in that regard, to enter into Assistance Agreements with such Governmental Agencies governing the provisions in respect of which such loans are to be made, the amounts thereof and the repayment provisions in respect thereto; and

WHEREAS, the Authority anticipates entering into an Assistance Agreement for a loan from the Authority's Federally Assisted Drinking Water Revolving Loan Program (Fund F) with the City of Harlan, subject to final determination of amount when the factors involving such financing have been determined; and

WHEREAS, the Authority will, in the near future, authorize and issue a series of Infrastructure Authority Revenue Bonds for the purpose of funding loans to various governmental agencies, such series of Bonds to be known as Kentucky Infrastructure Authority Revenue Bonds with the appropriate Series designation; and

WHEREAS, the Authority wishes to establish terms and conditions on said Fund F loans prior to the issuance of Authority Revenue Bonds and recognizes that additional planning and design of the financed projects are required.

NOW, THEREFORE, THE KENTUCKY INFRASTRUCTURE AUTHORITY, ACTING BY AND THROUGH ITS BOARD OF DIRECTORS AS ITS DULY AUTHORIZED AND EMPOWERED GOVERNING BODY, DOES HEREBY RESOLVE AND ORDER, AS FOLLOWS:

Section 1. All statements of fact set forth in the preambles to this Resolution and Order are incorporated herein by reference, the same as if set forth verbatim. All such statements of fact are hereby declared to be true and accurate in all material respects.

Section 2. The Authority hereby authorizes the issuance of a conditional Federally Assisted Drinking Water Revolving Fund loan for an amount up to \$2,549,645 of project expense including capitalized interest for the construction period, to the City of Harlan for

the Harlan Municipal Water Treatment Plant project. Such amounts are subject to adjustment by further action of the Authority or may be adjusted by action of the Executive Director at the time of the issuance of bonds based on adjustment in project costs of not more than (10%) ten percent of the loan amount authorized by this resolution. Upon satisfaction of all conditions of the commitment, execution of an assistance agreement for this loan is authorized.

Section 3. Principal forgiveness of up to 50% of the assistance amount, not to exceed \$1,000,000 will be credited to the loan balance upon release of liens on all contracts and disbursement of the final draw request by KIA to the borrower. The unforgiven principal balance of \$1,549,645 shall be repaid.

Section 4. The unforgiven principal shall be repayable over 30 years at an interest rate of 0.25%. In addition to debt service, a 0.25% annual administration fee on the unpaid, unforgiven principal balance will be charged. From annual revenues, \$6,400 must be set aside in a borrower held replacement reserve each December 1 until the balance reaches \$128,000 and maintained for the life of the loan. These terms are subject to adjustment upon execution of the loan agreement, upon changes in the project conditions or determination that the project will require authority financing to be done on a taxable basis.

Section 5. This Resolution and Order shall be in full force and effect from and after its adoption at a properly held meeting of the Kentucky Infrastructure Authority this 7th day of January, 2020.

DENNIS KEENE, CHAIR
KENTUCKY INFRASTRUCTURE AUTHORITY

ATTEST:

MARGARET F. LINK, SECRETARY
KENTUCKY INFRASTRUCTURE AUTHORITY

REVIEWED BY:

MATTHEW STEPHENS, GENERAL COUNSEL
DEPARTMENT FOR LOCAL GOVERNMENT

December 18, 2020

Sandy Williams, Deputy Executive Director
Kentucky Infrastructure Authority
100 Airport Road, 3rd Floor
Frankfort, Kentucky 40601

Re: F21-021
Harlan Municipal Water Works--1724
Activity ID: FGL20210006

Dear Mrs. Williams:


The Division of Water (DOW) hereby certifies that the Harlan Municipal Water Works is eligible to receive \$2,549,645.00 from the Drinking Water State Revolving Fund. The DOW certifies that the project scope is consistent with the scope that was used to rank the project on the Intended Use Plan-Project Priority List.

The Harlan Municipal Water Works's status relative to the Drinking Water State Revolving Fund General Conditions is provided below:

1. Project specific environmental information is expected to be submitted to DOW in March, 2021.
2. Plans and specifications are expected to be submitted to DOW in March, 2021.
3. Construction bids are expected to be opened in May, 2021.

Upon compliance with the general conditions, the DOW will issue a final project certification prior to authorizing the loan agreement. A preconstruction and project management conference with the DOW must be held prior to commencement of construction. If you have any questions concerning this letter, please contact Amber Vaughn, Project Manager, at (502) 782-7121.

Sincerely,

E-Signed by Jory Becker
VERIFY authenticity with eSign Desktop


For:
Paul Miller, P.E.
Director, Division of Water

X

PM/JB:av

c: Otis T. Lewis, Superintendent, Harlan Municipal Water Works
Susanna Cornett, Cumberland Valley ADD
Robert Alan Bowman, Bell Engineering
Sarah Parsley, KIA

EXECUTIVE SUMMARY KENTUCKY INFRASTRUCTURE AUTHORITY FUND F, FEDERALLY ASSISTED DRINKING WATER REVOLVING LOAN FUND		Reviewer	Sarah Parsley	
		Date	January 7, 2021	
		KIA Loan Number	F21-021	
		WRIS Number	WX21095013	
BORROWER		CITY OF HARLAN F/B/O HARLAN MUNICIPAL WATER WORKS HARLAN COUNTY		
BRIEF DESCRIPTION This project involves upgrades to the existing raw water intake and water treatment plant to improve operational efficiency and overall treatment reliability. The project will also provide needed redundancy in various treatment components and improve operator safety. There will be replacement of raw water pump control valves, surge relief components, SCADA and electrical controls, and the permanganate feed system. There will also be improvement of the chemical feed system, modifications to sludge handling and storage facilities, installation of additional baffling in the clear wells, replacement of launders in the settling basins, replacement of backwash and surface wash valve actuators in the filter basin, replacement of flocculation basin paddles and drives, new filter basin controls, new influent and effluent controls, new bulk and day storage tanks, new SCADA and				
PROJECT FINANCING		PROJECT BUDGET		
Fund F Loan	\$2,549,645	RD Fee %	Actual %	
		Administrative Expenses		\$50,000
		Legal Expenses		10,000
		Eng - Design / Const	7.5%	7.2% 156,000
		Eng - Insp	4.4%	5.6% 122,000
		Eng - Other		50,000
		Construction		1,971,645
		Contingency		190,000
TOTAL	\$2,549,645	TOTAL		\$2,549,645
REPAYMENT	Rate	0.25%	Est. Annual Payment	\$57,522
	Term	30 Years	1st Payment	6 Mo. after first draw
PROFESSIONAL SERVICES	Engineer	Bell Engineering		
	Bond Counsel	Rubin & Hays		
PROJECT SCHEDULE	Bid Opening	Apr-21		
	Construction Start	Jun-21		
	Construction Stop	Nov-21		
DEBT PER CUSTOMER	Existing	\$899		
	Proposed	\$2,135		
OTHER DEBT	See Attached			
OTHER STATE-FUNDED PROJECTS LAST 5 YRS	See Attached			
RESIDENTIAL RATES		<u>Users</u>	<u>Avg. Bill</u>	
	Current	2,006	\$23.65	(for 4,000 gallons)
	Additional	0	\$23.65	(for 4,000 gallons)
REGIONAL COORDINATION This project is consistent with regional planning recommendations.				
CASHFLOW	Cash Flow Before Debt Service	Debt Service	Cash Flow After Debt Service	Coverage Ratio
Audited 2017	438,800	276,260	162,540	1.6
Audited 2018	454,185	278,307	175,878	1.6
Audited 2019	249,086	276,061	(26,975)	0.9
Projected 2020	168,834	195,429	(26,595)	0.9
Projected 2021	145,026	210,009	(64,983)	0.7
Projected 2022	435,813	322,027	113,786	1.4
Projected 2023	411,043	322,172	88,871	1.3
Projected 2024	385,778	354,274	31,504	1.1

Reviewer: Sarah Parsley
Date: January 7, 2021
Loan Number: F21-021

**KENTUCKY INFRASTRUCTURE AUTHORITY
DRINKING WATER STATE REVOLVING FUND (FUND F)
CITY OF HARLAN F/B/O HARLAN MUNICIPAL WATER WORKS,
HARLAN COUNTY PROJECT REVIEW
WX21095013**

I. PROJECT DESCRIPTION

The City of Harlan F/B/O Harlan Municipal Water Distribution System is requesting a Fund F loan in the amount of \$2,549,645 for the Harlan Municipal Water Distribution System Improvements project. This project will involve upgrades to the existing raw water intake and water treatment plant to improve operational efficiency and overall treatment reliability. The project will also provide needed redundancy in various treatment components and improve operator safety. There will be replacement of raw water pump control valves, surge relief components, SCADA and electrical controls, and the permanganate feed system. There will also be improvement of the chemical feed system, modifications to sludge handling and storage facilities, installation of additional baffling in the clear wells, replacement of launders in the settling basins, replacement of backwash and surface wash valve actuators in the filter basin, replacement of flocculation basin paddles and drives, new filter basin controls, new influent and effluent controls, new bulk and day storage tanks, new SCADA and electrical controls, replacement of high service pumps, and miscellaneous site work.

The Utility serves approximately 2000 customers.

II. PROJECT BUDGET

	Total
Administrative Expenses	\$ 50,000
Legal Expenses	10,000
Engineering Fees - Design	106,000
Engineering Fees - Construction	50,000
Engineering Fees - Inspection	122,000
Engineering Fees - Other	50,000
Construction	1,971,645
Contingency	190,000
Total	\$ 2,549,645

III. PROJECT FUNDING

	<u>Amount</u>	<u>%</u>
Fund F Loan	\$ 2,549,645	100%
Total	\$ 2,549,645	100%

IV. KIA DEBT SERVICE

Construction Loan	\$ 2,549,645
Less: Principal Forgiveness	<u>1,000,000</u>
Amortized Loan Amount	\$ 1,549,645
Interest Rate	0.25%
Loan Term (Years)	<u>30</u>
Estimated Annual Debt Service	\$ 53,648
Administrative Fee (0.25%)	<u>3,874</u>
Total Estimated Annual Debt Service	\$ 57,522

V. PROJECT SCHEDULE

Bid Opening	April 12, 2021
Construction Start	June 14, 2021
Construction Stop	November 15, 2021

VI. CUSTOMER COMPOSITION AND RATE STRUCTURE

A) Customers

Customers	Current	Proposed	Total
Residential	1,738	0	1,738
Commercial	268	0	268
Industrial	0	0	0
Total	2,006	0	2,006

B) Rates

	<u>Current</u>	<u>Prior</u>
Date of Last Rate Increase	09/19/13	09/01/03
Minimum, First 2000 gallons	\$14.75	\$13.08
Next 8,000 Gallons (per 1000)	4.45	3.95
Next 15,000 (per 1000)	4.08	3.62
Cost for 4,000 gallons	\$23.65	\$20.98

Increase %	12.7%
Affordability Index (Rate/MHI)	1.2%

VII. 2020 CAPITALIZATION GRANT EQUIVALENCIES

- 1) Green Project Reserve - The Drinking Water capitalization grant does not contain a “green” requirement.
- 2) Additional Subsidization – This project qualifies for additional subsidization. Principal forgiveness of up to 50% of the assistance amount, not to exceed \$1,000,000 will be credited to the loan balance upon release of liens on all contracts and disbursement of the final draw request by KIA to the borrower.

VIII. FINANCIAL ANALYSIS

Financial information was obtained from the audited financial statements for the years ended June 30, 2017 through June 30, 2019. Percentage references in the History section below are based on whole dollar amounts and not the rounded amounts presented.

HISTORY

Water revenues decreased 3.9% from \$1.41 million in 2017 to \$1.35 million in 2019 while operating expenses increased 19.8% from \$0.97 million to \$1.17 million during the same period. The increase in operating expenses was due to pump and control valve issues. These issues included replacement of a pump and some valves, the overtime caused by these issues, and two new service trucks being purchased.

The balance sheet reflects a current ratio of 2.6, a debt to equity ratio of 0.3, 47.4 days of sales in accounts receivable, and 7.1 months operating expenses in unrestricted cash.

PROJECTIONS

Projections are based on the following assumptions:

- 1) Water revenues will increase approximately 24% in 2022.
- 2) Expenses will increase 2% annually for general inflation.
- 3) Debt service coverage is 1.4 in 2022 when principal and interest repayments begin.

Based on the pro forma assumptions, the utility shows adequate cash flow to repay the KIA Fund F loan.

REPLACEMENT RESERVE

The replacement reserve will be 5% (\$128,000 total) of the final amount borrowed (prior to principal forgiveness, if any) to be funded annually (\$6,400 yearly) each December 1 for 20 years and maintained for the life of the loan.

IX. DEBT OBLIGATIONS

	Outstanding	Maturity
KIA Note Payable B291-13 (City of Harlan)	\$ 363,123	2025
KIA Note Payable F03-03 (City of Harlan)	718,472	2028
USDA Bond	722,000	0
Total	\$ 1,803,595	

X. CONTACTS

Legal Applicant	
Entity Name	Harlan Municipal Water Works
Authorized Official	Otis Lewis (Water Superintendent)
County	Harlan
Email	-
Phone	(606) 573-1540
Address	PO Box 114 Harlan, KY 40831

Applicant Contact	
Name	Otis Lewis
Organization	Harlan Municipal Water Works
Email	cityofharlan@harlanonline.net
Phone	(606) 573-1540
Address	PO Box 114 Harlan, KY 40831

Project Administrator

Name	Susanna Cornett
Organization	Cumberland Valley Area Dev District
Email	scornett@cvadd.org
Phone	(606) 864-7391
Address	PO Box 1740 London, KY 40744

Consulting Engineer

PE Name	Robert Bowman
Firm Name	Bell Engineering
Email	abowman@hkbell.com
Phone	859-278-5412
Address	2480 Fortune Drive, Suite 350 Lexington, KY 40509

XI. RECOMMENDATIONS

KIA staff recommends approval of the loan with the standard conditions and the following special condition:

The City shall pass an ordinance no later than July 31, 2021 which will increase user charges sufficient to generate a debt service coverage ratio of 1.1. This increase is currently estimated to be 24%.

CITY OF HARLAN F/B/O HARLAN MUNICIPAL WATER WORKS
FINANCIAL SUMMARY (JUNE YEAR END)

	Audited 2017	Audited 2018	Audited 2019	Projected 2020	Projected 2021	Projected 2022	Projected 2023	Projected 2024
Balance Sheet								
Assets								
Current Assets	3,292,171	3,446,951	916,510	882,489	817,506	973,592	1,062,463	1,093,967
Other Assets	4,859,972	4,667,314	6,943,055	6,748,350	6,553,645	10,271,269	9,976,248	9,681,227
Total	8,152,143	8,114,265	7,859,565	7,630,839	7,371,151	11,244,861	11,038,711	10,775,194
Liabilities & Equity								
Current Liabilities	368,528	384,215	351,939	323,783	328,247	332,777	366,615	267,436
Long Term Liabilities	2,021,250	1,800,315	1,608,159	1,441,512	1,271,101	4,109,505	3,902,126	3,794,626
Total Liabilities	2,389,778	2,184,530	1,960,098	1,765,295	1,599,348	4,442,282	4,268,741	4,062,062
Net Assets	5,762,365	5,929,735	5,899,467	5,865,544	5,771,803	6,802,579	6,769,970	6,713,132
Cash Flow								
Revenues	1,410,335	1,490,941	1,411,792	1,354,881	1,354,881	1,680,052	1,680,052	1,680,052
Operating Expenses	973,704	1,039,957	1,167,057	1,190,398	1,214,206	1,248,590	1,273,360	1,298,625
Other Income	2,169	3,201	4,351	4,351	4,351	4,351	4,351	4,351
Cash Flow Before Debt Service	438,800	454,185	249,086	168,834	145,026	435,813	411,043	385,778
Debt Service								
Existing Debt Service	276,260	278,307	276,061	195,429	210,009	264,505	264,650	296,752
Proposed KIA Loan F21-021	0	0	0	0	0	57,522	57,522	57,522
Proposed KIA Loan F21-016						54,306	54,306	54,306
Total Debt Service	276,260	278,307	276,061	195,429	210,009	322,027	322,172	354,274
Cash Flow After Debt Service	162,540	175,878	(26,975)	(26,595)	(64,983)	113,786	88,871	31,504
Ratios								
Current Ratio	8.9	9.0	2.6	2.7	2.5	2.9	2.9	4.1
Debt to Equity	0.4	0.4	0.3	0.3	0.3	0.7	0.6	0.6
Days Sales in Accounts Receivable	46.3	46.5	47.4	47.4	47.4	47.4	47.4	47.4
Months Operating Expenses in Unrestricted Cash	38.0	37.1	7.1	6.7	6.0	6.9	7.6	7.8
Debt Coverage Ratio	1.6	1.6	0.9	0.9	0.7	1.4	1.3	1.1

**A
T
T
A
C
H
M
E
N
T**

I.B.5.

Page Left Blank
for 2 Sided Printing

**A RESOLUTION OF THE KENTUCKY INFRASTRUCTURE AUTHORITY
AUTHORIZING AND APPROVING THE ISSUANCE OF OBLIGATIONS OF
THE KENTUCKY INFRASTRUCTURE AUTHORITY TO REIMBURSE
CAPITAL EXPENDITURES MADE BY GOVERNMENTAL AGENCIES
PURSUANT TO LOANS MADE BY THE KENTUCKY INFRASTRUCTURE
AUTHORITY TO SUCH GOVERNMENTAL AGENCIES**

WHEREAS, the Board of Directors of the Kentucky Infrastructure Authority (the "Authority") has heretofore approved the undertaking of the projects described in further detail in Exhibit A (collectively, the "Project"); and

WHEREAS, the Authority anticipates making loans to governmental agencies pursuant to the provisions of Chapter 224A of the Kentucky Revised Statutes (the "Act") for the Project and the governmental agencies may be expected to pay and/or incur costs with respect to the Project ("Prior Capital Expenditures") on or after the date of this resolution and prior to the issuance of the obligations (the "Obligations") which will finance the Project.

NOW, THEREFORE BE IT RESOLVED by the Board of Directors of the Kentucky Infrastructure Authority as follows:

Section 1. The Board of Directors hereby approves the use of the Obligations to finance the costs of the Project in the maximum principal amount set forth in Exhibit A plus costs of issuance related thereto and amounts required to fund a debt service reserve, if any, and declares its intent that any Prior Capital Expenditures made by the governmental agencies pursuant to loans made by the Authority will be made in anticipation of the issuance of such Obligations to reimburse said Prior Capital Expenditures. This declaration is made pursuant to Treas. Reg. §1.150-2.

Section 2. The Executive Director and Treasurer of the Authority are hereby authorized and directed to reimburse, not later than eighteen months after the later of (i) the date of the expenditure or (ii) the date the item was placed in service, but in any event not later than three years after the original expenditure, only those Prior Capital Expenditures made with respect to assets having a reasonably expected economic life of at least one year, and in addition, eligible preliminary expenditures paid and incurred prior to commencement of the Project.

Section 3. The Authority finds and determines that, consistent with the Authority's budgetary and financial circumstances, it does not have funds currently available and does not expect to have funds available in the future that may be allocated on a long-term basis, other than the proceeds of the Obligations, to finance the Prior Capital Expenditures.

Section 4. The Authority hereby directs the Executive Director, Secretary, and Treasurer to take the following action at the time the Prior Capital Expenditures are reimbursed from proceeds of the Obligations: (i) evidence the reimbursement on the books and records maintained with respect to the Obligations, and (ii) identify either the actual prior expenditure to be reimbursed or, in the case of reimbursement of a fund or account, the fund or account from which the expenditure was paid.

Section 5. The books, records and proceedings of the Authority with respect to this resolution shall be made reasonably available by the Authority for its inspection by the general public at the Authority's administrative office every business day during normal business hours commencing no later than 30 days after the passage of this resolution. Said books, record and proceedings of the Authority with respect to this resolution will continue to be reasonably available to the general public until the date of issuance of the Obligations.

Section 6. This Resolution shall be in full force and effect from and after its adoption. Passed and adopted this 7th day of January, 2021.

SANDY WILLIAMS, DEPUTY EXECUTIVE DIRECTOR
KENTUCKY INFRASTRUCTURE AUTHORITY

ATTEST:

MARGARET F. LINK, SECRETARY
KENTUCKY INFRASTRUCTURE AUTHORITY

REVIEWED BY:

MATTHEW STEPHENS, GENERAL COUNSEL
DEPARTMENT FOR LOCAL GOVERNMENT

EXHIBIT A

<u>APPLICANT</u>	<u>LOAN #</u>	<u>AMOUNT</u>	<u>LOAN TOTAL</u>
City of Hopkinsville F/B/O Hopkinsville Water Environment Authority (Increase)	A19-003	\$5,000,000	\$14,000,000
City of Albany	F21-009	\$2,500,000	\$ 2,500,000
City of Harlan F/B/O Harlan Municipal Water Works	F21-016	\$1,463,000	\$ 1,463,000
City of Harlan F/B/O Harlan Municipal Water Works	F21-021	\$2,549,645	\$ 2,549,645

Page Left Blank
for 2 Sided Printing

FUNDS A, A2, B, B1, B2, C, F, F2

Kentucky CWSRF Sources and Uses of Funds for SFY 2021

July 1, 2020 through June 30, 2021

Funding Sources	Federal Contribution	State Contribution	CWSRF Fund	Total
Estimated Deobligated Funds (net of increases)			32,611,000	32,611,000
Loan Repayments (P&I)			63,405,000	63,405,000
Investment Interest Earnings			50,000	50,000
Banked Prior Year Administration Funds	445,000			445,000
FFY 2020 Capitalization Grant	20,225,000	4,045,000		24,270,000
Total Funding Sources	20,670,000	4,045,000	96,066,000	120,781,000

Projects Approved by the KIA Board in SFY 2021

Borrower	Loan Number	New Loan Commitments	Loan Increase Commitments	Board Date
City of Pineville	A20-004	2,454,000		07/09/20
City of Bedford	A20-023	909,500		07/09/20
City of Calvert City	A20-018	2,905,800		08/06/20
City of Dawson Springs	A20-019	1,000,000		08/06/20
City of Lewisburg	A21-001	533,894		08/06/20
Greenup Joint Sewer Agency	A20-029	2,715,000		09/24/20
City of Eddyville	A21-003	2,321,100		12/03/20
Total Commitments:		12,839,294	0	

Total Funding Sources:	120,781,000
Less Leverage Bond Debt Service:	-21,695,000
Less Banked Prior Year Administration:	-445,000
Less Administration:	-809,000
Less Total Commitments:	-12,839,294
Funds for Projects Pending Approval:	84,992,706

Kentucky DWSRF Sources and Uses of Funds for SFY 2021

July 1, 2020 through June 30, 2021

Funding Sources	Federal Contribution	State Contribution	DWSRF Fund	Total
Uncommitted Prior Year Loan Funds			38,683,000	38,683,000
Loan Repayments (P&I)			17,005,840	17,005,840
Investment Interest Earnings			20,000	20,000
Banked Prior Year Set-Aside Funds	1,000,000			1,000,000
2019 Capitalization Grant	18,144,000	3,628,800		21,772,800
Total Funding Sources	19,144,000	3,628,800	55,708,840	78,481,640

Projects Approved by the KIA Board in SFY 2021

Borrower	Loan Number	New Loan Commitments	Loan Increase Commitments	Board Date
City of Whitesburg	F20-026	600,000		8/6/20; 11/5/20
City of Whitesburg	F21-019	2,200,000		11/05/20
McCreary County WD	F21-025	270,000		11/05/20
City of Hazard	F21-076	1,637,500		11/05/20
Total Commitments:		4,707,500	0	

Total Funding Sources:	78,481,640
Less Leverage Bond Debt Service:	-5,308,000
Less Banked Prior Year Set-Aside Funds:	-1,000,000
Less Administration:	-725,760
Less State Program Management:	-1,814,400
Less Technical Assistance:	-362,880
Less Local and Other Assistance:	-2,721,600
Less Total Commitments:	-4,707,500
Funds for Projects Pending Approval:	61,841,500

KENTUCKY INFRASTRUCTURE AUTHORITY FEDERALLY ASSISTED WASTEWATER REVOLVING LOAN FUND ---- (FUND A)
--

AVAILABLE FUNDS FFY 1989:

FEDERAL TITLE VI GRANT FUNDS	\$33,237,382
UNUSED TITLE II GRANT FUNDS	\$5,873,998
BOND PROCEEDS (20%)	\$7,822,276
ADMINISTRATION (4%)	(\$1,564,455)
NET 89 SRF FUNDS	\$45,369,201

AVAILABLE FUNDS FFY 1990:

FEDERAL TITLE VI GRANT FUNDS	\$17,798,449
BOND PROCEEDS (20%)	\$3,559,690
ADMINISTRATION (4%)	(\$711,938)
NET 90 SRF FUNDS	\$20,646,201

AVAILABLE FUNDS FFY 1991:

FEDERAL TITLE VI GRANT FUNDS	\$31,258,282
BOND PROCEEDS (20%)	\$6,251,656
ADMINISTRATION (4%)	(\$1,250,331)
NET 91 SRF FUNDS	\$36,259,607

AVAILABLE FUNDS FFY 1992:

FEDERAL TITLE VI GRANT FUNDS	\$25,429,111
BOND PROCEEDS (20%)	\$5,085,822
ADMINISTRATION (4%)	(\$1,017,164)
NET 92 SRF FUNDS	\$29,497,769

AVAILABLE FUNDS FFY 1993:

FEDERAL TITLE VI GRANT FUNDS	\$24,462,603
BOND PROCEEDS (20%)	\$4,892,521
ADMINISTRATION (4%)	(\$978,504)
NET 93 SRF FUNDS	\$28,376,620

AVAILABLE FUNDS FFY 1994:

FEDERAL TITLE VI GRANT FUNDS	\$15,178,779
BOND PROCEEDS (20%)	\$3,035,756
ADMINISTRATION (4%)	(\$607,151)
NET 94 SRF FUNDS	\$17,607,384

AVAILABLE FUNDS FFY 1995:

FEDERAL TITLE VI GRANT FUNDS	\$15,676,353
BOND PROCEEDS (20%)	\$3,135,271
ADMINISTRATION (4%)	(\$627,054)
NET 95 SRF FUNDS	\$18,184,570

AVAILABLE FUNDS FFY 1996:

FEDERAL TITLE VI GRANT FUNDS	\$25,678,432
BOND PROCEEDS (20%)	\$5,135,686
ADMINISTRATION (4%)	(\$1,027,137)
NET 96 SRF FUNDS	\$29,786,981

ADDITIONAL FUNDS FFY 1997:

FEDERAL TITLE VI GRANT FUNDS	\$7,912,200
BOND PROCEEDS (20%)	\$1,582,440
ADMINISTRATION (4%)	(\$316,488)
NET ADD'L 97 SRF FUNDS	\$9,178,152

AVAILABLE FUNDS FFY 1998:

FEDERAL TITLE VI GRANT FUNDS	\$17,138,187
BOND PROCEEDS (20%)	\$3,427,637
ADMINISTRATION (4%)	(\$685,527)
NET 98 SRF FUNDS	\$19,880,297

AVAILABLE FUNDS FFY 1999:

FEDERAL TITLE VI GRANT FUNDS	\$17,139,573
BOND PROCEEDS (20%)	\$3,427,914
ADMINISTRATION (4%)	(\$685,582)
NET 98 SRF FUNDS	\$19,881,905

AVAILABLE FUNDS FFY 2000:

FEDERAL TITLE VI GRANT FUNDS	\$17,081,460
BOND PROCEEDS (20%)	\$3,416,292
ADMINISTRATION (4%)	(\$683,258)
NET 00 SRF FUNDS	\$19,814,494

AVAILABLE FUNDS FFY 2001:

FEDERAL TITLE VI GRANT FUNDS	\$16,929,594
BOND PROCEEDS (20%)	\$3,385,919
ADMINISTRATION (4%)	(\$677,184)
NET 01 SRF FUNDS	\$19,638,329

AVAILABLE FUNDS FFY2006:

FEDERAL TITLE VI GRANT FUNDS	\$11,145,123
BOND PROCEEDS (20%)	\$2,229,025
ADMINISTRATION (4%)	(\$445,804)
NET 06 SRF FUNDS	\$12,928,344

AVAILABLE FUNDS FFY2007:

FEDERAL TITLE VI GRANT FUNDS	\$13,621,905
BOND PROCEEDS (20%)	\$2,724,381
ADMINISTRATION (4%)	(\$544,876)
NET 07 SRF FUNDS	\$15,801,410

AVAILABLE FUNDS FFY2008:

FEDERAL TITLE VI GRANT FUNDS	\$8,648,100
BOND PROCEEDS (20%)	\$1,729,620
ADMINISTRATION (4%)	(\$345,924)
NET 08 SRF FUNDS	\$10,031,796

AVAILABLE FUNDS FFY2009:

FEDERAL TITLE VI GRANT FUNDS	\$8,648,100
BOND PROCEEDS (20%)	\$1,729,620
ADMINISTRATION (4%)	(\$345,924)
NET 09 SRF FUNDS	\$10,031,796

AVAILABLE FUNDS FFY2010:

FEDERAL TITLE VI GRANT FUNDS	\$25,932,000
BOND PROCEEDS (20%)	\$5,186,400
ADMINISTRATION (4%)	(\$1,037,280)
NET 10 SRF FUNDS	\$30,081,120

AVAILABLE FUNDS FFY2011:

FEDERAL TITLE VI GRANT FUNDS	\$18,794,000
BOND PROCEEDS (20%)	\$3,758,800
ADMINISTRATION (4%)	(\$751,760)
NET 11 SRF FUNDS	\$21,801,040

AVAILABLE FUNDS FFY2012:

FEDERAL TITLE VI GRANT FUNDS	\$17,987,000
BOND PROCEEDS (20%)	\$3,597,400
ADMINISTRATION (4%)	(\$719,480)
NET 12 SRF FUNDS	\$20,864,920

AVAILABLE FUNDS FFY2013:

FEDERAL TITLE VI GRANT FUNDS	\$16,992,000
BOND PROCEEDS (20%)	\$3,398,400
ADMINISTRATION (4%)	(\$679,680)
NET 13 SRF FUNDS	\$19,710,720

AVAILABLE FUNDS FFY2014:

FEDERAL TITLE VI GRANT FUNDS	\$17,845,000
BOND PROCEEDS (20%)	\$3,569,000
ADMINISTRATION (4%)	(\$713,800)
NET 14 SRF FUNDS	\$20,700,200

AVAILABLE FUNDS FFY2015:

FEDERAL TITLE VI GRANT FUNDS	\$17,754,000
BOND PROCEEDS (20%)	\$3,550,800
ADMINISTRATION (4%)	(\$710,160)
NET 15 SRF FUNDS	\$20,594,640

AVAILABLE FUNDS FFY2016:

FEDERAL TITLE VI GRANT FUNDS	\$17,005,000
BOND PROCEEDS (20%)	\$3,401,000
ADMINISTRATION (4%)	(\$680,200)
NET 16 SRF FUNDS	\$19,725,800

AVAILABLE FUNDS FFY2017:

FEDERAL TITLE VI GRANT FUNDS	\$16,874,000
BOND PROCEEDS (20%)	\$3,374,800
ADMINISTRATION (4%)	(\$674,960)
NET 17 SRF FUNDS	\$19,573,840

AVAILABLE FUNDS FFY2018:

FEDERAL TITLE VI GRANT FUNDS	\$20,428,000
BOND PROCEEDS (20%)	\$4,085,600
ADMINISTRATION (4%)	(\$817,120)
NET 18 SRF FUNDS	\$23,696,480

AVAILABLE FUNDS FFY 2002:

FEDERAL TITLE VI GRANT FUNDS	\$16,967,313
BOND PROCEEDS (20%)	\$3,393,463
ADMINISTRATION (4%)	(\$678,692)
NET 02 SRF FUNDS	<u>\$19,682,084</u>

AVAILABLE FUNDS FFY2003:

FEDERAL TITLE VI GRANT FUNDS	\$16,857,027
BOND PROCEEDS (20%)	\$3,371,405
ADMINISTRATION (4%)	(\$674,281)
NET 03 SRF FUNDS	<u>\$19,554,151</u>

AVAILABLE FUNDS FFY2004:

FEDERAL TITLE VI GRANT FUNDS	\$16,867,224
BOND PROCEEDS (20%)	\$3,373,445
ADMINISTRATION (4%)	(\$674,688)
NET 04 SRF FUNDS	<u>\$19,565,981</u>

AVAILABLE FUNDS FFY2005:

FEDERAL TITLE VI GRANT FUNDS	\$13,714,668
BOND PROCEEDS (20%)	\$2,742,934
ADMINISTRATION (4%)	(\$548,586)
NET 05 SRF FUNDS	<u>\$15,909,016</u>

AVAILABLE FUNDS FFY2019:

FEDERAL TITLE VI GRANT FUNDS	\$20,223,000
BOND PROCEEDS (20%)	\$4,044,600
ADMINISTRATION (4%)	(\$808,920)
NET 19 SRF FUNDS	<u>\$23,458,680</u>

AVAILABLE FUNDS FFY2020:

FEDERAL TITLE VI GRANT FUNDS	\$20,225,000
BOND PROCEEDS (20%)	\$4,045,000
ADMINISTRATION (4%)	(\$809,000)
NET 20 SRF FUNDS	<u>\$23,461,000</u>

ACCUMULATED SRF FUNDS	<u>\$681,294,528</u>
------------------------------	-----------------------------

CURRENT REVOLV/SURPL FUND BAL	<u>\$180,162,655</u>
--------------------------------------	-----------------------------

LEVERAGE FUND BALANCE	<u>\$0</u>
------------------------------	-------------------

TOTAL PROJECT AMOUNT	KIA LOAN AMOUNT	DATE APPROVED
-------------------------	--------------------	------------------

PROJECTS APPROVED IN SFY 1989:

1 PIKEVILLE, CITY OF (1)	\$3,047,285	\$3,199,217 (c)	05-03-89	(AMD. 11-19-90 & 9-16-91)
2 MANCHESTER, CITY OF	\$4,451,803	\$2,209,119 (c)	5-03-89	
3 JENKINS, CITY OF	\$2,724,307	\$1,654,780 (c)	5-03-89	
TOTALS	<u>\$10,223,395</u>	<u>\$7,063,116</u>		

4 MT. WASHINGTON, CITY OF	\$1,957,322	\$908,187 (c)	8-07-89	
5 MAYFIELD, CITY OF	\$4,067,194	\$3,425,343 (c)	8-07-89	(AMD. 8-16-90)
6 DANVILLE, CITY OF	\$634,900	\$418,055 (c)	8-07-89; 70/7/04	Assumed from Perryville
7 JACKSON, CITY OF (1)	\$3,241,350	\$1,606,068 (c)	9-27-89	(AMD. 11-12-92)
8 SOUTH SHORE, CITY OF	\$2,982,085	\$2,031,315 (c)	12-13-89	(AMD. 6-20-91)
TOTALS	<u>\$12,882,851</u>	<u>\$8,388,968</u>		

PROJECTS APPROVED IN SFY 1991:

9 LEWISBURG, CITY OF	\$751,974	\$667,388 (c)	8-16-90	
10 PROVIDENCE, CITY OF (1)	\$3,803,625	\$2,828,680 (c)	8-16-90	
11 PROVIDENCE, CITY OF (2)	\$820,069	\$820,069 (c)	8-16-90	
12 CAMPTON, CITY OF	\$669,615	\$367,641 (c)	8-16-90	(AMD. 11-19-90)
13 BOWLING GREEN, CITY OF (1)	\$9,459,163	\$6,570,011 (c)	11-19-90	
14 BOWLING GREEN, CITY OF (2)	\$2,616,756	\$2,616,756 (c)	11-19-90	
15 ELIZABETHTOWN, CITY OF	\$9,851,000	\$9,226,158 (c)	1-31-91	
16 PINEVILLE, CITY OF (1)	\$3,169,900	\$2,293,544 (c)	3-28-91	(AMD. 11-12-92 & 12-1-93)
17 BUTLER, CITY OF	\$373,850	\$187,950 (c)	3-28-91	
18 LONDON, CITY OF	\$7,148,495	\$6,305,753 (c)	6-20-91	
TOTALS	<u>\$38,664,447</u>	<u>\$31,883,950</u>		

PROJECTS APPROVED IN SFY 1992:

19 BOYD COUNTY FISCAL COURT	\$3,789,000	\$2,237,342 (c)	7-24-91	
20 WILLIAMSBURG, CITY OF	\$1,024,110	\$931,344 (c)	9-16-91	
21 GREENUP, CITY OF	\$453,800	\$442,739 (c)	9-16-91	(AMD. 1-23-93)
22 GEORGETOWN, CITY OF	\$6,009,300	\$6,119,705 (c)	9-16-91	
23 STANFORD, CITY OF	\$1,177,312	\$685,289 (c)	9-16-91	
24 HICKMAN, CITY OF	\$2,641,171	\$1,779,494 (c)	9-18-91	(AMD. 11-12-92)
25 BRANDENBURG, CITY OF	\$2,091,294	\$1,802,290 (c)	11-01-91	(AMD. 5-13-92)
26 MIDDLESBORO, CITY OF	\$832,085	\$175,785 (c)	11-01-91	
27 CAMPBELL/KENTON S.D. (MELBOURNE)	\$1,196,365	\$773,156 (c)	11-01-91	(AMD. 9-10-92)
28 MURRAY, CITY OF	\$5,121,690	\$5,161,272 (c)	11-01-91	
29 CUMBERLAND, CITY OF	\$1,366,700	\$680,417 (c)	12-04-91	
30 WHEELWRIGHT, CITY OF	\$971,000	\$361,675 (c)	12-04-91	
31 EMINENCE, CITY OF	\$4,071,300	\$1,328,600 (c)	2-25-92	(REAP. 2-16-94)
32 PADUCAH-MCCRACKEN JOINT SEWER AGENCY	\$1,889,950	\$1,495,501 (c)	5-13-92	(ASSUMED FROM REIDLAND)
33 FLEMINGSBURG, CITY OF	\$1,128,194	\$1,142,183 (c)	5-13-92	
34 WEBSTER COUNTY FISCAL COURT	\$3,211,937	\$2,378,237 (c)	5-13-92	(REAP. 9-27-94)
TOTALS	<u>\$36,975,208</u>	<u>\$27,495,029</u>		

PROJECTS APPROVED IN SFY 1993:

35 FRANKLIN, CITY OF (1)	\$497,979	\$497,979 (c)	9-10-92	AMD.
36 CORINTH, CITY OF	\$1,089,866	\$200,766 (c)	11-12-92	
37 PLEASUREVILLE, CITY OF	\$2,976,200	\$785,200 (c)	11-12-92	(AMD. 3-31-95)
38 HOPKINSVILLE, CITY OF (1)	\$9,845,968	\$9,693,741 (c)	12-17-92	(AMD. 9-1-94)
39 MARTIN, CITY OF	\$2,295,847	\$579,212 (c)	12-17-92	
40 OLIVE HILL, CITY OF	\$3,245,120	\$2,426,003 (c)	01-29-93	(AMD 10/6/05)
41 NICHOLASVILLE PUBLIC UTILITIES	\$16,340,413	\$15,740,449 (c)	05-05-93	(REAP. 3-31-95)(AMD.12-18-98)
TOTALS	<u>\$36,291,393</u>	<u>\$29,923,350</u>		

	TOTAL PROJECT AMOUNT	KIA LOAN AMOUNT	DATE APPROVED	
PROJECTS APPROVED IN SFY 1994:				
42 PINEVILLE, CITY OF (2)	\$940,000	\$418,542 (c)	07-07-93	(REAP. 3-31-95)
43 IRVINE, CITY OF	\$2,883,563	\$1,658,248 (c)	08-31-93	(REAP. 3-31-95 & AMD. 8-29-96)
44 BENHAM, CITY OF	\$1,916,066	\$853,191 (c)	08-31-93	(REAP. 3-31-95)
45 PRINCETON, CITY OF (Part 1)	\$3,722,362	\$2,365,520 (c)	12-01-93	(REAP. 5-30-95)
46 PRINCETON, CITY OF (Part 2)	\$1,045,618	\$597,712 (c)	12-01-93	(REAP. 5-30-95)
47 HOPKINSVILLE, CITY OF	\$885,720	\$646,748 (c)	02-16-94; 4-7-11	(REAP. 8-30-95) Assumed from Crofton (AMD.5-30-95)(AMD.7-13-98)
48 LEDBETTER SANITATION DISTRICT #1	\$4,767,980	\$3,624,359 (c)	05-11-94	
49 HAZARD, CITY OF	\$7,746,540	\$6,511,067 (c)	05-11-94	
50 SHELBY COUNTY SANITATION DISTRICT #1	\$2,100,000	\$1,402,737 (c)	05-11-94	(Assumed from Shelby Co SD #1)
51 LAGRANGE, CITY OF	\$898,515	\$832,777 (c)	06-29-94	(AMD. 7-17-95)
52 MADISONVILLE, CITY OF	\$15,713,000	\$15,552,994 (c)	06-29-94	
53 DAWSON SPRINGS, CITY OF	\$846,480	\$816,170 (c)	06-29-94	
54 CATLETTSBURG, CITY OF	\$5,678,656	\$3,200,000 (s)	06-29-94	(REAP. 12-5-95)(AMD.12-4-96)
TOTALS	\$49,144,500	\$38,480,065		
PROJECTS APPROVED IN SFY 1995:				
55 HOPKINSVILLE, CITY OF	\$401,000	\$240,264 (c)	08-30-94; 4-7-11	Assumed from Pembroke
56 MT. STERLING, CITY OF	\$1,110,540	\$1,055,969 (c)	08-30-94	
57 WEST LIBERTY, CITY OF	\$737,972	\$329,764 (c)	08-30-94	(AMD. 2-26-96)
58 MT. VERNON, CITY OF	\$998,650	\$652,162 (c)	08-30-94	(REAP. 2-26-96) (REAP.3-6-97)
59 WORTHINGTON, CITY OF	\$790,000	\$388,332 (c)	08-30-94	
60 SOMERSET, CITY OF	\$2,759,200	\$2,631,067 (c)	08-30-94	
61 PERRY COUNTY S.D. #1	\$845,790	\$601,673 (c)	08-30-94	(AMD. 6/1/97)
62 BOYD COUNTY (PHASE II)	\$6,990,000	\$6,270,000 (s)	09-27-94	(AMD. 2-2-95)(AMD 12-10-99)
63 FRANKLIN, CITY OF (2)	\$2,600,080	\$2,572,240 (c)	09-27-94	
64 BRODHEAD, CITY OF	\$899,411	\$502,650 (c)	11-29-94	
65 NEWPORT, CITY OF	\$1,759,645	\$1,596,327 (c)	11-29-94	(AMD. 8-29-96)
66 PIKEVILLE, CITY OF (2)	\$3,466,413	\$2,134,015 (c)	11-29-94	(AMD. 8-30-95) (AMD.6-19-97)(ASSUMED FROM REIDLAND)
67 PADUCAH-MCCRACKEN JOINT SEWER AGENCY	\$3,798,069	\$3,516,117 (c)	11-29-94	
68 HOPKINSVILLE, CITY OF (2)	\$3,715,533	\$3,191,098 (c)	02-02-95	
69 JENKINS, CITY OF (2)	\$719,755	\$719,755 (c)	02-02-95	
70 RUSSELL, CITY OF	\$244,730	\$71,666 (c)	02-02-95	
71 LEBANON, CITY OF	\$6,491,336	\$5,805,838 (c)	03-31-95	
72 REGIONAL WATER RESOURCE AGENCY (O'BORO)	\$11,885,276	\$7,160,493 (c)	03-31-95	
73 MOREHEAD, CITY OF (RCSD)	\$3,347,424	\$3,130,152 (c)	03-31-95	(Assumed from RCSD)
74 GREENUP CO. ENVIRONMENTAL COMMISSION	\$3,798,920	\$3,370,168 (c)	5-30-95	(AMD. 3/16/99)
75 BOYD / GREENUP SANITATION DISTRICT #1	\$391,116	\$371,573 (c)	5-30-95	
76 PIKEVILLE, CITY OF	\$1,953,260	\$462,584 (c)	5-30-95; 3/2/06	Assumed from Mtn WD
TOTALS	\$59,704,120	\$46,773,907		
PROJECTS APPROVED IN SFY 1996:				
NONE	\$0	\$0		
TOTALS	\$0	\$0		
PROJECTS APPROVED IN SFY 1997:				
77 HARLAN, CITY OF	\$6,053,575	\$2,546,299 (c)	7-18-96	(REAP. 4-27-98)
78 HAWESVILLE, CITY OF	\$871,000	\$435,000 (c)	7-18-96	
79 EMINENCE, CITY OF	\$1,381,339	\$945,408 (c)	7-18-96	
80 SCOTTSVILLE, CITY OF	\$4,608,815	\$3,959,472 (c)	7-18-96	
81 ELKHORN CITY, CITY OF	\$926,726	\$926,726 (c)	7-18-96	(AMD 4-1-98)
82 GRAYSON, CITY OF	\$3,635,970	\$3,424,567 (s)	7-18-96	(AMD. 9-1-98)
83 MOREHEAD, CITY OF	\$2,357,176	\$781,381 (c)	7-18-96	
84 JACKSON, CITY OF	\$719,287	\$681,983 (c)	8-29-96	
85 LAWRENCE, COUNTY OF	\$1,566,000	\$868,219 (c)	3-6-97	(AMD 11/1/01)
86 GREENUP CO. ENVIRONMENTAL COMMISSION	\$2,368,793	\$2,331,195 (c)	3-6-97	
87 HARDIN CO WATER DISTRICT 1	\$4,846,450	\$4,809,652 (c)	6-19-97; 3/6/08	Assumed from Radcliff
88 WARREN COUNTY WATER DISTRICT (1)	\$1,082,400	\$980,781 (c)	6-19-97	
	\$30,417,531	\$22,690,683		
PROJECTS APPROVED IN SFY 1998:				
89 CRESTWOOD, CITY OF	\$351,516	\$351,516 (c)	8-14-97; 3/2/06	(A1) Assump. fell through
90 PARIS, CITY OF	\$723,734	\$402,667 (c)	11-10-97	(A1)
91 LEWISPORT, CITY OF	\$2,279,000	\$1,074,308 (c)	11-10-97	
92 MAYSVILLE, CITY OF	\$12,538,828	\$11,722,252 (c)	2-26-98	
93 WARREN COUNTY WATER DISTRICT (2)	\$265,000	\$253,057 (c)	2-26-98	
94 PRESTONSBURG, CITY OF	\$4,392,500	\$919,183 (c)	2-26-98	
95 Louisville & Jefferson Co. Metro. Sewer Dist.	\$10,358,404	\$6,498,266 (c)	4/27/98; 3/2/06; 4/4/19	Assumed from Crestwood
TOTALS	\$30,908,982	\$21,221,249		

	TOTAL PROJECT AMOUNT	KIA LOAN AMOUNT	DATE APPROVED	
<u>PROJECTS APPROVED IN SFY 1999:</u>				
96 PARIS, CITY OF	\$7,528,385	\$5,943,287 (c)	9-1-98	
97 MIDWAY, CITY OF	\$282,250	\$141,125 (c)	10-13-98	(A1)
98 MAYFIELD, CITY OF	\$1,401,962	\$1,160,472 (c)	10-13-98	
99 WURLAND, CITY OF	\$125,900	\$103,950 (c)	12/18/98; 6/26/14 (A1)	Assumed by Greenup JSA - B14-013
100 DANVILLE, CITY OF	\$7,712,132	\$7,615,106 (c)	12-18-98	(AMD 01/8/04)
101 LEWIS COUNTY SANITATION DIST NO. 1	\$2,924,800	\$620,001 (c)	04-27-99	AMD 10/7/99
TOTALS	\$19,975,429	\$15,583,941		
<u>PROJECTS APPROVED IN SFY 2000:</u>				
102 MOREHEAD, CITY OF	\$1,100,372	\$279,000 (c)	09-01-99	
103 HOPKINSVILLE, CITY OF	\$889,478	\$834,891 (c)	09-01-99	AMD 6/8/00
104 RWRA-OWENSBORO	\$26,264,248	\$25,963,257 (c)	12/10/99	AMD 6/2/05
105 SOUTH SHORE, CITY OF	\$502,790	\$188,849 (c)	12/10/99	
106 MOREHEAD, CITY OF	\$592,695	\$257,300 (c)	4/4/00	
107 MIDWAY, CITY OF	\$4,337,596	\$702,589 (c)	6/6/2000	
TOTALS	\$33,687,179	\$28,225,886		
<u>PROJECTS APPROVED IN SFY 2001:</u>				
108 PIKEVILLE, CITY OF	\$1,205,484	\$1,116,574 (c)	07/18/2000; 5/16/01	
109 WURLAND, CITY OF	\$1,717,540	\$1,561,400 (c)	9/6/01; 3/2/06	Assumed from Mtn WD
110 LEITCHFIELD, CITY OF	\$6,146,196	\$5,355,560 (c)	7/18/00; 6/26/14	Assumed by Greenup JSA - B14-013
111 CLOVERPORT, CITY OF	\$57,500	\$57,500 (c)	8/29/00	
112 WHITE PLAINS, CITY OF	\$2,250,400	\$669,700 (c)	11/22/00	(A1)
113 MANCHESTER, CITY OF	\$5,060,376	\$1,053,589 (c)	12/21/00	
114 ARLINGTON, CITY OF	\$677,333	\$167,567 (c)	1/25/01	
TOTALS	\$17,114,829	\$9,981,890	6/7/01	
<u>PROJECTS APPROVED IN SFY2002:</u>				
115 CARROLLTON, CITY OF	\$6,997,101	\$2,518,301 (c)	8/9/01	AMD 9/6/01
116 MT. STERLING WAT & SEW COMMISSION	\$13,908,185	\$11,936,783 (c)	2/7/02	
117 SHEPHERDSVILLE, CITY OF	\$9,976,728	\$7,581,466 (c)	2/7/02	
118 MARION, CITY OF	\$312,715	\$312,715 (c)	3/7/02	(A1) AMD 1/9/03
119 GREENVILLE, CITY OF	\$2,242,571	\$2,223,347 (c)	3/7/02	
120 LEBANON JUNCTION, CITY OF	\$2,898,419	\$1,813,385 (c)	4/4/02	AMD 7/1/05
121 HARRODSBURG, CITY OF	\$4,418,916	\$3,314,760 (c)	5/2/02	
122 GREENUP JOINT SEWER AGENCY	\$1,782,900	\$1,782,872 (c)	6/6/02; 6/26/14	Assumed from Wurland
TOTALS	\$42,537,535	\$31,483,629		
<u>PROJECTS APPROVED IN SFY 2003</u>				
123 SALYERSVILLE, CITY OF	\$7,662,832	\$2,035,486 (c)	8/15/02	AMD 9/19/03
124 LONDON, CITY OF	\$15,262,069	\$9,864,503 (c)	10/3/02	
125 Paducah McCracken Joint Sewer Agency	\$1,497,900	\$1,382,413 (c)	2/6/03	
126 Boyd & Greenup Co Sanitation Dist #1	\$849,503	\$694,844 (c)	5/1/03	
TOTALS	\$25,272,304	\$13,977,246		
<u>PROJECTS APPROVED IN SFY 2004</u>				
127 HOPKINSVILLE, CITY OF	\$4,979,920	\$4,682,517 (c)	8/7/03	
128 MOUNTAIN WATER DISTRICT	\$729,158	\$184,695 (c)	9/4/03	
129 BENTON, CITY OF	\$1,823,194	\$293,902 (c)	12/4/03; 10/7/04	
130 PADUCAH-MCCRACKEN JSA	\$1,401,000	\$1,229,425 (c)	12/4/03	
131 MARION, CITY OF	\$1,775,704	\$515,296 (c)	3/4/04	
132 MOREHEAD, CITY OF	\$11,233,204	\$7,189,123 (c)	3/4/04; AMD 11/05	
133 PADUCAH-MCCRACKEN JSA	\$1,040,275	\$908,403 (c)	3/4/04	
134 JESSAMINE-SOUTH ELKHORN WAT DIST	\$298,200	\$196,861 (c)	4/1/04	(A1)
135 BERE A, CITY OF	\$9,011,045	\$5,000,000 (c)	4/1/04; 1/6/05	
136 HOPKINSVILLE WATER ENV AUTH	\$2,469,924	\$2,469,924 (c)	05/06/04; 3/2/06	
137 PRESTONSBURG, CITY OF	\$3,750,000	\$68,037 (c)	05/06/04	Assumed from Southern Wtr & Sew Dist
TOTALS	\$38,511,624	\$22,738,183		
<u>PROJECTS APPROVED IN SFY 2005</u>				
138 LAWRENCEBURG, CITY OF	\$8,319,703	\$7,889,974 (c)	7/1/04	
139 LORETTO, CITY OF	\$5,563,468	\$2,245,865 (c)	7/1/04; 9/14/05	
140 SANITATION DISTRICT #1	\$39,028,077	\$32,401,491 (c)	8/5/04; 10/1/06	
141 HODGENVILLE, CITY OF	\$2,639,104	\$968,539 (c)	10/7/04	
142 CARROLLTON, CITY OF	\$10,870,148	\$4,288,600 (c)	5/5/05	
143 WINCHESTER MUNICIPAL UTILITIES	\$23,212,000	\$21,000,000 (c)	6/23/05	
TOTALS	\$89,632,500	\$68,794,469		

		TOTAL PROJECT AMOUNT	KIA LOAN AMOUNT	DATE APPROVED	
PROJECTS APPROVED IN SFY 2006					
144	ALEXANDRIA, CITY OF	\$2,535,785	\$426,220 (c)	7/7/05	
145	PAINTSVILLE, CITY OF	\$954,415	\$429,715 (c)	10/6/05	
146	CYNTHIANA, CITY OF	\$10,902,650	\$5,671,622 (c)	12/1/05	
147	WESTERN MASON SD	\$4,644,000	\$802,000 (c)	12/1/05	
148	LEDBETTER WATER DISTRICT	\$3,326,078	\$2,326,078 (c)	3/2/06	
149	RICHMOND, CITY OF	\$2,152,200	\$2,152,200 (c)	6/1/06	(A1)
TOTALS		\$24,515,128	\$11,807,835		
PROJECTS APPROVED IN SFY 2007					
150	REGIONAL WAT RES AGENCY	\$9,405,000	\$7,196,879 (c)	7/13/06	
151	N MADISON CO SD	\$1,925,000	\$307,952 (c)	8/3/06	
152	BOYD CO SANITATION DIST #2	\$1,918,000	\$666,811 (c)	10/5/06	
153	N MADISON CO SD	\$12,736,123	\$8,104,622 (c)	10/5/06; 12/7/06	
154	OHIO CO REG WASTEWATER DIST	\$15,940,000	\$6,607,612 (c)	11/2/06	
155	CITY OF NICHOLASVILLE	\$12,459,352	\$12,053,913 (c)	12/7/06; 4/1/09	
156	CITY OF BOWLING GREEN	\$5,155,190	\$5,130,100 (c)	12/7/06	
157	CITY OF BEAVER DAM	\$1,311,900	\$597,921 (c)	6/21/07	
158	CITY OF FALMOUTH	\$5,619,316	\$2,812,236 (c)	6/21/07	
TOTAL		\$66,469,881	\$43,478,046		
PROJECTS APPROVED IN SFY 2008					
159	CITY OF BARLOW	\$169,500	\$168,954 (c)	9/6/07	(A1)
160	CITY OF WHITESBURG	\$7,474,000	\$1,040,900 (c)	9/6/07	
161	CITY OF OWENSBORO	\$25,562,531.87	\$23,931,476 (c)	10/4/07; 6/26/14	
162	CITY OF ALEXANDRIA	\$316,441	\$186,073 (c)	11/1/07	
163	CITY OF MURRAY	\$1,469,778	\$1,227,741 (c)	11/1/07	
164	CITY OF RICHMOND	\$56,808,695	\$53,656,495 (c)	11/1/07	
165	REGIONAL WATER RESOURCE AGENCY	\$1,709,375	\$1,425,488 (c)	11/1/07	
166	Paducah McCracken JSA	\$4,146,560	\$1,600,000 (c)	2/7/08	
167	Bowling Green, City of	\$54,235,960	\$53,881,569 (c)	4/3/08; 11/12/09; 8/4/11	
168	Sanitation District #1	\$83,147,554	\$69,403,566 (c)	4/3/08; 6/4/09	
169	Elizabethtown, City of	\$14,580,483	\$14,580,483 (c)	4/3/08	
170	Nicholasville, City of	\$6,043,903	\$6,043,903 (c)	4/3/08	
171	Somerset, City of	\$14,897,000	\$8,138,274 (c)	4/3/08	
172	Williamstown, City of	\$18,748,000	\$15,214,408 (c)	6/2/08	
TOTAL		\$289,309,780	\$250,499,329		
PROJECTS APPROVED IN SFY 2009					
173	Hopkinsville, City of	\$4,916,100	\$0	9/4/08; withdrawn 5/11/10	
174	Lexington-Fayette Urban County Govt	\$18,354,000	\$14,045,119 (c)	1/8/09	
175	Paducah McCracken JSA	\$14,323,800	\$6,100,150 (c)	4/9/09	
176	Mt Washington, City of	\$15,000,000	\$9,061,772 (c)	5/7/09; 9/1/10	
177	Sanitation District #1	\$5,802,300	\$4,920,300 (c)	6/4/09; 6/30/11	
178	Sanitation District #1	\$7,062,000	\$5,459,988 (c)	6/4/09	
179	Sanitation District #1	\$20,108,000	\$12,735,256 (c)	6/4/09	
180	Sanitation District #1	\$6,968,000	\$4,726,828 (c)	6/4/09	
181	Sanitation District #1	\$3,287,000	\$2,149,345 (c)	6/4/09	
182	Sanitation District #1	\$12,065,000	\$8,069,123 (c)	6/4/09	
TOTAL		\$107,886,200	\$67,267,880		
PROJECTS APPROVED IN SFY 2010					
183	Kentucky Horse Park	\$1,950,000	\$717,039.80 (c)	8/6/09	
184	Maysville, City of	\$10,985,868	\$10,985,868 (c)	9/3/09	
185	Prestonsburg, City of	\$272,000	\$272,000 (c)	10/1/09; 2/4/10	
186	Prestonsburg, City of	\$786,000	\$786,000 (c)	10/1/09; 2/4/10	
187	Louisville & Jefferson Co. Metro. Sewer Dist.	\$4,847,095	\$0	10/1/09	withdrawn 10/12/10
188	Hopkinsville, City of	\$7,500,000	\$7,488,282 (c)	11/12/09	
189	Hardinsburg, City of	\$550,000	\$549,594 (c)	11/12/09	
190	Princeton, City of	\$2,475,000	\$683,354 (c)	12/3/09; 2/4/10	
191	Ashland, City of	\$7,720,231	\$6,644,995 (c)	1/7/10; 2/3/11	
192	Winchester, City of	\$37,000,000	\$36,600,000 (c)	2/4/10	
193	Prestonsburg, City of	\$4,530,405	\$1,860,405 (c)	2/4/10	
194	Louisville & Jefferson Co. MSD	SX21185017 \$2,846,174	\$2,843,153 (c)	5/6/10; 7/7/11; 6/7/12; 11/7/19	Assumed from Oldham Co EA
195	Louisville & Jefferson Co. MSD	SX21185029 \$1,477,000	\$1,000,000 (c)	5/6/10; 1/5/12; 11/7/19	Assumed from Oldham Co EA
196	Louisville & Jefferson Co. MSD	SX21185050; SX21185036 \$2,601,420	\$2,538,415 (c)	5/6/10; 1/5/12; 6/7/12; 11/7/19	Assumed from Oldham Co EA
197	Lexington Fayette Urban County Government	\$9,030,983	\$9,030,983 (c)	6/3/10; 10/14/10	
198	Lexington Fayette Urban County Government	\$7,028,375	\$0	6/3/10; 10/14/10	withdrawn 1/31/12
Total		\$101,600,551	\$82,000,089		

			TOTAL PROJECT AMOUNT	KIA LOAN AMOUNT	DATE APPROVED		
PROJECTS APPROVED IN SFY 2011							
199	Louisville & Jefferson Co. MSD	SX21185028	\$500,000	\$121,419	(c)	7/1/10;1/5/12;11/7/19	Assumed from Oldham Co EA
200	Sanitation District #1	SX21117126	\$19,935,700	\$15,989,714	(c)	7/1/10	
201	Bardstown, City of	SX21179019	\$1,800,000	\$1,800,000	(c)	12/9/10; 6/10/11	
202	LaCenter, City of	SX21007015	\$895,000	\$895,000	(c)	12/9/10	
203	Livermore, City of	SX21049008	\$2,105,000	\$1,062,219	(c)	12/9/10	
204	Morehead, City of	SX21205034	\$3,000,000	\$3,000,000	(c)	12/9/10	
205	Regional Water Resource Agency		\$6,331,887	\$6,037,387	(c)	12/9/10;3/1/12;8/1/13	
206	Campton, City of		\$3,217,200	\$1,400,000	(c)	2/3/11	
207	Hardinsburg, City of		\$400,000	\$394,849	(c)	2/3/11	
208	Louisa, City of		\$2,058,580	\$1,399,237	(c)	2/3/11	
209	Flemingsburg, City of		\$10,380,670	\$10,380,670	(c)	3/3/11;12/6/12	
210	Louisville-Jefferson Co MSD		\$3,400,000	\$0		3/3/11	withdrawn 2/3/12
211	Vanceburg, City of		\$3,400,000	\$2,000,000	(c)	3/3/11	
212	Williamsburg, City of		\$1,035,517	\$955,960	(c)	3/3/11	
213	Hopkinsville, City of		\$500,000	\$483,710	(c)	4/7/11	
214	Hopkinsville, City of		\$10,991,165	\$10,991,165	(c)	4/7/11	
215	Hopkinsville, City of		\$8,010,000	\$7,090,224	(c)	4/7/11;5/9/12	The 5/9/12 increase was rescinded
216	Pineville, City of		\$265,668	\$265,668	(c)	5/5/11	
217	Sanitation District #1		\$17,225,660	\$10,796,752	(c)	5/5/11	
218	Sanitation District #1		\$19,000,000	\$0		5/5/11	withdrawn 1/24/20
219	Sanitation District #1		\$9,572,000	\$3,991,432	(c)	5/5/11	
220	West Liberty, City of		\$3,937,950	\$2,107,258	(c)	5/5/11; revised for ARRA fdg	
Total			\$127,961,997	\$81,162,663			
PROJECTS APPROVED IN SFY 2012							
221	Louisville & Jefferson Co. MSD	SX21185037	\$670,588	\$670,588	(c)	7/7/11;6/7/12;11/7/19	Assumed from Oldham Co EA
222	Prestonsburg, City of		\$3,750,087	\$1,094,143	(c)	8/4/11;4/12/12	Assumed from Southern Wtr & Sew Dist
223	Hodgenville, City of		\$1,635,000	\$1,635,000	(c)	11/10/11	
224	Burkesville, City of		\$1,000,000	\$1,000,000	(c)	11/10/11	
225	Bloomfield, City of		\$0	\$0		11/10/11	Request for funds withdrawn
226	Harrodsburg, City of		\$418,500	\$418,500	(c)	12/8/11	
227	Grant Co Sanitary SD		\$1,276,449	\$941,718	(c)	1/5/12; 10/3/13	
228	Barbourville, City of	SX21121139	\$6,391,817	\$6,391,817	(c)	2/2/12; 11/1/12	
229	Sanitation District #1 of Northern Ky		\$1,001,717	\$851,857	(c)	2/2/12	
230	Sanitation District #1 of Northern Ky		\$0	\$0		2/2/12	Request for funds withdrawn
231	Winchester, City of		\$1,010,000	\$537,235	(c)	2/2/12	
232	Harrodsburg, City of		\$1,157,000	\$706,000	(c)	2/2/12	
233	Jamestown, City of		\$2,476,218	\$2,476,218	(c)	2/2/12	
234	Paducah McCracken County JSA		\$7,097,410	\$7,097,410	(c)	2/2/12	
235	Ashland, City of		\$0	\$0		3/1/12	Request for funds withdrawn
236	Murray, City of	SX21035001	\$61,515,000	\$61,515,000		3/1/12; 6/4/15	
237	Grant Co Sanitary SD		\$0	\$0		3/1/12	Request for funds withdrawn
238	Lexington-Fayette Urban Co Govt		\$2,530,000	\$1,594,026	(c)	3/1/12	
239	Regional Water Resource Agency		\$619,070	\$354,892	(c)	3/1/12	
240	Regional Water Resource Agency	SX21059042	\$2,336,875	\$2,336,875	(c)	3/1/12; 7/2/15	
241	Flemingsburg, City of		\$2,000,000	\$459,530	(c)	4/12/12	
242	Jackson, City of		\$1,200,000	\$700,000	(c)	4/12/12	
243	Russell Springs, City of		\$719,000	\$719,000	(c)	4/12/12	
244	South Shore, City of		\$4,006,000	\$2,489,452	(c)	4/12/12	
245	Worthington, City of		\$381,174	\$381,174	(c)	4/12/12	
246	Flatwoods, City of	SX21089082	\$445,000	\$440,000	(c)	5/3/12;10/25/13	
247	Grayson, City of	SX21043032	\$785,000	\$785,000	(c)	5/3/12	
248	Oak Grove, City of	SX21047025	\$0	\$0		5/3/12	Request for funds withdrawn
249	Russell, City of	SX21089091	\$0	\$0		5/3/12	Commitment Expired 9/2013
250	Earlington, City of	SX21107017	\$1,575,000	\$728,668	(c)	6/7/12	
251	Lawrenceburg, City of	SX21005007	\$1,157,623.47	\$1,157,623.47	(c)	6/7/12	
252	Perry County Sanitation District	SX21193100	\$3,060,000	\$1,675,000	(c)	6/7/12; 2/6/14	
Total			\$110,214,529	\$99,156,727			

		TOTAL PROJECT AMOUNT	KIA LOAN AMOUNT	DATE APPROVED	
PROJECTS APPROVED IN SFY 2013					
253 Jenkins, City of	SX21133013	\$1,500,000	\$495,511 (c)	8/2/12	
254 Frankfort, City of	SX21073058	\$9,500,000	\$8,000,000 (c)	2/7/13	
255 Regional Water Resource Agency	SX21059031	\$858,006	\$858,006 (c)	2/7/13	
	SX21067045				
256 Lexington-Fayette Urban Co Govt	SX21067047	\$5,232,640	\$4,335,913 (c)	3/7/13	
	SX21067038				
	SX21067043				
257 Lexington-Fayette Urban Co Govt	SX21067044	\$8,888,647	\$8,888,647 (c)	3/7/13	
	SX21067037				
	SX21067039				
	SX21067040				
258 Lexington-Fayette Urban Co Govt	SX21067043	\$9,998,618	\$9,998,618 (c)	3/7/13	
259 Lexington-Fayette Urban Co Govt	SX21067041	\$23,902,641	\$23,902,641 (c)	3/7/13; 6/26/14	
260 Lexington-Fayette Urban Co Govt	SX21067006	\$8,364,306	\$5,264,306 (c)	3/7/13	
261 Pineville, City of	SX21013151	\$2,233,485	\$467,817 (c)	4/4/13; 8/4/16	
262 Regional Water Resource Agency	SX21059014	\$873,183	\$873,183 (c)	5/2/13	
263 Louisville & Jefferson Co. MSD	SX21185052	\$6,650,000	\$6,500,000 (c)	5/2/13; 11/7/19	Assumed from Oldham Co EA
	SX21137001				
264 Lincoln County Sanitation District	SX21137017	\$7,924,293	\$4,365,793 (c)	6/19/13; 11/5/15	
Total		\$85,925,820	\$73,950,436		
PROJECTS APPROVED IN SFY 2014					
265 Frankfort, City of	SX21073059	\$4,905,000	\$4,264,577.46 (c)	10/3/13	
266 London, City of	SX21125001	\$4,391,702	\$4,371,451.78 (c)	10/3/13; 9/4/14	
267 Regional Water Resource Agency	SX21059044	\$353,918	\$353,918 (c)	3/6/14	
268 City of Vanceburg	SX21135009	\$665,000	\$665,000 (c)	4/3/14	
269 Lexington-Fayette Urban Co Govt	SX21067049	\$12,161,449	\$12,161,449 (c)	6/26/14	
Total		\$22,477,069	\$21,816,396		
PROJECTS APPROVED IN SFY 2015					
270 Catlettsburg, City of	SX21019075	\$3,805,000	\$2,955,000	9/4/14; 5/4/17	
271 Augusta Regional Sewer Auth, Inc.	SX21023010	\$700,000	\$594,579 (c)	9/4/14	(A1)
272 Owensboro, City of	SX21059047	\$3,770,838	\$3,770,838 (c)	10/2/14; 7/2/15	
273 Morganfield, City of	SX21225024	\$4,067,200	\$3,067,200 (c)	11/6/14; 8/4/16	
274 Lexington-Fayette Urban Co Govt	SX21067048	\$67,944,188	\$67,944,188	12/4/14; 4/9/18	
275 Frankfort, City of	SX21073038	\$3,881,000	\$3,135,112 (c)	12/4/14	
276 Harrodsburg, City of	SX21167014	\$1,420,000	\$1,420,000 (c)	12/4/14	
277 Hardinsburg, City of	SX21027021	\$1,277,999	\$1,277,999 (c)	2/5/15	
278 West Point, City of	SX21093024	\$507,500	\$249,999.89 (c)	2/5/15	
279 Barbourville, City of	SX21121133	\$1,856,109	\$1,856,109 (c)	4/2/15	
280 Harrodsburg, City of	SX21167003	\$21,400,000	\$10,000,000	4/2/15	
281 Harrodsburg, City of	SX21167013	\$615,149	\$615,149 (c)	4/2/15	
282 Mountain Water District	SX21195699	\$4,070,000	\$3,472,921	4/2/15; 10/27/16	
283 Nicholasville, City of	SX21113027	\$926,257	\$906,446	4/2/15; 8/6/19	
284 Sanitation District #1	SX21117001	\$0	\$0	4/2/15	Request for funds withdrawn
285 Sanitation District #1	SX21117006	\$2,383,820	\$2,143,820 (c)	4/2/15	
286 Corbin, City of	SX21235117	\$9,691,600	\$8,684,115 (c)	5/7/15	
287 Frankfort, City of	SX21073063	\$0	\$0	5/7/15	Request for funds withdrawn
288 Frankfort, City of	SX21073066	\$1,570,000	\$1,570,000	5/7/15	
289 Frankfort, City of	SX21073067	\$2,950,000	\$1,315,385 (c)	5/7/15	
290 Frankfort, City of	SX21073062	\$1,630,000	\$1,320,000 (c)	5/7/15	
291 Glasgow, City of	SX21009018	\$5,298,000	\$5,298,000 (c)	5/7/15; 9/26/18	
292 Liberty, City of	SX21045002	\$5,660,000	\$4,609,082 (c)	5/7/15; 12/1/16	
293 Regional Water Resource Agency	SX21059033	\$7,282,500	\$8,007,500	6/4/15; 12/6/17	
294 Regional Water Resource Agency	SX21059045	\$1,425,000	\$979,067 (c)	6/4/15	
295 Regional Water Resource Agency	SX21059048	\$3,058,903	\$3,058,903 (c)	6/4/15; 2/2/17	
296 Fulton, City of	SX21075003	\$1,139,000	\$1,139,000 (c)	6/4/15	
297 Owensville, City of	SX21011022	\$0	\$0	6/4/15	Request for funds withdrawn
Total		\$158,330,062	\$139,390,411		

		TOTAL PROJECT AMOUNT	KIA LOAN AMOUNT	DATE APPROVED	
PROJECTS APPROVED IN SFY 2016					
298 Eddyville, City of	SX21143007	\$1,484,500	\$1,398,134 (c)	7/2/15	
299 Brodhead, City of	SX21203316	\$1,081,730	\$1,081,730 (c)	8/6/15	
300 Hazard, City of	SX21193003	\$1,500,000	\$1,005,000 (c)	8/6/15; 8/4/16	
301 Harrison Co Sanitation District	SX21097015	\$2,567,885	\$1,567,885 (c)	9/3/15	
302 Elkhorn City, City of	SX21195018	\$3,429,811	\$597,939 (c)	9/3/15; 9/7/17	
303 Mercer County Sanitation District	SX21167021	\$848,000	\$683,654 (c)	11/5/15	
304 Prestonsburg, City of	SX21071210	\$1,581,824	\$1,581,824 (c)	11/5/15	
305 Prestonsburg, City of	SX21071231	\$2,162,342	\$2,162,342 (c)	11/5/15	
306 Prestonsburg, City of	SX21071235	\$1,952,900	\$1,764,919 (c)	11/5/15	
307 Harrodsburg, City of	SX21167022	\$1,569,300	\$1,539,799 (c)	12/3/15	
308 Morehead, City of	SX21205029	\$0	\$0	12/3/15	Request for funds withdrawn
309 Morehead, City of	SX21205036	\$1,799,340	\$1,799,340 (c)	12/3/15	
310 Southern Water & Sewer District	SX21071005	\$0	\$0	12/3/15	Request for funds withdrawn
311 Regional Water Resource Agency	SX21059027	\$226,765	\$226,765 (c)	2/4/16; 4/7/16	
312 Regional Water Resource Agency	SX21059039	\$0	\$0	2/4/16; 6/1/17	Changed to B loan B17-014
313 Regional Water Resource Agency	SX21059026	\$0	\$0	2/4/16; 6/1/17	Changed to B loan B17-015
314 Paducah McCracken County JSA	SX21145015	\$2,188,031	\$2,188,031 (c)	2/4/16	
315 Hopkinsville, City of	SX21047028	\$1,500,000	\$1,500,000 (c)	3/3/16	
316 Hawesville, City of	SX21091015	\$3,800,000	\$3,000,000	3/3/16	
317 New Haven, City of	SX21179017	\$591,000	\$251,000	3/3/16	
318 Prestonsburg, City of	SX21071007	\$328,261	\$328,261 (c)	3/3/16	
319 Elizabethtown, City of	SX21093028	\$9,609,570	\$9,609,570 (c)	3/3/16	
320 Salyersville, City of	SX21153003	\$370,484	\$370,484 (c)	4/7/16	
321 Hodgenville, City of	SX21123005	\$970,000	\$753,630 (c)	5/5/16	
322 Frankfort, City of	SX21073065	\$4,529,000	\$4,529,000	5/5/16	
323 Regional Water Resource Agency	SX21059052	\$200,000	\$200,000 (c)	5/5/16	
324 Butler, City of	SX21191007	\$1,080,574	\$1,080,574 (c)	6/2/16; 11/13/18	
325 Marion, City of	SX21055006	\$587,200	\$587,200 (c)	6/2/16	(A1)
326 Farmdale Sanitation District	SX21073082	\$321,753	\$321,753 (c)	6/2/16; 12/11/18	
Total		\$46,280,270	\$40,128,833		
PROJECTS APPROVED IN SFY 2017					
327 Mountain Water District	SX21195696	\$0	\$0	8/4/16	Request for funds withdrawn
328 Mountain Water District	SX21195025	\$299,398.88	\$299,399 (c)	8/4/16	
329 Lexington-Fayette Urban Co Govt	SX21067050	\$1,286,628	\$1,286,628 (c)	9/1/16	
330 Lexington-Fayette Urban Co Govt	SX21067002	\$0	\$0	9/1/16	Request for funds withdrawn
331 Winchester, City of	SX21049028	\$1,472,980	\$1,249,088 (c)	10/27/16	
332 Maysville, City of	SX21161025	\$4,000,000	\$4,000,000 (c)	10/27/16	
333 Jackson, City of	SX21025008	\$1,173,000	\$593,000 (c)	10/27/16	
334 Daviess County Fiscal Court	SX21059049	\$2,169,634	\$856,687 (c)	12/1/16	
335 Louisa, City of	SX21127030	\$5,375,000	\$232,665 (c)	12/1/16	(A1)
336 Frankfort, City of	SX21073073	\$2,041,000	\$2,041,000	2/2/17	
337 Frankfort, City of	SX21073071	\$1,853,750	\$1,853,750	2/2/17	
338 Frankfort, City of	SX21073078	\$1,954,500	\$1,954,500	2/2/17	
339 Frankfort, City of	SX21073074	\$1,202,660	\$1,202,660	2/2/17	
340 Frankfort, City of	SX21073075	\$2,175,965	\$2,175,965	2/2/17	
341 Frankfort, City of	SX21073068	\$1,600,000	\$1,232,104 (c)	2/2/17	
342 Louisville & Jefferson Co. MSD	SX21185053	\$6,675,000	\$6,300,000	2/2/17; 11/7/19	Assumed from Oldham Co EA
343 Williamsburg, City of	SX21235004	\$2,516,489	\$2,456,489 (c)	2/2/17	
344 Stanton, City of	SX21197006	\$2,565,000	\$659,875 (c)	3/2/17	
345 Benton, City of	SX21157020	\$1,762,666	\$1,762,666 (c)	5/4/17	
346 Lexington-Fayette Urban Co Govt	SX21067057	\$9,969,585	\$9,969,585	5/4/17	
347 Paducah McCracken JSA	SX21145023	\$9,100,000	\$7,210,832 (c)	6/1/17	
Total		\$59,193,256	\$47,336,894		
PROJECTS APPROVED IN SFY 2018					
348 Augusta Regional Sewer Authority	SX21023005	\$13,497,000	\$6,797,000	10/5/17; 12/5/19	
349 Regional Water Resource Agency	SX21059050	\$5,257,108	\$5,257,108 (c)	12/6/17	
350 Marshall County Fiscal Court	SX21157035	\$3,066,988	\$2,745,363 (c)	2/1/18	
351 Elkton, City of	SX21219014	\$378,158	\$378,158 (c)	2/1/18	(A1)
352 Louisville & Jefferson Co. MSD	SX21185038	\$2,000,000	\$2,000,000	4/9/18; 11/7/19	Assumed from Oldham Co EA
353 La Grange Utilities Commission	SX21185059	\$3,323,700	\$3,323,700	4/9/18; 11/5/20	
354 Pineville, City of	SX21013003	\$199,000	\$146,000	4/9/18	(A1)
355 Paducah, City of	SX21145012	\$6,002,667	\$4,610,667	4/9/18	
356 Paducah McCracken JSA	SX21035006	\$511,206	\$511,205.95 (c)	5/8/18	
357 Marion, City of	SX21055006	\$13,405,790	\$9,006,590	6/12/18; 11/7/19	
358 Regional Water Resource Agency	SX21059054	\$2,287,403	\$2,287,403 (c)	6/12/18; 06/18/19	
Total		\$49,929,020	\$37,063,195		

		TOTAL PROJECT AMOUNT	KIA LOAN AMOUNT	DATE APPROVED	
PROJECTS APPROVED IN SFY 2019					
359	Regional Water Resource Agency	SX21059027	\$4,595,262	\$4,180,262 (c)	7/10/18 withdrawn 2/13/19
360	Murray, City of	SX21035025	\$1,576,500	\$1,450,000 (c)	11/13/18
361	Louisville & Jefferson Co. MSD	SX21111007	\$4,445,000	\$3,870,000	12/11/18
362	Louisville & Jefferson Co. MSD	SX21111101	\$27,829,000	\$24,200,000	12/11/18; 8/6/19
363	Corbin, City of	SX21121004	\$1,613,960	\$1,262,600	12/11/18
364	Western Mason Sanitation District	SX21161006	\$89,830	\$89,830 (c)	12/11/18
365	Lancaster, City of	SX21079019	\$324,000	\$324,000	1/8/19
366	Burkesville, City of	SX21057002	\$251,000	\$251,000 (c)	2/7/19
367	Bardstown, City of	SX21179029	\$8,490,647	\$6,471,088	2/7/19; 9/24/20
368	La Center, City of	SX21007019	\$2,050,049	\$1,050,049	2/7/19
369	Morehead, City of	SX21205037	\$3,650,000	\$4,500,000	3/7/19; 1/9/20
370	Lincoln County Sanitation District	SX21137023	\$388,400	\$388,400	3/7/19
371	Richmond, City of	SX21151054	\$10,142,000	\$10,142,000	4/4/19
372	Louisa, City of	SX21127030	\$4,028,166	\$3,795,500	5/7/19; 1/9/20
373	Tompkinsville, City of	SX21171020	\$2,371,148	\$861,148	5/7/19
374	Paducah McCracken Co JSA	SX21145027	\$5,193,000	\$5,193,000	5/7/19
375	Paducah McCracken Co JSA	SX21145017	\$2,476,652	\$2,476,652	5/7/19
376	Georgetown, City of	SX21209012	\$16,317,784	\$13,542,784	6/18/19
377	Regional Water Resource Agency	SX21059056	\$7,015,000	\$7,015,000	6/18/19
378	Vanceburg, City of	SX21135010	\$3,031,000	\$1,131,000	6/18/19
Total			\$105,878,398	\$92,194,313	
PROJECTS APPROVED IN SFY 2020					
379	Hopkinsville, City of	SX21047028	\$48,300,000	\$12,500,000	7/9/19; 1/7/21
380	Elkton, City of	SX21219014	\$3,934,451	\$3,556,293	7/9/19
381	Burkesville, City of	SX21057002	\$3,831,370	\$2,580,370	9/26/19
382	Nicholasville, City of	SX21113028	\$910,000	\$910,000	9/26/19
383	Mount Sterling, City of	SX21173075	\$525,000	\$525,000	11/7/19 (A1)
384	Kuttawa, City of	SX21143009	\$1,717,436	\$1,575,359 (c)	11/7/19; 5/7/20
385	Smithland, City of	SX21139010	\$246,000	\$246,000	11/7/19 (A1)
386	Eddyville, City of	SX21143011	\$423,964	\$423,964	11/7/19 (A1)
387	Sebree, City of	SX21233027	\$1,821,655	\$910,828	11/7/19
388	Lincoln County Sanitation District	SX21137023	\$4,956,500	\$3,018,100	12/5/19
389	Northern Madison Co Sanitation District	SX21151022	\$928,000	\$730,000	12/5/19
390	Hodgenville, City of	SX21123007	\$227,000	\$227,000	1/9/20 (A1)
391	Russell, City of	SX21089110	\$500,000	\$500,000	1/9/20
392	Adair County Water District	SX21001004	\$2,104,870	\$2,104,870	3/5/20
393	Paducah McCracken Co JSA	SX21145034	\$5,170,000	\$5,170,000	3/5/20
394	Maysville, City of	SX21161028	\$850,000	\$850,000	5/7/20
395	South Shore, City of	SX21089096	\$1,035,000	\$1,035,000	5/7/20
396	Hart County Industrial Authority	SX21099026	\$2,353,442	\$853,442	5/7/20
397	Morehead, City of	SX21205042	\$1,963,200	\$1,363,200	6/4/20
398	McCreary County Water District	SX21147019	\$3,644,500	\$3,244,500	6/4/20
Total			\$85,442,388	\$42,323,926	
PROJECTS APPROVED IN SFY 2021					
399	Pineville, City of	SX21013003	\$3,600,000	\$2,454,000	7/9/20
400	Bedford, City of	SX21223013	\$1,819,000	\$909,500	7/9/20
401	Calvert City, City of	SX21157039	\$2,908,500	\$2,908,500	8/6/20
402	Dawson Springs, City of	SX21107025	\$2,408,000	\$1,000,000	8/6/20
403	Lewisburg, City of	SX21141014	\$1,500,000	\$750,000	8/6/20
404	Greenup Joint Sewer Agency	SX21089111	\$4,215,000	\$2,715,000	9/24/20
405	Eddyville, City of	SX21143011	\$2,745,064	\$2,321,100	12/3/20
Total			\$19,195,564	\$13,058,100	
GRAND TOTALS - COMMITMENTS			\$2,032,553,740	\$1,567,340,635	

bold, italics - pending board approval

(c) - Final amounts; Loan has been closed

(s) - Amount represented in the assistance agreement

(A1) - Planning and Design Loan

(+)-Const Amt; AA amnt represents Const + Plan & Design

**KENTUCKY INFRASTRUCTURE AUTHORITY
FEDERALLY ASSISTED WASTEWATER REVOLVING LOAN FUND ---- (FUND A2)
AMERICAN RECOVERY AND REINVESTMENT ACT OF 2009**

AVAILABLE FUNDS FFY 2009:

FEDERAL ARRA GRANT FUNDS	\$49,878,100
ADMINISTRATION (4%)	(\$1,995,124)
Transferred from Admin to Construction	\$910,506
NET ARRA FUNDS	\$48,793,482

	TOTAL PROJECT AMOUNT	KIA AMOUNT	FIRST USE FUNDS	DATE APPROVED
PROJECTS APPROVED IN SFY 2009:				
1 Sanitation District #1	\$395,000	\$395,000 (c)	\$395,000	6/4/09
2 Sanitation District #1	\$1,755,545	\$1,371,545 (c)	\$1,371,545	6/4/09; 1/7/10; 1/25/10
3 Sanitation District #1	\$1,578,539	\$1,474,916 (c)	\$1,474,916	6/4/09
4 Sanitation District #1	\$834,241	\$834,241 (c)	\$834,241	6/4/09
5 Lexington Fayette Urban Co Govt	\$2,620,000	\$2,620,000 (c)	\$2,620,000	6/25/09
6 Lexington Fayette Urban Co Govt	\$537,000	\$237,000 (c)	\$237,000	6/25/09
7 Louisa, City of	\$1,150,000	\$1,139,716 (c)	\$1,139,716	6/25/09
8 Pineville, City of	\$2,193,000	\$2,193,000 (c)	\$2,193,000	6/25/09; 1/7/10
9 Shepherdsville, City of	\$8,500,000	\$3,000,000 (c)	\$3,000,000	6/25/09
TOTALS	\$19,563,325	\$13,265,418	\$13,265,418	
PROJECTS APPROVED IN SFY 2010:				
10 Calvert City, City of	\$1,083,128	\$986,831 (c)	\$986,831	7/9/09; 1/7/10
11 Princeton, City of	\$2,475,000	\$1,103,744 (c)	\$1,103,744	7/9/09; 2/4/10
12 Northern Madison Co Sanitation District	\$510,000	\$510,000 (c)	\$510,000	8/6/09
13 Kentucky Horse Park	\$1,950,000	\$950,000 (c)	\$950,000	8/6/09
14 Sanitation District #4 of Boyd County	\$475,000	\$400,000 (c)	\$400,000	8/6/09
15 Ashland, City of	\$250,252	\$246,646 (c)	\$246,646	8/20/09; 1/25/10
16 Covington, City of	\$1,200,000	\$1,197,390 (c)	\$1,197,390	8/20/09
17 Bowling Green, City of	\$134,996	\$134,996 (c)	\$134,996	8/20/09
18 Frankfort, City of	\$962,035	\$800,000 (c)	\$800,000	8/20/09
19 Wilder, City of	\$215,889	\$114,302 (c)	\$114,302	9/3/09; 1/25/10
20 Richmond, City of	\$125,000	\$125,000 (c)	\$125,000	9/3/09
21 Maysville, City of	\$2,000,000	\$500,000 (c)	\$500,000	9/3/09
22 Prestonsburg, City of	\$4,530,405	\$2,670,000 (c)	\$2,670,000	10/1/09
23 Kentucky Department of Parks	\$500,000	\$500,000 (c)	\$500,000	10/1/09
24 Kentucky Department of Parks	\$358,008	\$355,867 (c)	\$355,867	10/1/09; 1/25/10
25 Kentucky Department of Parks	\$1,457,402	\$1,331,773 (c)	\$1,331,773	10/1/09; 1/25/10
26 Morehead, City of	\$801,203	\$801,203 (c)	\$801,203	10/1/09
27 Morehead, City of	\$1,293,013	\$1,293,013 (c)	\$1,293,013	10/1/09
28 Winchester, City of	\$693,000	\$600,000 (c)	\$600,000	10/1/09
29 Russellville, City of	\$952,300	\$799,967 (c)	\$799,967	10/1/09
30 Kuttawa, City of	\$530,000	\$300,000 (c)	\$300,000	10/1/09
31 Paintsville, City of	\$1,400,000	\$1,150,000 (c)	\$1,150,000	10/1/09
32 Louisville & Jefferson Co. Metro. Sewer Dist.	\$17,500,000	\$5,000,000 (c)	\$5,000,000	10/1/09
33 Falmouth, City of	\$611,898	\$611,898 (c)	\$611,898	10/1/09; 11/12/09
34 Calvert City, City of	\$850,000	\$816,069 (c)	\$816,069	10/1/09; 12/16/09
35 Sacramento, City of	\$750,000	\$749,991 (c)	\$749,991	10/1/09
36 Grant Co. Sanitary Sewer Dist.	\$2,114,713	\$433,176 (c)	\$433,176	10/1/09; 3/1/12
37 Mayfield, City of	\$975,000	\$975,000 (c)	\$975,000	10/1/09
38 Warsaw, City of	\$3,927,907	\$2,146,907 (c)	\$2,146,907	11/12/09; 2/4/10; 5/9/12
39 Madisonville, City of	\$3,800,000	\$3,800,000 (c)	\$3,800,000	11/12/09
40 Meade Co Riverport Authority	\$482,642	\$482,642 (c)	\$482,642	12/3/09; 1/25/10
41 Troublesome Creek Env Authority	\$3,425,000	\$1,500,000 (c)	\$1,500,000	12/3/09
42 Ohio Co Regional Waste Water District	\$465,303	\$465,303 (c)	\$465,303	12/3/09; 1/25/10; 2/17/11
43 Mountain Water District	\$750,000	\$749,903 (c)	\$749,903	12/3/09; 2/4/10
44 West Liberty, City of	\$3,937,950	\$926,445 (c)	\$926,445	5/5/11; revised from base fdg
TOTALS	\$63,487,044	\$35,528,064	\$35,528,064	
GRAND TOTALS - COMMITMENTS	\$83,050,369	\$48,793,482	\$48,793,482	
BALANCE AVAILABLE FOR LOAN			\$0	

bold, italics - pending board approval

(c) - Final amounts; Loan has been closed

(s) - Amount represented in the assistance agreement

**KENTUCKY INFRASTRUCTURE AUTHORITY
INFRASTRUCTURE REVOLVING LOAN FUND ----- (FUND B)**

TOTAL AUTHORIZATIONS FYS 1989-90:	\$20,000,000
TOTAL AUTHORIZATIONS FYS 1991-92:	\$14,000,000
TOTAL AUTHORIZATIONS FYS 1993-94:	\$15,000,000
TOTAL DEAUTHORIZATION FYS 1995-96:	(\$3,504,592)

TOTAL 1989-2014:	\$45,495,408
-------------------------	---------------------

Revolving Available to Loan/Grant Before Current Meeting	\$1,536,161
---	--------------------

		TOTAL INFRASTRUCTURE AMOUNT	KIA Grnt/Prin Forg AMOUNT	KIA Loan AMOUNT	GENERATED PRIVATE INVESTMENT	JOBS CREATED	DATE APPROVED	COMMENTS
PROJECTS APPROVED IN FY 1989:								
1	WILMORE, CITY OF	\$1,059,938		\$407,770 (c)	\$13,700,000	257	12-21-88	
2	AUBURN, CITY OF	\$2,175,540		\$1,475,540 (c)	\$2,225,000	96	12-21-88	
3	SOMERSET, CITY OF	\$2,402,764		\$1,500,000 (c)	\$75,000,000	326	12-21-88	
4	HENRY COUNTY	\$775,627		\$287,984 (c)	\$4,380,000	210	03-22-89 (REAP. 1-31-91 & AMD. 6-20-91)	
5	GRAVES COUNTY	\$3,717,000		\$3,717,000 (c)	\$31,037,070	600	05-03-89	
	TOTALS	\$10,130,869		\$7,388,294	\$126,342,070	1,489		
PROJECTS APPROVED IN FY 1990:								
6	LAWRENCEBURG, CITY OF	\$301,000		\$86,114 (c)	\$426,187	30	08-07-89	
7	LEITCHFIELD, CITY OF	\$1,296,200		\$699,674 (c)	\$2,470,000	200	08-07-89	
8	LIBERTY, CITY OF	\$319,573		\$163,822 (c)	\$1,533,133	140	08-07-89	
9	BEREA, CITY OF	\$1,200,000		\$340,000 (c)	\$0	750	08-07-89	
10	GAMALIEL, CITY OF	\$2,040,263		\$490,425 (c)	\$2,000,000	125	09-27-89 (REAP. 3-28-91 & AMD. 6-26-92)	
11	GRAYSON, CITY OF (1)	\$1,875,000		\$1,000,000 (c)	\$10,000,000	300	12-13-89	
12	LEBANON JUNCTION, CITY OF	\$701,900		\$148,649 (c)	\$7,500,000	200	04-25-90	
13	MT. VERNON, CITY OF	\$864,347		\$456,480 (c)	\$20,000,000	154	04-25-90 (AMD. 3-28-91)	
14	RUSSELLVILLE, CITY OF	\$1,591,673		\$1,434,750 (c)	\$0	0	04-25-90	
	TOTALS	\$10,189,956		\$4,819,914	\$43,929,320	1,899		
PROJECTS APPROVED IN FY 1991:								
15	RICHMOND, CITY OF	\$1,508,300		\$250,000 (c)	\$1,500,000	100	09-26-90	
16	WARREN COUNTY W.D. (Chg)	\$638,035		\$229,035 (c)	\$14,000,000	280	09-26-90	
17	LAUREL COUNTY FISCAL COURT	\$964,742		\$319,969 (c)	\$2,900,000	74	09-26-90	
18	MOUNTAIN WATER DISTRICT (Mtn. Top E	\$890,977		\$186,711 (c)	\$2,250,000	500	11-19-90	
19	MONTICELLO, CITY OF (1)	\$336,450		\$366,293 (c)	\$2,300,000	432	06-20-91	
20	JEFFERSON COUNTY / KROGER	\$1,425,575		\$1,310,251 (c)	\$23,950,000	101	06-20-91 (AMD. 3-17-93)	
	TOTALS	\$5,764,079		\$2,662,259	\$46,900,000	1,487		
PROJECTS APPROVED IN FY 1992:								
21	NEWPORT, CITY OF	\$4,017,704		\$2,931,899 (c)	\$2,931,899	220	09-16-91 (AMD. 7-23-92; 6-29-94; 12/9/04)	
22	HODGENVILLE, CITY OF	\$125,900		\$114,931 (c)	\$400,000	16	11-01-91	
23	SCOTTSVILLE, CITY OF	\$4,252,173		\$2,660,800 (c)	\$0	260	12-04-91	
24	MONTICELLO, CITY OF (2)	\$2,610,040		\$1,495,628 (c)	\$0		12-04-91	
25	WARREN COUNTY WATER DISTRICT (W	\$121,000		\$92,809 (c)	\$32,000,000	200	02-25-92	
26	WARREN COUNTY WATER DISTRICT (S	\$297,000		\$203,233 (c)	\$0		02-25-92	
27	LIVERMORE, CITY OF	\$86,039		\$86,039 (c)	\$0	12	06-26-92	
	TOTALS	\$11,509,856		\$7,585,339	\$35,331,899	708		
PROJECTS APPROVED IN FY 1993:								
28	MARION, CITY OF	\$1,218,460		\$379,510 (c)	\$1,412,000	40	12-17-92	
29	DAVIESS COUNTY FISCAL COURT	\$1,765,510		\$1,634,610 (c)	\$340,000,000	280	01-29-93	
30	COVINGTON, CITY OF	\$516,140		\$460,327 (c)	\$18,000,000	500	01-29-93	
31	HOPKINSVILLE, CITY OF	\$8,688,679		\$5,000,000 (c)	\$0	500	05-05-93 (REAP. 3-31-95)	
	TOTALS	\$12,188,789		\$7,474,447	\$359,412,000	1,320		
PROJECTS APPROVED IN FY 1994:								
32	GRAYSON, CITY OF (2)	\$1,712,759		\$1,412,759 (c)	\$0	155	08-31-93	
33	PIKEVILLE, CITY OF	\$5,037,889		\$611,397 (c)	\$4,396,000	93	08-31-93	
34	LANCASTER, CITY OF	\$1,710,420		\$781,462 (c)	\$0	100	09-29-93	
35	GALLATIN COUNTY	\$4,089,434		\$4,000,000 (c)	\$400,089,434	400	09-29-93 (AMD. 6-29-94; REAP. 3-31-95)	
36	CAMPBELLSVILLE, CITY OF	\$4,905,000		\$1,905,000 (s)	\$0	295	12-05-95 (REAP.) (AMD. 7-13-98)	
	TOTALS	\$38,849,110		\$21,645,392	\$781,897,434	3,363		
PROJECTS APPROVED IN FY 1995:								
30	HENDERSON, CITY OF (phase 1)	\$7,445,372		\$3,188,731 (c)	\$0	1,500	08-30-94 (AMD. 7-5-96)	
	(phase 2)			\$581,512 (c)	\$0		08-30-94	
* 31	WEBSTER COUNTY WATER DISTRICT	\$1,268,460		\$638,000 (c)	\$0	58	05-30-95	
	TOTALS	\$8,713,832		\$4,408,243	\$0	1,558		
PROJECTS APPROVED IN FY 1996:								
* 32	OAK GROVE, CITY OF	\$787,990		\$498,295 (c)	\$0	134	05-14-96	
33	MOUNT STERLING, CITY OF	\$2,467,009		\$2,467,009 (c)	\$0	400	05-14-96	
	TOTALS	\$3,254,999		\$2,965,304	\$0	534		
PROJECTS APPROVED IN FY 1997:								
34	CORBIN, CITY OF	\$583,878		\$300,000 (c)	\$0	30	8-29-96	
42	GRAVES CO WATER DISTRICT	\$1,028,000		\$528,000 (c)	\$0	95	12-4-96; 4/4/13 REAP 9-1-98; assumed from Hickory	
	TOTALS	\$1,611,878		\$828,000	\$0	125		

		TOTAL INFRASTRUCTURE AMOUNT	KIA Grnt/Prin Forg AMOUNT	KIA Loan AMOUNT	GENERATED PRIVATE INVESTMENT	JOBS CREATED	DATE APPROVED	COMMENTS
PROJECTS APPROVED IN FY 1998:								
*	42	PRESTONSBURG, CITY OF	\$4,392,500	\$600,000 (c)	\$0	77	2-26-98	\$50M inc. app. 2-5-99
*	43	PAINTSVILLE, CITY OF	\$8,070,950	\$1,772,800 (c)	\$0	400	2-26-98	(REAP. 12-10-99)
TOTALS		\$12,463,450		\$2,372,800	\$0	477		
PROJECTS APPROVED IN FY 1999:								
*	44	HARDINSBURG, CITY OF	\$5,239,680	\$131,231 (c)	\$0	14	7-13-98	
*	45	PRESTONSBURG, CITY OF	\$1,591,200	\$795,600 (c)		400	4-27-99	
TOTALS		\$6,830,880		\$926,831	\$0	414		
PROJECTS APPROVED IN FY 2000:								
*	46	GALLATIN CO WATER DISTRICT	\$1,100,000	\$744,796 (c)	\$95,000,000	130	09/01/1999; AMD 4/4/00	
*	47	CARROLTON, CITY OF (CELOTEX)	\$184,300	\$112,200 (c)	\$75,000,000	122	12/10/1999; AMD 9/1/01	
TOTALS		\$1,284,300		\$856,996	\$170,000,000	122		
PROJECTS APPROVED IN FY2005:								
*	48	UNION COUNTY FISCAL COURT	\$1,550,000	\$0	\$0 NA		11/04/2004	commitment expired
*	40	OWENTON, CITY OF	\$736,890	\$0	\$0 NA		11/04/2004	commitment expired
*	41	HART CO FISCAL COURT	\$3,192,000	\$2,170,999 (c)	\$0 NA		03/03/2005	
*	42	BOONE COUNTY WATER DISTRICT	\$3,548,148	\$2,506,118 (c)	\$0 NA		6/2/05; 7/1/10	assumed from Boone Co FC
TOTALS		\$9,027,038		\$4,677,117	\$0			
PROJECTS APPROVED IN FY2006:								
*	43	GRAVES CO WATER DISTRICT	\$596,776	\$596,776 (c)	\$0 NA		1/2005; 7/26/06; 10/2/08	Assumed from Fancy Farm WD
*	44	GRAVES CO WATER DISTRICT	\$152,176	\$152,176 (c)	\$0 NA		9/1/2005; 10/2/08	Assumed from Fancy Farm WD
*	45	WESTERN MASON SANITATION DIST	\$4,644,000	\$560,272 (c)	\$0 NA		12/01/2005	
*	46	BONNIEVILLE, CITY OF	\$3,160,000	\$0	\$0 NA		12/01/2005	commitment expired
*	47	Elkton, City of	\$808,000	\$808,000 (c)	\$0 NA		03/02/2006	
*	48	MT VERNON, CITY OF	\$2,055,000	\$945,000 (c)	\$0 NA		05/04/2006	
TOTALS		\$11,415,953		\$3,062,225	\$0			
PROJECTS APPROVED IN FY2007:								
*	49	GUTHRIE, CITY OF	\$0	\$0	\$0 NA		08/03/2006	Withdrawn
*	50	OWINGSVILLE, CITY OF	\$4,367,250	\$797,250 (c)	\$0 NA		006;10/01/2009	338,997 In; 50,000 grant
*	51	JAMESTOWN, CITY OF	\$13,065,000	\$3,588,700 (c)	\$0 NA		12/07/2006	3,038,700 In; 550,000 grant
*	52	CONNECTGRADD	\$2,400,000	\$837,856 (c)	\$0 NA		02/08/2007	broadband
*	53	ALBANY, CITY OF	\$7,366,000	\$749,947 (c)	\$0 NA		05/10/2007	EO 2007-298 GF
*	54	GRAVES CO WATER DISTRICT	\$849,154	\$849,154 (c)	\$0 NA		5/10/2007; 10/2/08	S Graves WD
TOTALS		\$28,047,403		\$6,822,906	\$0			
PROJECTS APPROVED IN FY2008:								
*	55	CAVELAND ENVIRONMENTAL	\$2,910,000	\$125,000 (c)	\$0 NA		09/06/2007	sewer
*	56	HOPKINSVILLE ELECT & EN NET	\$3,000,000	\$3,000,000 (c)	\$0 NA		10/04/2007	fiber optic communications
*	57	MARION CO WATER DISTRICT	\$750,000	\$340,000 (c)	\$0 NA		10/04/2007	water
*	58	WILLIAMSBURG, CITY OF	\$3,237,440	\$400,000 (c)	\$0 NA		10/04/2007	water
*	59	LOGAN TODD REG WAT COMM	\$1,500,000	\$400,000 (c)	\$0 NA		11/01/2007	water
*	60	BURGIN, CITY OF	\$50,000	\$50,000 (c)	\$0 NA		11/01/2007	water
	61	PRESTONSBURG, CITY OF	\$2,700,000	\$2,700,000	\$0 NA		12/06/2007	purchase Auxier Water
	62	GLASGOW, CITY OF	\$1,200,000	\$1,200,000 (c)	\$0 NA		2/7/2008; 10/9/08	broadband
	63	LANCASTER, CITY OF	\$690,000	\$490,000 (c)	\$0 NA		03/06/2008	sewer
	64	WHITLEY CO WATER DISTRICT	\$2,708,000	\$932,800 (c)	\$0 NA		3/6/08; 7/27/11	water
	65	HINDMAN, CITY OF	\$500,000	\$500,000 (c)	\$0 NA		04/03/2008	water
	66	WALTON, CITY OF	\$4,000,000	\$1,000,000 (c)	\$0 NA		06/05/2008	sewer
TOTALS		\$23,245,440		\$11,137,800	\$0			
PROJECTS APPROVED IN FY2009:								
	67	CARROLLTON, CITY OF	\$2,949,731	\$867,091 (c)	\$0 NA		8/7/08; 12/8/11	sewer
	68	LOUISA, CITY OF	\$1,075,000	\$972,330 (c)	\$0 NA		08/07/2008	sewer
	69	PRESTONSBURG, CITY OF	\$841,000	\$841,000 (c)	\$0 NA		10/02/2008	water meters
	70	LEBANON, CITY OF	\$1,119,707	\$582,883 (c)	\$0 NA		12/04/2008	water
	71	MuniNet	\$2,500,000	\$2,500,000 (c)	\$0 NA		06/25/09; 4/7/11	broadband; assumed from Murray
	72	PINEVILLE, CITY OF	\$0	\$0	\$0 NA		06/25/2009	sewer - withdrawn 9/24/09
TOTALS		\$8,485,438		\$5,763,304	\$0			
PROJECTS APPROVED IN FY2010:								
	73	Prestonsburg, City of	\$2,670,000	\$0	\$0 NA		10/01/2009	sewer
	74	Falmouth, City of	\$564,835	\$564,835 (c)	\$0 NA		10/01/2009	sewer
	75	Louisville and Jefferson County MSD	\$500,000	\$500,000 (c)	\$0 NA		2/4/10; 12/3/20	sewer - assumed 12/3/20
	76	Hart Co Industrial Authority	\$2,300,000	\$999,811 (c)	\$3,000,000	40	02/04/2010	sewer
	77	Marshall Co. Fiscal Court	\$1,075,000	\$275,000 (c)	\$0 NA		6/3/10;12/6/12	80% grant/ 20% loan
TOTALS		\$7,109,835	\$800,000	\$2,339,646	\$3,000,000	40		

	TOTAL INFRASTRUCTURE AMOUNT	KIA Grnt/Prin Forg AMOUNT	KIA Loan AMOUNT	GENERATED PRIVATE INVESTMENT	JOBS CREATED	DATE APPROVED	COMMENTS
PROJECTS APPROVED IN FY2011:							
78	Louisville and Jefferson County MSD	\$500,000	\$0	\$500,000 (c)	\$0 NA	8/5/10; 12/3/20	sewer - assumed 12/3/20
79	Greenville, City of	\$1,226,500	\$0	\$1,226,500 (c)	\$0 NA	10/14/10; 10/25/13	sewer
80	Marion, City of	\$2,100,000	\$0	\$1,175,526 (c)	\$0 NA	10/14/2010	water
81	Princeton, City of	\$430,645	\$0	\$401,674 (c)	\$0 NA	10/14/10; 7/1/11	sewer
82	Bracken Co Water District	\$475,000	\$380,000	\$95,000 (c)	\$0 NA	12/09/2010	water
83	Caneyville, City of	\$445,000	\$0	\$110,000 (c)	\$0 NA	12/09/2010	sewer
84	Crab Orchard, City of	\$1,660,000	\$400,000	\$409,999 (c)	\$0 NA	12/09/2010	water
85	Flatwoods, City of	\$887,500	\$514,800	\$128,700 (c)	\$0 NA	2/3/2011; 8/2/12	
86	Graves County Water District	\$1,111,266	\$220,000	\$780,000 (c)	\$0 NA	02/03/2011	
87	Mt. Washington, City of	\$700,000	\$560,000	\$140,000 (c)	\$0 NA	02/03/2011	
88	White Plains, City of	\$657,000	\$525,600	\$131,400 (c)	\$0 NA	02/03/2011	
89	Beattyville, City of	\$675,000	\$140,000	\$35,000 (c)	\$0 NA	03/03/2011	water
90	Elkton, City of	\$141,700	\$0	\$136,761 (c)	\$0 NA	03/03/2011	water
91	Nicholas County Sanitation District	\$2,641,000	\$0	\$550,000 (c)	\$0 NA	03/03/2011	sewer
92	North McLean Co WD	\$737,871	\$200,000	\$50,000 (c)	\$0 NA	03/03/2011	water
93	MuniNet	\$2,031,370	\$0	\$2,031,370 (c)	\$0 NA	04/07/2011	broadband
TOTALS		\$16,419,852	\$2,940,400	\$7,901,930	\$0	0	
PROJECTS APPROVED IN FY2012:							
94	Crittenden-Livingston Water District	\$300,000	\$0	\$300,000 (c)	\$0 NA	08/04/2011	water
95	Lewisburg, City of	\$0	\$0	\$0	\$0 NA	03/01/2012	water - withdrawn 12/2/13
96	Olive Hill, City of	\$505,000	\$0	\$505,000 (c)	\$0 NA	03/01/2012	water
97	Mount Olivet, City of	\$1,100,000	\$0	\$350,000 (c)	\$0 NA	04/12/2012	water
98	Nebo Water District	\$92,000	\$0	\$92,000 (c)	\$0 NA	06/07/2012	water - WX21107002
TOTALS		\$1,997,000	\$0	\$1,247,000	\$0	0	
PROJECTS APPROVED IN FY2013:							
99	East Pendleton Water District	\$160,000	\$0	\$160,000 (c)	\$0 NA	08/02/2012	water WX21191002
100	Marion County Water District	\$548,180	\$0	\$548,180 (c)	\$0 NA	08/02/2012	water - WX21155031
101	Symsonia Water District	\$924,016	\$0	\$327,103 (c)	\$0 NA	8/2/12; 12/4/14	water - WX21083055
102	Scottsville, City of	\$716,000	\$0	\$261,068 (c)	\$0 NA	08/02/2012	sewer - SX21003032
103	South Shore, City of	\$2,082,411	\$0	\$1,882,411 (c)	\$0 NA	8/2/12; 4/2/15	purchase water system; WX21089067
104	City of Elkton	\$346,243	\$0	\$346,243 (c)	\$0 NA	3/7/13; 10/25/13	water - WX21219030
105	Bullitt Co Sanitation District	\$89,217	\$84,756	\$4,461 (c)	\$0 NA	03/07/2013	sewer - SX21029031
106	Pineville, City of	\$1,380,000	\$0	\$1,380,000 (c)	\$0 NA	04/04/2013	water - WX21013926
107	Green River Valley Water District	\$1,287,000	\$0	\$1,287,000 (c)	\$0 NA	4/4/13; 6/4/15	water - WX21099037
108	Burkesville, City of	\$1,500,000	\$0	\$500,000 (c)	\$0 NA	05/02/2013	sewer - SX21057003
109	Scottsville, City of	\$2,093,465	\$0	\$1,138,509 (c)	\$0 NA	05/02/2013	sewer - SX21003027
TOTALS		\$11,126,532	\$84,756	\$7,834,975	\$0	0	
PROJECTS APPROVED IN FY2014:							
110	Paradise Park Reg Industrial Dev Auth	\$853,585	\$0	\$339,409 (c)	\$0 NA	09/05/2013	water - WX21177029
111	US 60 Water District	\$1,605,810	\$0	\$1,300,000 (c)	\$0 NA	09/05/2013	water - WX21211033
112	Greensburg, City of	\$83,813	\$0	\$83,813	\$0 NA	02/06/2014	water - WX21087018
113	Edmonton, City of	\$174,907	\$0	\$174,907 (c)	\$0 NA	02/06/2014	water - WX21169031
114	Dawson Springs, City of	\$450,000	\$0	\$284,361 (c)	\$0 NA	03/06/2014	water - WX21107035
115	Wickliffe, City of	\$54,385	\$0	\$54,385 (c)	\$0 NA	03/06/2014	water - WX21007006
116	Lebanon Junction, City of	\$296,058	\$0	\$296,058 (c)	\$0 NA	4/3/14; 9/3/15	sewer - SX21029032
117	Grand Rivers, City of	\$263,000	\$0	\$263,000 (c)	\$0 NA	04/03/2014	water - WX21139017
118	Mount Olivet, City of	\$0	\$0	\$0	\$0 NA	04/03/2014	sewer - SX21201007 - withdrawn 2014
119	Hickman, City of	\$0	\$0	\$0	\$0 NA	04/03/2014	water - WX21075017 - withdrawn 8/20/14
120	London, City of	\$1,100,300	\$0	\$1,100,300 (c)	\$0 NA	05/01/2014	sewer - SX21125004
121	Greenup Joint Sewer Agency	\$1,940,465	\$0	\$1,940,465 (c)	\$0 NA	06/26/2014	sewer - SX21089072
122	Greensburg, City of	\$0	\$0	\$0	\$0 NA	06/26/2014	water - WX21087008 - withdrawn 2/20/14
TOTALS		\$6,822,323	\$0	\$5,836,699	\$0	0	
PROJECTS APPROVED IN FY2015:							
123	Hustonville, City of	\$544,451	\$0	\$544,451 (c)	\$0 NA	9/4/14; 10/1/15	water - WX21137046
124	Bracken Co Water District	\$358,000	\$0	\$358,000 (c)	\$0 NA	12/04/2014	water - WX21023045
125	Northern Kentucky Water District	\$1,727,112	\$0	\$1,392,195 (c)	\$0 NA	02/05/2015	water - WX21117002
126	Cattlettsburg, City of	\$270,000	\$0	\$270,000 (c)	\$0 NA	02/05/2015	sewer - SX21019076
127	Barbourville, City of	\$0	\$0	\$0	\$0 NA	04/02/2015	water - WX21121007 - withdrawn 4/13/16
128	US 60 Water District	\$2,326,000	\$0	\$1,721,905 (c)	\$0 NA	06/04/2015	water - WX21211033
129	McLean County Regional Water Commissic	\$10,992,089	\$0	\$2,500,936	\$0 NA	06/04/2015	water - WX21149042
TOTALS		\$16,217,652	\$0	\$6,787,487	\$0	0	
PROJECTS APPROVED IN FY2016:							
130	Louisville and Jefferson County MSD	\$175,000	\$0	\$87,430 (c)	\$0 NA	7/2/15; 12/3/20	sewer - SX21029030 - assumed 12/3/20
131	Muhlenberg County Water District #3	\$391,000	\$0	\$250,000	\$0 NA	07/02/2015	water - WX21177038
132	Jeffersonville, City of	\$307,160	\$0	\$307,160 (c)	\$0 NA	08/06/2015	water - WX21173112
133	Pineville, City of	\$280,791	\$0	\$280,791 (c)	\$0 NA	08/06/2015	sewer - SX21013004
134	Martin, City of	\$0	\$0	\$0 (c)	\$0 NA	09/03/2015	sewer - SX21071008 - rescinded 2/27/17
135	Perry County Fiscal Court	\$350,000	\$50,000	\$300,000 (c)	\$0 NA	11/05/2015	water - WX21193029
136	Reid Village Water District	\$350,000	\$0	\$350,000 (c)	\$0 NA	02/04/2016	water - WX21173139
137	Morganfield, City of	\$213,287	\$0	\$213,287 (c)	\$0 NA	05/05/2016	sewer - SX21225006
138	Lewisport, City of	\$267,500	\$0	\$267,500 (c)	\$0 NA	6/2/16; 2/2/17	water - WX21091098
139	Elkhorn City, City of	\$402,060	\$0	\$402,060 (c)	\$0 NA	06/02/2016	sewer - SX21195018
140	Lancaster, City of	\$204,890	\$0	\$204,890 (c)	\$0 NA	06/02/2016	sewer - SX21079017
TOTALS		\$2,941,689	\$50,000	\$2,663,119	\$0	0	

	TOTAL INFRASTRUCTURE AMOUNT	KIA Grnt/Prin Forg AMOUNT	KIA Loan AMOUNT	GENERATED PRIVATE INVESTMENT	JOBS CREATED	DATE APPROVED	COMMENTS
PROJECTS APPROVED IN FY2017:							
141	Hustonsville, City of	\$75,639	\$0	\$75,639 (c)	\$0 NA	08/04/2016	water - WX21137050
142	Lawrenceburg, City of	\$1,985,000	\$0	\$909,582 (c)	\$0 NA	08/04/2016	sewer - SX21005006
143	Calvert City, City of	\$576,113	\$0	\$463,537 (c)	\$0 NA	09/01/2016	water - WX21157017
144	Northeast Woodford County Water District	\$400,000	\$0	\$400,000	\$0 NA	10/27/2016	water - WX21239032
145	New Castle, City of	\$890,000	\$0	\$428,913.77 (c)	\$0 NA	12/01/2016	sewer/water - SX21103012/WX21103059
146	Bardstown, City of	\$1,220,499	\$0	\$1,220,499 (c)	\$0 NA	12/1/16; 5/4/17	water - WX21179030
147	Bowling Green, City of	\$2,000,000	\$0	\$2,000,000 (c)	\$0 NA	12/01/2016	water - WX21227076
148	South Hopkins Water District	\$765,000	\$0	\$765,000	\$0 NA	03/02/2017	water - WX21107052
149	Bardstown, City of	\$1,123,048	\$0	\$1,123,048 (c)	\$0 NA	5/4/17; 3/1/18	water - WX21179031
150	Mayfield, City of	\$728,073	\$0	\$728,073 (c)	\$0 NA	06/01/2017	sewer/water - SX21083058/WX21083041
151	Regional Water Resource Agency	\$258,706.89	\$0	\$258,706.89 (c)	\$0 NA	06/01/2017	sewer - SX21059039
152	Regional Water Resource Agency	\$417,101	\$0	\$417,101 (c)	\$0 NA	06/01/2017	sewer - SX21059026
TOTALS	\$10,439,180	\$0	\$8,790,100	\$0	0		
PROJECTS APPROVED IN FY2018:							
153	Guthrie, City of	\$1,163,825	\$0	\$1,163,825	\$0 NA	10/05/2017	sewer/water - SX21219022/WX21219008
154	Elkhorn Water District	\$880,000	\$0	\$850,000	\$0 NA	10/05/2017	water - WX21073021
155	Lewisburg, City of	\$250,000	\$0	\$250,000	\$0 NA	12/06/2017	sewer - SX21141014
156	Albany, City of	\$515,000	\$0	\$53,000 (c)	\$0 NA	02/01/2018	water - WX21053014
157	Flemingsburg, City of	\$416,820	\$0	\$132,046 (c)	\$0 NA	02/01/2018	sewer - SX21069019
158	Kentucky Dept of Parks - Taylorsville Lake	\$856,000	\$0	\$788,550 (c)	\$0 NA	02/01/2018	sewer - SX21215005
159	Cannonsburg Water District	\$85,000	\$0	\$57,271 (c)	\$0 NA	06/12/2018	water - WX21089035
160	Hopkinsville Electric System	\$4,300,000	\$0	\$2,500,000 (c)	\$0 NA	06/12/2018	broadband
161	Marion County Water District	\$950,000	\$0	\$950,000 (c)	\$0 NA	06/12/2018	water - WX21155022
TOTALS	\$9,416,645	\$0	\$6,744,691	\$0	\$0	0	
PROJECTS APPROVED IN FY2019:							
162	Calvert City, City of	\$610,800	\$0	\$470,288 (c)	\$0 NA	09/26/2018	water - WX21035006
163	Mount Washington, City of	\$1,599,630	\$0	\$1,599,630 (c)	\$0 NA	09/26/2018	water - WX21029293
164	Murray, City of	\$4,592,253	\$0	\$1,500,000 (c)	\$0 NA	11/13/2018	water - WX21035037
165	Laurel County Water District #2	\$1,775,000	\$0	\$445,000 (c)	\$0 NA	11/13/2018	water - WX21125020
166	Warren County Water District	\$3,056,000	\$0	\$2,000,000	\$0 NA	12/11/2018	sewer - SX21227082
167	Hickman, City of	\$397,000	\$0	\$397,000 (c)	\$0 NA	04/04/2019	water - WX21075020
TOTALS	\$12,030,683	\$0	\$6,411,918	\$0	\$0	0	
PROJECTS APPROVED IN FY2020:							
168	Mayfield, City of	\$2,221,117	\$0	\$2,221,117	\$0 NA	08/06/2019	sewer/water - SX21083047, SX21083061, SX21083055, WX21083021
169	Hyden-Leslie County Water District	\$2,735,000	\$0	\$2,735,000	\$0 NA	11/07/2019	water - WX21131111
170	Hazard, City of	\$2,980,000	\$0	\$596,000	\$0 NA	11/07/2019	gas - no project number
171	Flemingsburg, City of	\$258,015	\$0	\$77,405	\$0 NA	03/05/2020	water - WX21069039
TOTALS	\$8,194,132	\$0	\$5,629,522	\$0	\$0	0	
PROJECTS APPROVED IN FY2021:							
172	Bardstown, City of	\$1,472,400	\$0	\$1,472,400	\$0 NA	08/06/2020	sewer - SX21179030
173	Western Pulaski Water District	\$1,865,000	\$0	\$1,146,000	\$0 NA	09/24/2020	water - WX21199136
TOTALS	\$3,337,400	\$0	\$2,618,400	\$0	\$0	0	
GRAND TOTALS	\$309,066,194	\$3,875,156	\$160,202,659	\$1,566,812,723	\$13,536		

bold, italics - pending board approval

* Bonds have not been sold for these projects

+ Projects were funded under the master note

(c) - Final amounts; Loan has been closed

(s) - Amount represented in the assistance agreement

TOTAL AUTHORIZATION FYS 1991-94	\$6,000,000	
TOTAL DEAUTHORIZATION FYS 95-96	(\$78,822)	
TOTAL AUTHORIZATION FYS 1997-98	\$0	
TOTAL AUTHORIZATION FYS 1998-2000	\$13,000,000	(rif)
TOTAL AUTHORIZATION FYS 2001-2002	\$3,925,000	(rif)
	<u>\$22,846,178</u>	

**KENTUCKY INFRASTRUCTURE AUTHORITY
WATER RESOURCES GRANT----- (FUND B1)**

TOTAL INFRASTRUCTURE AMOUNT	KIA AMOUNT	DATE APPROVED	COMMENTS
-----------------------------------	---------------	------------------	----------

PROJECTS APPROVED JULY 1, 1991 THROUGH JUNE 30, 1992:

1	ELKHORN WATER DISTRICT	\$383,000	\$151,233	(c)	9-16-91	
2	BEAVER-ELKHORN WATER DISTRICT (PH II)	\$2,262,200	\$1,383,547	(c)	9-16-91	(REAP. 5-5-93)
3	BEAVER-ELKHORN WATER DISTRICT (PH III)	\$3,386,325	\$616,453	(c)	9-16-91	(REAP. 5-5-93)
4	WACO WATER DISTRICT	\$304,525	\$300,000	(c)	9-16-91	
5	NORTH MERCER WATER DISTRICT	\$1,833,000	\$500,000	(c)	9-16-91	
6	WEBSTER COUNTY WATER DISTRICT	\$2,269,500	\$1,500,000	(c)	9-16-91	
7	ANDERSON COUNTY	\$361,638	\$270,000	(c)	9-16-91	
8	GEORGETOWN, CITY OF	\$3,474,350	\$400,000	(c)	9-16-91	
9	LYNCH, CITY OF	\$502,500	\$499,945	(c)	9-16-91	
	TOTALS	<u>\$14,777,038</u>	<u>\$5,621,178</u>			

PROJECTS APPROVED JULY 1, 1992 THROUGH JUNE 30, 1994:

10	DAVIESS COUNTY FISCAL COURT (East Daviess County Water Association)	\$300,000	\$300,000	(c)	11-12-92	(AMD. 9-29-93)
	TOTALS	<u>\$300,000</u>	<u>\$300,000</u>			

PROJECTS PER SPECIAL PROVISIONS DURING 1998 GENERAL SESSION

11	MEADE COUNTY FISCAL COURT	\$4,204,225	\$2,500,000		12/18/1998	
12	CITY OF RICHMOND	\$8,400,000	\$4,000,000		09/01/1998	
13	CITY OF MIDWAY	\$4,760,971	\$3,500,000		06/06/2000	
14	CITY OF HINDMAN	\$3,000,000	\$3,000,000		07/28/1999	
	TOTALS	<u>\$20,365,196</u>	<u>\$13,000,000</u>	(rif)		

PROJECTS APPROVED JULY 1, 1998 THROUGH JUNE 30, 1999:

15	WATER RESOURCE DEV COMMISSION	\$1,053,000	753,000	(rif)	4-27-99	
	TOTALS	<u>\$1,053,000</u>	<u>753,000</u>			

PROJECTS PER SPECIAL PROVISIONS DURING 2000 GENERAL SESSION

16	HORTON CAMP INF AT GREEN RIVER ST PARK	650,000.00	650,000.00		06/06/2000	
17	FLEMING CO WATER COMM	75,000.00	75,000.00		02/01/2001 (AA date)	
18	FLEMING CO '201' SEWER PLANNING	50,000.00	50,000.00		10/01/2001 (AA date)	
19	CITY OF WURLAND	25,000.00	25,000.00		10/01/2001 (AA date)	
20	SPURLOCK & LITTLE MUD CREEK	300,000.00	300,000.00		08/17/2001 (AA date)	
21	PIKE COUNTY - TAYLOR FORK	50,000.00	50,000.00		08/06/2001 (AA date)	
22	SOUTHERN MADISON WATER DISTRICT	200,000.00	200,000.00		03/01/2001 (AA date)	
23	HENDERSON CO WATER DISTRICT	500,000.00	500,000.00		08/20/2001 (AA date)	
24	LEWIS CO WATER & SEWER	500,000.00	500,000.00		11/22/2000	
25	GREEN CO WATER & SEWER	500,000.00	500,000.00		08/06/2001 (AA date)	
26	LARUE COUNTY FISCAL COURT	750,000.00	750,000.00		08/06/2001 (AA date)	
27	CARROL COUNTY FISCAL COURT	250,000.00	250,000.00		08/01/2001 (AA date)	
28	CITY OF RACELAND	25,000.00	25,000.00		09/21/2001 (AA date)	
29	CITY OF WORTHINGTON	25,000.00	25,000.00		08/06/2001 (AA date)	
30	CITY OF FLATWOODS	25,000.00	25,000.00		10/01/2001 (AA date)	
	TOTALS	<u>3,925,000.00</u>	<u>3,925,000.00</u>	(rif)		

			TOTAL INFRASTRUCTURE AMOUNT	KIA AMOUNT	DATE APPROVED	COMMENTS
PROJECTS APPROVED JULY 1, 2001 THROUGH JUNE 30, 2002:						
31	Columbia-Campbellsville	WX21001008	\$3,415,000	\$55,000	12/06/2001	
32	Bath County Water District	WX21011002	\$2,253,000	\$1,150,000	12/06/2001	
33	City of Paris	WX21017002	\$2,300,000	\$1,000,000	12/06/2001	
34	City of Ashland	WX21019006	\$2,362,626	\$750,000	12/06/2001	
35	Bracken County Water District	WX21023001	\$1,810,000	\$93,500	12/06/2001	
36	City of Murray	WX21035005	\$1,126,000	\$0	12/06/2001	
37	Center Ridge Water District	WX21035011	\$262,200	\$262,200	12/06/2001	
38	West Carroll Water District	WX21041301	\$2,200,000	\$500,000	12/06/2001	
39	Rattlesnake Ridge Water District	WX21043001	\$4,130,000	\$440,000	12/06/2001	
40	Christian County Water District	WX21047011	\$2,200,000	\$1,000,000	12/06/2001	
41	Owensboro Municipal Utilities	WX21059001	\$2,500,000	\$1,000,000	12/06/2001	
42	Consumers Water District	WX21083002	\$1,117,868	\$1,000,000	12/06/2001	
43	City of Caneyville	WX21085001	\$486,000	\$186,000	12/06/2001	
44	Grayson County Water District	WX21085009	\$2,878,000	\$1,000,000	12/06/2001	
45	City of Cumberland	WX21095662	\$1,600,000	\$400,000	12/06/2001	
46	Henderson Water Utility	WX21101005	\$600,000	\$600,000	12/06/2001	
47	Wood Creek water District	WX21125527	\$350,364	\$350,364	12/06/2001	
48	Louisa Water District	WX21127001	\$5,570,570	\$1,000,000	12/06/2001	
49	Electric Plant Board of the City of Vanceburg	WX21135001	\$4,077,000	\$977,000	12/06/2001	
50	City of Sacramento	WX21149002	\$150,000	\$150,000	12/06/2001	
51	Western Lewis Rectorville Water District	WX21161001	\$1,399,000	\$275,000	12/06/2001	
52	Edmonton Water Works	WX21169001	\$2,222,782	\$595,782	12/06/2001	
53	Tri-Village Water District	WX21187205	\$1,800,000	\$800,000	12/06/2001	
54	City of Falmouth	WX21191311	\$1,000,000	\$300,000	12/06/2001	
55	City of Hazard	WX21193009	\$5,500,000	\$250,000	12/06/2001	
56	Buffalo Trail Water Association	WX21201005	\$1,500,000	\$750,000	12/06/2001	
57	US 60 Water District	WX21211026	\$1,375,000	\$650,000	12/06/2001	
58	Taylorsville Water Works	WX21215087	\$3,500,000	\$430,400	12/06/2001	
59	Campbellsville-Greensburg	WX21217004	\$3,181,900	\$0	12/06/2001	
60	Cadiz-Trigg County Regional Water Commissic	WX21221002	\$14,000,000	\$70,000	12/06/2001	
61	City of Midway	WX21239003	\$766,000	\$150,000	12/06/2001	
62	City of Booneville	WX21189002	\$687,000	\$130,000	06/06/2002	
TOTALS			\$78,320,310	\$16,315,246	(r/f)	
PROJECTS APPROVED JULY 1, 2006 THROUGH JUNE 30, 2007:						
63	Knott Co Water & Sewer		\$500,000	\$500,000	10/05/2006	
64	Bath Co WD		\$514,340	\$250,000	12/07/2006	
65	Western Pulaski Co Water District		\$620,000	\$620,000	5/10/07; 6/21/07	
66	City of Harlan		\$200,000	\$200,000	06/21/2007	
TOTALS			\$1,834,340	\$1,570,000	(r/f)	
PROJECTS APPROVED IN FY2008:						
67	City of Arlington		\$190,750	\$190,750	07/19/2007	
68	City of Elkton		\$200,000	\$200,000	07/19/2007	
69	City of Georgetown		\$80,000	\$80,000	07/19/2007	
70	Morehead Utility Plant Board		\$373,900	\$373,900	07/19/2007	
TOTALS			\$844,650	\$844,650		
GRAND TOTALS			\$121,419,534	\$41,484,424		

bold, italics - pending board approval

(s) - Amount represented in the assistance agreement

(c) - Grant has been closed.

(r/f) - To be funded out of the revolving loan funds

**KENTUCKY INFRASTRUCTURE AUTHORITY
WATER RESOURCES LOAN ----- (FUND B2)
GATEWAY, BIG SANDY, KENTUCKY RIVER AND CUMBERLAND VALLEY DEVELOPMENT DISTRICTS**

TOTAL AUTHORIZATION FYS 1991-94	\$30,000,000
TOTAL DEAUTHORIZATION FYS 1995-96	(\$1,716,586)
TOTAL AUTHORIZATION FYS 1997-98	\$0
TOTAL AUTHORIZATION FYS 1998-99	\$0
TOTAL 1991 - 1998	<u>\$28,283,414</u>

TOTAL INFRASTRUCTURE AMOUNT	KIA AMOUNT	INTEREST RATE	AREA DEVELOPMENT DISTRICT	DATE APPROVED	COMMENTS
-----------------------------------	---------------	------------------	---------------------------------	------------------	----------

PROJECTS APPROVED JULY 1, 1991 THROUGH JUNE 30, 1992:

1	MOUNTAIN WATER DISTRICT (Indian Creek)	\$2,712,760	\$337,760	(c)	3.0%	BIG SANDY	07-24-91	
2	MARTIN COUNTY WATER DISTRICT NO. 2	\$2,481,566	\$1,329,826	(c)	3.0%	BIG SANDY	09-16-91	(REAP. 5-5-93)
3	HYDEN / LESLIE CO. WATER DISTRICT	\$2,196,941	\$1,965,619	(c)	3.0%	KY. RIVER	09-16-91	
4	SOUTHERN WATER & SEWER (Phase I)	\$1,045,700	\$514,888	(c)	3.0%	BIG SANDY	09-16-91	(REAP. 1-29-93), Assumed from Beaver Elkhorn 12-21-00
5	SOUTHERN WATER & SEWER (Phase II)	\$2,262,200	\$847,982	(c)	3.0%	BIG SANDY	09-16-91	(REAP. 5-5-93), Assumed from Beaver Elkhorn 12-21-00
6	SOUTHERN WATER & SEWER (Phase III)	\$3,386,325	\$2,831,354	(c)	3.0%	BIG SANDY	09-16-91	(REAP. 5-5-93 & 2-2-95), Assumed from Beaver Elkhorn 12-21-00
7	MANCHESTER, CITY OF	\$1,766,705	\$970,439	(c)	2.9%	CUMB. VALLEY	11-01-91	
8	MOREHEAD, CITY OF	\$449,442	\$359,646	(c)	2.9%	GATEWAY	11-01-91	
9	MOUNTAIN WATER DISTRICT (Multi-Area)	\$5,165,093	\$5,165,093	(c)	2.9%	BIG SANDY	11-01-91	
10	PIKEVILLE, CITY OF	\$903,718	\$897,868	(c)	2.9%	BIG SANDY	11-01-91	
11	PINEVILLE, CITY OF	\$829,099	\$829,099	(c)	2.9%	CUMB. VALLEY	11-01-91	
12	BARBOURVILLE, CITY OF	\$4,500,000	\$1,924,831	(c)	2.9%	CUMB. VALLEY	11-01-91	
13	CORBIN, CITY OF	\$1,449,838	\$833,000	(c)	2.9%	CUMB. VALLEY	12-04-91	
14	PRESTONSBURG, CITY OF	\$2,173,278	\$1,960,288	(c)	2.9%	BIG SANDY	12-04-91	
15	HARLAN, CITY OF	\$1,434,170	\$1,434,170	(c)	2.9%	CUMB. VALLEY	12-04-91	
16	WHITESBURG, CITY OF	\$1,332,179	\$932,179	(c)	2.7%	KY. RIVER	05-13-92	
17	CLAY COUNTY FISCAL COURT (North Manchester Water Association)	\$2,805,321	\$2,621,001	(c)	2.95%	CUMB. VALLEY	05-13-92	
18	ROCKCASTLE COUNTY FISCAL COURT (Western Rockcastle Water Association)	\$778,500	\$364,572	(c)	2.95%	CUMB. VALLEY	05-13-92	
TOTALS		\$37,672,835	\$26,119,616					

PROJECTS APPROVED JULY 1, 1992 THROUGH JUNE 30, 1993:

19	JACKSON COUNTY FISCAL COURT (Jackson County Water Association)	\$1,858,645	\$1,792,633	(c)	2.45%	KY. RIVER	11-12-92	
TOTALS		\$1,858,645	\$1,792,633					

PROJECTS APPROVED JULY 1, 1993 THROUGH JUNE 30, 1994:

20	LAUREL COUNTY WATER DISTRICT NO. 2	\$1,324,000	\$450,000	(c)	1.6%	CUMB. VALLEY	5-11-94	(REAP. 12-5-95)
TOTALS		\$1,324,000	\$450,000					
GRAND TOTALS		\$40,855,480	\$28,362,249					

(s) - Amount represented in the assistance agreement.
(c) - Final Amount; Loan has been closed.

**KENTUCKY INFRASTRUCTURE AUTHORITY
GOVERNMENTAL AGENCIES PROGRAM ----- (FUND C)**

	TOTAL PROJECT AMOUNT	KIA AMOUNT	DATE APPROVED	COMMENTS
Fd C Available to Loan/Grant Before Current Meeting		\$3,378,620		
ORIGINAL KENTUCKY POLLUTION ABATEMENT AUTHORITY LOANS (42) REFINANCED BY THE KENTUCKY INFRASTRUCTURE AUTHORITY (1989)		\$32,025,000		
<u>PROJECTS APPROVED IN FY 1989:</u>				
1 CAMPBELLSVILLE, CITY OF	\$3,450,000	\$2,500,000	(c)	
2 CARLISLE, CITY OF	\$3,958,731	\$1,764,950	(c)	
3 CRITTENDEN, CITY OF	\$1,725,300	\$913,800	(c)	
4 EDMONTON, CITY OF	\$740,728	\$505,728	(c)	
5 FULTON, CITY OF	\$1,200,000	\$380,000	(c)	
6 INEZ, CITY OF	\$5,692,657	\$825,477	(c)	
7 PADUCAH-MCCRACKEN JOINT SEWER COM	\$1,844,500	\$1,844,500	(c)	ASSUMED FROM CITY OF PADUCAH
8 RUSSELL, CITY OF	\$2,851,000	\$2,851,000	(c)	
9 STANFORD, CITY OF	\$1,782,000	\$590,000	(c)	
10 TOMPKINSVILLE, CITY OF	\$720,000	\$445,000	(c)	
11 WEST LIBERTY, CITY OF	\$3,086,995	\$1,805,854	(c)	
12 HARDIN COUNTY WATER DISTRICT #2	\$3,597,502	\$932,502	(c)	
13 PADUCAH-MCCRACKEN JOINT SEWER COM	\$1,528,626	\$1,528,626	(c)	ASSUMED FROM MCCRACKEN CO SEWER
14 PADUCAH-MCCRACKEN JOINT SEWER COM	\$2,099,125	\$2,099,125	(c)	ASSUMED FROM MCCRACKEN CO SEWER
15 OLDHAM COUNTY WATER DISTRICT	\$1,191,282	\$1,330,500	(c)	
16 LOUISVILLE WATER COMPANY	\$2,593,497	\$1,094,330	(c)	ASSUMED FROM KENTUCKY TURNPIKE WATER DISTRICT 3/7/02
TOTALS	\$38,061,943	\$21,411,392		
<u>PROJECTS APPROVED IN FY 1990:</u>				
17 BULLOCK-PEN WATER DISTRICT	\$779,649	\$399,049	(c)	08-07-89
18 BOYD COUNTY SANITATION DISTRICT #2	\$2,525,506	\$1,477,350	(c)	08-07-89 (AMD. 8-16-90 & 12-4-91)
19 FLEMINGSBURG, CITY OF	\$1,218,286	\$1,066,000	(c)	08-07-89
20 FRANKLIN, CITY OF	\$695,690	\$687,204	(c)	05-03-89 (AMD. 8-7-89)
21 PINEVILLE, CITY OF	\$3,099,590	\$308,767	(c)	09-27-89
22 EDMONSON COUNTY WATER DISTRICT	\$860,117	\$507,767	(c)	12-13-89
23 HENDERSON COUNTY WATER DISTRICT #4	\$581,609	\$550,000	(c)	12-13-89 (AMD. 6-20-91)
24 EAST LOGAN COUNTY WATER DISTRICT	\$1,253,120	\$514,303	(c)	12-13-89
25 MCKEE, CITY OF	\$562,789	\$185,289	(c)	04-25-90
TOTALS	\$11,576,356	\$5,695,729		
<u>PROJECTS APPROVED IN FY 1991:</u>				
26 U.S. 60 WATER DISTRICT	\$391,065	\$202,400	(c)	08-16-90
27 EDMONTON, CITY OF	\$727,621	\$502,621	(c)	08-16-90
28 MUNFORDVILLE, CITY OF	\$107,320	\$100,850	(c)	09-26-90
29 LEXINGTON-SOUTH ELKHORN WATER DIST	\$1,750,000	\$1,712,000	(c)	03-28-91
30 PADUCAH-MCCRACKEN JOINT SEWER COM	\$583,445	\$450,884	(c)	03-28-91
31 SOUTH GRAVES COUNTY WATER DISTRICT	\$728,605	\$728,605	(c)	06-20-91
32 TRIMBLE COUNTY WATER DISTRICT	\$342,103	\$328,603	(c)	06-20-91 (REAP. 9-16-91)
33 HENDERSON COUNTY WATER DISTRICT #2	\$633,013	\$325,000	(c)	06-20-91
TOTALS	\$5,263,172	\$4,350,963		
<u>PROJECTS APPROVED IN FY 1992:</u>				
34 TOMPKINSVILLE, CITY OF	\$648,200	\$306,200	(c)	07-24-91
35 WALTON, CITY OF	\$140,577	\$140,577	(c)	07-24-91
36 WILMORE, CITY OF	\$745,155	\$228,355	(c)	09-16-91
37 EDMONSON COUNTY WATER DISTRICT	\$197,959	\$92,747	(c)	09-16-91
38 PADUCAH WATER WORKS	\$596,100	\$556,100	(c)	11/1/91; 6/7/12 (assumed from Hendron Water District 6/7/12)
39 BULLOCK-PEN WATER DISTRICT	\$1,067,019	\$518,169	(c)	11-01-91
40 U.S. 60 WATER DISTRICT	\$494,603	\$459,905	(c)	12-04-91
41 FULTON, CITY OF	\$409,587	\$384,508	(c)	05-13-92
42 BULLOCK-PEN WATER DISTRICT	\$62,111	\$29,254	(c)	05-13-92
TOTALS	\$4,361,311	\$2,715,815		
<u>PROJECTS APPROVED IN FY 1993:</u>				
43 GEORGETOWN, CITY OF	\$554,870	\$162,870	(c)	11-12-92 (AMD. 6-29-94)(Assumed from Stamping Ground 3/2/06)
44 PIKEVILLE, CITY OF	\$1,317,639	\$419,771	(c)	11-12-92
45 NORTH MARSHALL COUNTY WATER DISTRICT	\$1,414,199	\$1,414,199	(c)	12-17-92
46 TAYLORSVILLE, CITY OF	\$188,000	\$188,000	(c)	03-03-93
47 WURLAND, CITY OF	\$336,885	\$264,145	(c)	05-05-93
TOTALS	\$3,811,593	\$2,448,985		

		TOTAL PROJECT AMOUNT	KIA AMOUNT		DATE APPROVED	COMMENTS
<u>PROJECTS APPROVED IN FY 1994:</u>						
48	WHITESBURG, CITY OF	\$1,701,993	\$381,855	(c)	09-29-93	
49	JONATHAN CREEK WATER DISTRICT	\$2,768,000	\$2,302,500	(c)	09-29-93	(AMD 9/7/03)
50	NORTHERN ROCKCASTLE COUNTY WATER	\$455,226	\$265,226	(c)	09-29-93	
51	Shelbyville, City of	\$2,100,000	\$697,263	(c)	05-11-94	Assumed from Shelby Co SD #1
52	LAUREL COUNTY WATER DISTRICT #2	\$1,324,000	\$900,950	(c)	05-11-94	(AMD. 12-5-95)
	TOTALS	\$8,349,219	\$4,547,794			
<u>PROJECTS APPROVED IN FY 1995:</u>						
53	CARLISLE, CITY OF	\$715,000	\$425,895	(c)	11-29-94	
** 54	HENRY COUNTY WATER DISTRICT #2	\$8,426,000	\$5,026,000	(s)(n)	03-31-95	(AMD. 12-5-95)
55	MCLEAN CO REGIONAL WTR COMMISSION	\$506,100	\$453,299		5-30-95; 2-4-16	Assumed from City of Calhoun
	TOTALS	\$9,647,100	\$5,905,194			
<u>PROJECTS APPROVED IN FY 1996:</u>						
56	OLDHAM COUNTY WATER DISTRICT	\$1,174,500	\$1,062,256	(c)	2-26-95	
57	HOPKINSVILLE, CITY OF	\$1,156,400	\$912,970	(c)	12-4-96; 4-7-11	assumed from Oak Grove
	TOTALS	\$2,330,900	\$1,975,226			
<u>PROJECTS APPROVED IN FY 1997:</u>						
58	EAST PENDLETON WATER DISTRICT	\$202,004	\$219,856	(c)	6-19-97	
	TOTALS	\$202,004	\$219,856			
<u>PROJECTS APPROVED IN FY 1998:</u>						
	TOTALS	\$0	\$0			
<u>PROJECTS APPROVED IN FY 1999:</u>						
59	LOUISA, CITY OF	\$387,500	\$442,857	(c)	7/13/98	(AMD 9-1-99)
* 60	WEBSTER COUNTY WATER DISTRICT	\$6,165,911	\$4,000,000	(c)	9/1/98	
61	MEADE COUNTY WATER DISTRICT	\$4,204,225	\$407,608	(c)	12/18/98	
	TOTALS	\$10,757,636	\$4,850,465			
<u>PROJECTS APPROVED IN FY 2001:</u>						
62	BARLOW, CITY OF	\$416,000	\$237,714	(c)	3/1/01	
	TOTALS	\$416,000	\$237,714			
<u>PROJECTS APPROVED IN FY 2002:</u>						
63	OLDHAM COUNTY WATER DISTRICT	\$7,043,642	\$5,560,339	(c)	7/12/01	
	TOTALS	\$7,043,642	\$5,560,339			
<u>PROJECTS APPROVED IN FY 2003:</u>						
* 64	MCCREARY COUNTY FISCAL COURT	7,996,000	1,474,999	(c)	09/05/2002	
* 65	NICHOLASVILLE, CITY OF	4,310,000	4,160,000	(c)	10/03/2002	
66	SOUTHERN WATER & SEWER	6,874,900	0		01/09/2003	Withdrawn - Replaced with Coal Sev
67	MEADE COUNTY WATER DISTRICT	919,760	0		06/05/2003	Withdrawn - Replaced with Fd F loan
	TOTAL	\$7,996,000	\$5,634,999			
<u>PROJECTS APPROVED IN FY 2004:</u>						
68	KNOTT CO WATER & SEWER DISTRICT	\$2,628,821	\$640,367		08/07/2003	
* 69	CAWOOD WATER DISTRICT	\$2,020,000	\$500,000		12/04/2003	
* 70	BLACK MTN UTILITIES DISTRICT	\$2,295,000	\$250,000	(c)	01/08/2004	
	TOTAL	\$6,943,821	\$1,390,367			
<u>PROJECTS APPROVED IN FY 2005:</u>						
* 71	NORTONVILLE, CITY OF	\$5,300,000	\$2,768,556	(c)	09/02/2004	
* 72	JOHNSON CO FISCAL COURT	\$1,317,000	\$0		12/09/2004	Withdrawn
* 73	PEAKS MILL WATER DISTRICT	\$1,626,900	\$946,900	(c)	05/05/2005	
	TOTAL	\$8,243,900	\$3,715,456			
<u>PROJECTS APPROVED IN FY 2007:</u>						
* 74	MAYFIELD, CITY OF	\$393,250	\$389,255	(c)	05/10/2007	broadband
	TOTAL	\$393,250	\$389,255			

		TOTAL PROJECT AMOUNT	KIA AMOUNT		DATE APPROVED	COMMENTS
<u>PROJECTS APPROVED IN FY 2008:</u>						
*	75	SOUTHEAST DAVIESS CO WD	\$1,219,995	\$796,140	(c)	11/01/2007 water
*	76	WEST DAVIESS CO WD	\$1,378,708	\$948,348	(c)	11/01/2007 water
*	77	NORTHERN KY WATER DISTRICT	\$6,000,000	\$6,000,000	(c)	06/05/2008 water
TOTAL		\$8,598,703	\$7,744,488			
<u>PROJECTS APPROVED IN FY 2009:</u>						
*	78	UNION, CITY OF	\$1,147,500	\$248,294	(c)	10/02/2008 sewer
TOTAL		\$1,147,500	\$248,294			
<u>PROJECTS APPROVED IN FY 2010:</u>						
*	79	BARDSTOWN, CITY OF	\$1,800,000	\$1,800,000	(c)	10/01/2009; 8/4/2011 industrial park transmission
*	80	BARDSTOWN, CITY OF	\$5,050,000	\$3,500,000	(c)	10/01/2009 water
TOTAL		\$6,850,000	\$5,300,000			
<u>PROJECTS APPROVED IN FY 2011:</u>						
*	81	Bracken Co Water District	\$621,000	\$621,000	(c)	03/03/2011 water main replacement
TOTAL		\$621,000	\$621,000			
<u>PROJECTS APPROVED IN FY 2012:</u>						
*	82	Warren Co Water District	\$1,114,400	\$823,900	(c)	10/06/2011 Buchanan Park Sewer Extension
*	83	Muninet Fiber Agency	\$3,687,038	\$3,687,038	(c)	2/2/12; 6/12/18 Cable Build Project #2
*	84	Worthington, City of	\$554,126	\$554,126	(c)	04/12/2012 Filters Upgrade
TOTAL		\$5,355,564	\$5,065,064			
<u>PROJECTS APPROVED IN FY 2014:</u>						
*	85	Bowling Green, City of	\$1,190,489	\$1,190,489	(c)	02/06/2014 WX21227077 - Reservoir Hill Piping Renovation Project
*	86	Glasgow, City of	\$3,364,860	\$3,000,000	(c)	06/26/2014 SX21009017 - New sewer basin
TOTAL		\$4,555,349	\$4,190,489			
<u>PROJECTS APPROVED IN FY 2015:</u>						
*	87	Northern Madison Co SD	\$1,500,000	\$1,200,000	(c)	10/02/2014 SX21151036 - Muddy Creek Waste Water Treatment Plant
*	88	Richmond, City of	\$963,970	\$963,970	(c)	11/06/2014 WX21151058 - Raw Water Intake Electric Relocation
*	89	Warren County Water District	\$1,760,700	\$1,090,050	(c)	02/15/2015 SX21227047 - Alvaton Area Sewer Extension
TOTAL		\$4,224,670	\$3,254,020			
<u>PROJECTS APPROVED IN FY 2016:</u>						
*	90	Mayfield, City of	\$1,324,716	\$1,324,716	(c)	04/07/2016 WX21083029 - Pinelake, 12th Street and Fuller Tank Rehabilitation
TOTAL		\$1,324,716	\$1,324,716			
<u>PROJECTS APPROVED IN FY 2017:</u>						
*	91	Mount Washington, City of	\$3,437,500	\$3,437,500		09/01/2016 WX21029290 - New Water Tower at Armstrong Lane
*	92	Bowling Green, City of	\$4,252,839	\$4,252,839	(c)	12/01/2016 WX21227076 - Water Treatment Plant Alternate Disinfection Process
*	93	Worthington, City of	\$263,509	\$263,509	(c)	02/02/2017 SX21089114 - Rehabilitation of Collection and Transmission Systems
TOTAL		\$7,953,848	\$7,953,848			
<u>PROJECTS APPROVED IN FY 2018:</u>						
*	94	Bowling Green, City of	\$46,540,000	\$4,540,000		7/6/17; 8/2/18 WX21227087 - Eng Fees for W/tr Treatment Plant Expansion
*	95	Bowling Green, City of	\$988,979	\$988,979		12/06/2017 N/A - Refinance of F00-01
*	96	Bowling Green, City of	\$2,284,113	\$2,284,113		12/06/2017 N/A - Refinance of F02-08
*	97	Carroll County Water District	\$800,281	\$800,281		12/06/2017 N/A - Refinance of F03-02
*	98	Ashland, City of	\$1,784,102	\$1,784,102		12/06/2017 N/A - Refinance of F03-01
*	99	Eddyville, City of	\$738,605	\$738,605		12/06/2017 N/A - Refinance of F03-04
*	100	Hopkinsville Electric System	\$4,300,000	\$1,800,000	(c)	06/12/2018 Broadband
TOTAL		\$57,436,080	\$12,936,081			

		TOTAL PROJECT AMOUNT	KIA AMOUNT	DATE APPROVED	COMMENTS	
<u>PROJECTS APPROVED IN FY 2019:</u>						
*	101	Lebanon, City of	\$50,000	\$50,000	07/10/2018	Surplus Property Equipment
*	102	Warren County Water District	\$2,176,573	\$2,000,000	12/11/2018	WX21227053 - New water storage tank
TOTAL		\$2,226,573	\$2,050,000			
<u>PROJECTS APPROVED IN FY 2020:</u>						
*	103	Cannonsburg Water District	\$1,152,000	\$622,000	02/06/2020	WX21019056 - New zone meters
*	104	Lewisport, City of	\$179,850	\$149,350	2/6/20; 9/24/20	SX21091019, WX21091100 - UV, headworks, waterline
*	105	Crittenden-Livingston County Water District	\$315,000	\$315,000	5/7/20; 9/24/20	WX21139031 - Replace meters
TOTAL		\$1,646,850	\$1,086,350			
KIA TOTALS		\$227,338,701	\$122,823,898			
GRAND TOTALS (including KPAA)			\$154,848,898			

bold, italics - pending board approval

* Bonds have not been sold for these projects.

** Withdrew from bond sale.

(s) - Amount represented in the assistance agreement.

(c) - Final Amount. Includes capitalized interest and Note Program costs.

(n) - Participating in BAN's

KENTUCKY INFRASTRUCTURE AUTHORITY
SAFE DRINKING WATER STATE REVOLVING FUND CFDA #66.468 ---- (FUND F)

AVAILABLE FUNDS FY 1997:

FEDERAL TITLE VI GRANT FUNDS	\$12,558,800
BOND PROCEEDS (20%)	\$2,511,760
ADMINISTRATION (4%)	(\$502,352)
OTHER SET ASIDES (As Amended)	(\$1,928,773)
NET 97 SRF FUNDS	\$12,639,435

AVAILABLE FUNDS FY 1998:

FEDERAL TITLE VI GRANT FUNDS	\$10,851,600
BOND PROCEEDS (20%)	\$2,170,320
ADMINISTRATION (4%)	(\$434,064)
OTHER SET ASIDES	(\$1,085,160)
NET 98 SRF FUNDS	\$11,502,696

AVAILABLE FUNDS FY 1999:

FEDERAL TITLE VI GRANT FUNDS	\$11,373,500
BOND PROCEEDS (20%)	\$2,274,700
ADMINISTRATION (4%)	(\$454,940)
OTHER SET ASIDES	(\$808,335)
LAND ACQUISITION SET ASIDE	\$357,500
NET 98 SRF FUNDS	\$12,742,425

AVAILABLE FUNDS FY 2000:

FEDERAL TITLE VI GRANT FUNDS	\$11,820,400
BOND PROCEEDS (20%)	\$2,364,080
ADMINISTRATION (4%)	(\$472,816)
OTHER SET ASIDES	(\$1,296,086)
LAND ACQUISITION SET ASIDE	\$0
NET 00 SRF FUNDS	\$12,415,578

AVAILABLE FUNDS FY 2001:

FEDERAL TITLE VI GRANT FUNDS	\$11,869,300
BOND PROCEEDS (20%)	\$2,373,860
ADMINISTRATION (4%)	(\$474,772)
OTHER SET ASIDES	(\$1,913,832)
LAND ACQUISITION SET ASIDE	\$252,130
NET 01 SRF FUNDS	\$12,106,686

AVAILABLE FUNDS FY 2002:

FEDERAL TITLE VI GRANT FUNDS	\$9,805,100
BOND PROCEEDS (20%)	\$1,961,020
ADMINISTRATION (4%)	(\$392,204)
OTHER SET ASIDES	(\$1,372,714)
NET 02 SRF FUNDS	\$10,001,202

AVAILABLE FUNDS FY 2003:

FEDERAL TITLE VI GRANT FUNDS	\$9,746,200
BOND PROCEEDS (20%)	\$1,949,240
ADMINISTRATION (4%)	(\$389,848)
OTHER SET ASIDES	(\$1,383,960)
NET 03 SRF FUNDS	\$9,921,632

AVAILABLE FUNDS FY 2004:

FEDERAL TITLE VI GRANT FUNDS	\$10,110,200
BOND PROCEEDS (20%)	\$2,022,040
ADMINISTRATION (4%)	(\$404,408)
OTHER SET ASIDES	(\$1,668,183)
NET 04 SRF FUNDS	\$10,059,649

AVAILABLE FUNDS FY 2005:

FEDERAL TITLE VI GRANT FUNDS	\$10,088,800
BOND PROCEEDS (20%)	\$2,017,760
ADMINISTRATION (4%)	(\$403,552)
OTHER SET ASIDES	(\$1,715,096)
NET 05 SRF FUNDS	\$9,987,912

AVAILABLE FUNDS FY 2006:

FEDERAL TITLE VI GRANT FUNDS	\$8,630,300
BOND PROCEEDS (20%)	\$1,726,060
ADMINISTRATION (4%)	(\$345,212)
OTHER SET ASIDES	(\$1,855,515)
NET 06 SRF FUNDS	\$8,155,633

AVAILABLE FUNDS FY 2007:

FEDERAL TITLE VI GRANT FUNDS	\$8,630,000
BOND PROCEEDS (20%)	\$1,726,000
ADMINISTRATION (4%)	(\$345,200)
OTHER SET ASIDES	(\$1,596,550)
NET 07 SRF FUNDS	\$8,414,250

AVAILABLE FUNDS FY 2010:

FEDERAL TITLE VI GRANT FUNDS	\$19,592,000
BOND PROCEEDS (20%)	\$3,918,400
ADMINISTRATION (4%)	(\$783,680)
OTHER SET ASIDES	(\$4,564,936)
NET 10 SRF FUNDS	\$18,161,784

AVAILABLE FUNDS FY 2011:

FEDERAL TITLE VI GRANT FUNDS	\$13,595,000
BOND PROCEEDS (20%)	\$2,675,800
ADMINISTRATION (4%)	(\$535,160)
OTHER SET ASIDES	(\$3,210,960)
NET 11 SRF FUNDS	\$12,524,680

AVAILABLE FUNDS FY 2012:

FEDERAL TITLE VI GRANT FUNDS	\$12,956,000
BOND PROCEEDS (20%)	\$2,591,200
ADMINISTRATION (4%)	(\$388,680)
OTHER SET ASIDES	(\$3,362,082)
NET 12 SRF FUNDS	\$11,796,438

AVAILABLE FUNDS FY 2013:

FEDERAL TITLE VI GRANT FUNDS	\$12,156,000
BOND PROCEEDS (20%)	\$2,431,200
ADMINISTRATION (4%)	(\$364,680)
OTHER SET ASIDES	(\$2,911,362)
NET 13 SRF FUNDS	\$11,311,158

AVAILABLE FUNDS FY 2014:

FEDERAL TITLE VI GRANT FUNDS	\$13,770,000
BOND PROCEEDS (20%)	\$2,754,000
ADMINISTRATION (4%)	(\$413,100)
OTHER SET ASIDES	(\$3,717,900)
NET 14 SRF FUNDS	\$12,393,000

AVAILABLE FUNDS FY 2015:

FEDERAL TITLE VI GRANT FUNDS	\$13,680,000
BOND PROCEEDS (20%)	\$2,736,000
ADMINISTRATION (4%)	(\$547,200)
OTHER SET ASIDES	(\$3,693,600)
NET 15 SRF FUNDS	\$12,175,200

AVAILABLE FUNDS FY 2016:

FEDERAL TITLE VI GRANT FUNDS	\$12,941,000
BOND PROCEEDS (20%)	\$2,588,200
ADMINISTRATION (4%)	(\$517,640)
OTHER SET ASIDES	(\$3,623,480)
NET 16 SRF FUNDS	\$11,388,080

AVAILABLE FUNDS FY 2017:

FEDERAL TITLE VI GRANT FUNDS	\$12,830,000
BOND PROCEEDS (20%)	\$2,566,000
ADMINISTRATION (4%)	(\$513,200)
OTHER SET ASIDES	(\$3,592,400)
NET 17 SRF FUNDS	\$11,290,400

AVAILABLE FUNDS FY 2018:

FEDERAL TITLE VI GRANT FUNDS	\$18,303,000
BOND PROCEEDS (20%)	\$3,660,600
ADMINISTRATION (4%)	(\$732,120)
OTHER SET ASIDES	(\$5,124,840)
NET 18 SRF FUNDS	\$16,106,640

AVAILABLE FUNDS FY 2019:

FEDERAL TITLE VI GRANT FUNDS	\$18,132,000
BOND PROCEEDS (20%)	\$3,626,400
ADMINISTRATION (4%)	(\$725,280)
OTHER SET ASIDES	(\$4,895,640)
NET 19 SRF FUNDS	\$16,137,480

AVAILABLE FUNDS FY 2020:

FEDERAL TITLE VI GRANT FUNDS	\$18,144,000
BOND PROCEEDS (20%)	\$3,628,800
ADMINISTRATION (4%)	(\$725,760)
OTHER SET ASIDES	(\$4,898,880)
NET 20 SRF FUNDS	\$16,148,160

AVAILABLE FUNDS FY 2008:

FEDERAL TITLE VI GRANT FUNDS	\$8,543,000
BOND PROCEEDS (20%)	\$1,708,600
ADMINISTRATION (4%)	(\$341,720)
OTHER SET ASIDES	(\$1,836,745)
NET 08 SRF FUNDS	\$8,073,135

ACCUMULATED SRF FUNDS

\$283,337,635

CURRENT REVOLV/SURPL FUND BAL

\$ 105,343,534

LEVERAGE FUND BALANCE

\$0

AVAILABLE FUNDS FY 2009:

FEDERAL TITLE VI GRANT FUNDS	\$8,543,000
BOND PROCEEDS (20%)	\$1,708,600
ADMINISTRATION (4%)	(\$85,430)
OTHER SET ASIDES	(\$2,281,788)
NET 09 SRF FUNDS	\$7,884,382

	TOTAL PROJECT AMOUNT	KIA LOAN AMOUNT		DATE APPROVED	COMMENTS
PROJECTS APPROVED IN FY 2000					
1 HICKMAN, CITY OF	\$52,500	\$31,500 (s)		12/10/1999	F1
2 BOWLING GREEN, CITY OF	\$3,441,785	\$3,049,314 (c)		04/04/00	
3 PROVIDENCE, CITY OF	\$130,880	\$58,440 (c)		04/04/00	F1
4 GRAYSON, CITY OF	\$170,000	\$88,000 (c)		04/04/00	F1
TOTALS	\$3,795,165	\$3,227,254			
PROJECTS APPROVED IN FY2001					
5 PRINCETON, CITY OF	\$3,858,000	\$1,500,000 (c)		07/18/2000	
6 HARDINSBURG, CITY OF	\$2,096,910	\$500,000 (c)		07/18/2000	
7 PROVIDENCE, CITY OF	\$3,442,422	\$2,383,982 (c)		9/29/00	
8 SPRINGFIELD, CITY OF	\$5,791,000	\$610,000 (c)		8/29/00	
9 MOREHEAD, CITY OF	\$13,325,000	\$5,500,000 (c)		9/29/00; Amd 5/16/01; Amd 5/1/03	Combined from 2 proj.
10 HICKMAN, CITY OF	\$1,642,623	\$869,023 (c)		9/29/00	
11 GREATER FLEMING CO REG WAT COM	\$357,500	\$357,500 (c)		12/21/00; 2/1/05	Land Acq Set Aside
12 ASHLAND, CITY OF	\$2,512,626	\$2,190,384 (c)		3/1/01	
13 GRAYSON COUNTY WATER DISTRICT	\$4,400,000	\$3,930,850 (c)		4/5/01	
14 PINEVILLE, CITY OF	\$173,222	\$173,222 (c)		5/3/01	
TOTALS	\$37,599,303	\$18,014,961			
PROJECTS APPROVED IN FY2002					
15 LOGAN/TODD REG WAT COM	\$7,773,200	\$6,442,400 (c)		07/12/01	
16 CRITTENDEN/LIVINGSTON CO WD	\$1,500,000	\$1,451,881 (c)		07/12/01	
17 BULLOCK PEN WATER DISTRICT	\$408,088	\$350,367 (c)		10/4/01	
18 MOUNTAIN WATER DISTRICT	\$5,369,590	\$1,197,072 (c)		10/4/01	
19 GRAYSON, CITY OF	\$5,896,855	\$2,808,855 (c)		11/1/01; 12/12/02 Exec Com	
20 LOGAN/TODD REG WAT COM	\$27,369,858	\$4,000,000 (c)		2/7/02	
21 NORTH LOGAN WATER DIST	\$800,000	\$447,000 (c)		3/7/02	
22 TAYLORSVILLE, CITY OF	\$2,800,000	\$1,241,766 (c)		5/2/02	
23 HOPKINSVILLE, CITY OF	\$1,513,593	\$1,513,593 (c)		6/6/02	
24 LOUISA, CITY OF	\$6,736,238	\$3,645,811 (c)		6/6/02	
25 BOONEVILLE, CITY OF	\$687,000	\$554,103 (c)		6/6/02	
TOTALS	\$60,854,422	\$23,652,849			
PROJECTS APPROVED IN FY2003					
26 MADISON CO UTILITY DISTRICT	\$3,560,000	\$3,299,999 (c)		7/11/02; 1/1/05	
27 BOWLING GREEN MUNICIPAL UTILITIES	\$12,244,000	\$3,980,000 (c)		9/25/02	
28 GREATER FLEMING REG WAT COMM	\$252,130	\$252,130 (c)		10/3/02	Land Acq Set Aside
29 BRACKEN CO WATER DISTRICT	\$928,000	\$928,000 (c)		10/3/02	
30 BULLOCK PEN WATER DISTRICT	\$1,229,000	\$1,210,604 (c)		12/12/02 Exec Com	
31 CITY OF ASHLAND	\$14,459,550	\$4,000,000 (c)		6/5/03	
TOTALS	\$32,672,680	\$13,670,733			
PROJECTS APPROVED IN FY2004					
32 CARROLL CO WATER DISTRICT	\$1,956,156	\$1,908,662 (c)		9/4/03	
33 PAINTSVILLE, CITY OF	\$1,056,500	\$500,000 (c)		9/4/03	F1
34 EDDYVILLE, CITY OF	\$3,768,000	\$1,563,625 (c)		11/6/03	
35 HARLAN, CITY OF	\$5,020,000	\$1,597,552 (c)		11/6/03	
36 GREATER FLEMING REG WAT COM	\$13,059,330	\$4,000,000 (c)		12/4/03; 1/8/04	
37 MEADE COUNTY WATER DISTRICT	\$919,760	\$394,760 (c)		12/4/03	
38 HENDERSON WATER UTILITY	\$1,541,362	\$0		2/12/04	withdrawn
TOTALS	\$27,321,108	\$9,964,599			
PROJECTS APPROVED IN FY2005					
39 MCCREARY CO WATER DISTRICT	\$4,206,815	\$1,455,400 (c)		10/7/04	
40 MANCHESTER, CITY OF	\$359,500	\$359,500 (c)		3/3/05	F1
41 RICHMOND, CITY OF	\$14,690,222	\$8,000,000 (c)		5/5/05	
TOTALS	\$19,256,537	\$9,814,900			
PROJECTS APPROVED IN FY 2006					
42 HARDINSBURG, CITY OF	\$14,498,150	\$4,400,000 (c)		12/1/05; amd 8/1/07	
43 ADAIR CO WD DBA COLUMBIA/ADAIR UTIL DIST	\$14,000,000	\$4,520,000 (c)		6/1/06; 11/1/12	assumed from Columbia-Adair Wat Com
44 HOPKINSVILLE, CITY OF	\$6,844,310	\$4,000,000 (c)		6/1/06	
TOTALS	\$35,342,460	\$12,920,000			
PROJECTS APPROVED IN FY 2007					
45 NORTHERN KY WATER DISTRICT	\$6,865,000	\$4,000,000 (c)		10/5/06	
46 ADAIR CO WATER DISTRICT	\$3,302,000	\$1,000,000 (c)		6/21/07	
47 JESSAMINE SOUTH ELKHORN WD	\$1,750,000	\$1,746,043 (c)		6/21/07	
TOTALS	\$11,917,000	\$6,746,043			

	TOTAL PROJECT AMOUNT	KIA LOAN AMOUNT	DATE APPROVED	COMMENTS
PROJECTS APPROVED FY 2008				
48 LETCHER CO WAT & SEW DISTRICT	\$1,193,000	\$781,000 (c)	10/4/07	
49 RICHMOND, CITY OF	\$7,108,951	\$4,000,000 (c)	10/4/07	
50 MADISON CO UTILITY DIST	\$1,284,510	\$1,105,016 (c)	11/1/07; 10/9/08	
52 NICHOLASVILLE, CITY OF	\$13,090,400	\$8,800,000 (c)	11/1/07; 4/1/09	
53 BULLOCK PEN WATER DISTRICT	\$2,320,700	\$2,192,700 (c)	12/6/07	
54 HARDINSBURG, CITY OF	\$4,165,000	\$1,999,250 (c)	12/6/07	
55 BERE, CITY OF	\$9,739,630	\$5,000,000 (c)	2/7/08; inc 11/6/08	
56 FRANKFORT, CITY OF	\$6,841,000	\$6,743,307 (c)	2/7/08	
57 MANCHESTER, CITY OF	\$7,849,078	\$1,989,578 (c)	2/7/08; 2/5/09	
58 MEADE CO WATER DISTRICT	\$2,480,949	\$753,447 (c)	2/7/08	
59 WESTERN FLEMING WATER DISTRICT	\$2,568,000	\$2,518,000 (c)	2/7/08	
60 HOPKINSVILLE, CITY OF	\$14,000,000	\$8,800,000 (c)	3/6/08; 5/7/09; 12/1/11	
61 NORTHERN KY WATER DISTRICT	\$6,565,000	\$4,000,000 (c)	3/6/08	
62 OHIO CO WATER DISTRICT	\$19,698,500	\$4,146,831 (c)	3/6/08; 6/4/09	
63 CENTERTOWN, CITY OF	\$2,866,652	\$873,021 (c)	3/6/08; 6/25/09	
TOTALS	\$101,771,370	\$53,702,151		
PROJECTS APPROVED FY2009				
64 PAINTSVILLE, CITY OF	\$29,135,364	\$6,519,566 (c)	12/4/08	
TOTALS	\$29,135,364	\$6,519,566		
PROJECTS APPROVED FY2010				
65 PADUCAH, CITY OF	\$7,510,000	\$7,282,508 (c)	9/3/09	
66 HARDINBURG, CITY OF	\$4,700,500	\$3,250,606 (c)	11/12/09	
67 NORTHERN KY WATER DISTRICT	\$45,300,000	\$24,000,000 (c)	12/3/09; 12/9/10; 10/6/11	
68 ADAIR CO WD DBA COLUMBIA/ADAIK UTIL DIST	\$1,694,000	\$1,694,000 (c)	6/3/10; 11/1/12	assumed from Columbia-Adair Wat Com
TOTALS	\$59,204,500	\$36,227,115		
PROJECTS APPROVED FY2011				
69 Adair Co Water District	\$4,133,000	\$4,000,000 (c)	7/1/10	
70 Louisa, City of	\$1,690,629	\$1,690,629 (c)	7/1/10	
71 Madison County Utilities District	\$940,225	\$940,225 (c)	12/9/10	
72 Hardinsburg, City of	\$4,198,000	\$4,000,000 (c)	2/3/11; 6/24/14	Request for increase withdrawn
73 Williamstown, City of	\$2,250,000	\$1,786,300 (c)	3/3/11	
74 Bullock Pen Water District	\$1,876,300	\$1,796,300 (c)	4/7/11; 11/01/12	
75 Brandenburg, City of	\$0	\$0	4/7/11	Request for funds withdrawn
76 Barbourville, City of	\$6,000,000	\$4,000,000 (c)	5/5/11	
77 Barlow, City of	WX21007022 \$520,000	\$430,000 (c)	5/5/11; 3/7/13	
78 West Liberty, City of	WX21007020 \$3,050,300	\$2,148,488.70 (c)	5/5/11; revised for ARRA fdg	
TOTALS	\$24,658,454	\$20,791,942		
PROJECTS APPROVED FY2012				
79 Breathitt Co Water District	\$2,500,000	\$2,500,000 (c)	7/7/11	
80 Adair Co WD dba Columbia Adair Utilities	\$3,439,000	\$1,451,905 (c)	8/4/11	
81 Jessamine South Elkhorn WD	\$3,025,300	\$3,025,300 (c)	11/10/11	
82 Hodgenville, City of	\$772,443	\$772,443 (c)	11/10/11	
83 East Casey County WD	\$1,545,000	\$1,545,000 (c)	11/10/11	
84 Nicholasville, City of	\$0	\$0	11/10/11	rescinded
85 Harrodsburg, City of	WX21167013 \$518,000	\$518,000 (c)	12/8/11; 3/7/13	
86 Bowling Green Municipal Utilities	\$1,316,378	\$1,066,250 (c)	12/8/11	
87 Carrollton, City of	\$1,850,270	\$1,977,731 (c)	12/8/11	
88 Mount Vernon, City of	WX21203523 \$3,023,310	\$3,023,310 (c)	1/5/12; 10/2/14	
89 Lyon Co WD	\$2,000,000	\$2,000,000 (c)	1/5/12	
90 Campbellsville, City of	WX21217003 \$1,874,986	\$1,874,986 (c)	3/1/12	
91 Centertown, City of	WX21183030; WX21183031 \$922,850	\$922,850 (c)	3/1/12	
92 Sturgis, City of	WX21225034 \$2,505,989	\$2,505,989 (c)	3/1/12	
93 Hartford, City of	WX21183020 \$564,150	\$486,840 (c)	6/7/12	
TOTALS	\$25,857,675	\$23,670,604		

		TOTAL PROJECT AMOUNT	KIA LOAN AMOUNT	DATE APPROVED	COMMENTS
PROJECTS APPROVED IN FY 2013					
94	Adair Co WD dba Columbia Adair Ut	WX21001024	\$3,833,658	\$3,833,658 (c)	11/1/12
95	Nicholasville, City of	WX21113042	\$983,400	\$488,400 (c)	12/6/12; 3/6/14; 9/3/15
96	Nicholasville, City of	WX21113041	\$0	\$0	12/6/12; 3/6/14
97	Danville, City of	WX21021017	\$28,608,171	\$12,467,849 (c)	2/7/13; 2/6/14; 6/26/14
98	Madison Co Utility District	WX21151051	\$876,528	\$856,528 (c)	2/7/13
99	Vanceburg, City of	WX21135017	\$849,878	\$849,878 (c)	2/7/13
		WX21167022			
		WX21167026			
100	City of Harrodsburg	WX21167027	\$2,701,543	\$2,701,543 (c)	3/7/13; 6/26/14
101	Frankfort Electric & Water Plant Boa	WX21073018	\$2,774,328	\$2,774,328 (c)	3/7/13
102	Henry Co Water District #2	WX21103039	\$3,340,000	\$2,153,041 (c)	3/7/13
103	Sebree, City of	WX21233108	\$1,835,738	\$815,475 (c)	4/4/13
104	Carrollton, City of	WX21041001	\$1,757,706	\$1,657,988 (c)	5/2/13; 11/6/14
105	Northern Ky Water District	WX21037003	\$9,824,000	\$8,000,000	5/2/13; 6/26/14
106	Hopkinsville, City of	WX21047010	\$6,000,000	\$4,000,000	5/2/13
107	Williamstown, City of	WX21081001	\$17,249,165	\$6,249,165 (c)	6/19/13; 5/1/14; 9/3/15
TOTALS		\$80,634,115	\$46,847,854		
PROJECTS APPROVED IN FY 2014					
108	Garrison-Quincy KY-O-Heights WD	WX21135013	\$821,721	\$821,721 (c)	10/3/13
109	Carrollton, City of	WX21041002	\$963,931	\$963,931 (c)	12/5/13
110	Hardinsburg, City of	WX21027014	\$1,189,135	\$1,189,135 (c)	12/5/13
111	Northern Ky Water District	WX21037004	\$5,734,000	\$3,545,910 (c)	12/5/13
112	North Middletown, City of	WX21017019	\$429,595	\$429,595 (c)	2/6/14; 6/26/14
113	Jenkins, City of	WX21133043	\$2,276,484	\$2,276,484 (c)	3/6/14
114	Bullock Pen Water District	WX21081006	\$384,278	\$364,278 (c)	3/6/14
115	Midway, City of	WX21239027	\$215,000	\$215,000 (c)	5/1/14
116	Flatwoods, City of	WX21089064	\$277,822	\$277,822 (c)	6/26/14
TOTALS		\$12,291,966	\$10,083,876		Interest rate reduction to .75%
PROJECTS APPROVED IN FY 2015					
117	Cumberland County WD	WX21057013	\$1,368,000	\$1,268,000 (c)	10/2/14
118	Western Lewis-Rectorville Wtr & Gas Dist	WX21161039	\$1,280,000	\$1,266,500 (c)	10/2/14
119	Henry County WD #2	WX21103037	\$3,254,000	\$2,222,244 (c)	10/2/14
120	Northern Ky Water District	WX21037006	\$6,406,830	\$3,535,094 (c)	11/6/14
121	Pineville, City of	WX21013918	\$154,928	\$154,928 (c)	11/6/14
122	Lebanon, City of	WX21155039	\$3,221,066	\$3,221,066 (c)	12/4/14
123	Monroe Co Water District	WX21171045	\$15,962,694	\$15,675,679 (c)	12/4/14; 7/2/15; 12/3/15; 6/12/18
124	Campbellsville, City of	WX21217023	\$5,213,959	\$5,213,959 (c)	12/4/14
125	Fleming-Neon, City of	WX21133029	\$143,598	\$143,598 (c)	12/4/14
126	Burkesville, City of	WX21057017	\$621,323	\$621,323 (c)	2/5/15
127	Whitley County Water District	WX21235434	\$966,973.33	\$966,973.33 (c)	4/2/15; 4/9/18
128	Harrodsburg, City of	WX21167028	\$326,660	\$326,660 (c)	4/2/15
129	Lebanon, City of	WX21155040	\$720,000	\$720,000 (c)	5/7/15
130	Paducah, City of	WX21145085	\$4,508,000	\$2,341,796 (c)	5/7/15
131	Ohio County Water District	WX21183039	\$1,503,792	\$1,503,792 (c)	6/4/15
TOTALS		\$45,651,823	\$39,181,612		F1
PROJECTS APPROVED IN FY 2016					
132	Nicholasville, City of	WX21113040	\$416,120	\$416,120	7/2/15
133	Crab Orchard, City of	WX21137045	\$265,000	\$0	8/6/15
134	Bath Co Water District	WX21011034	\$885,878	\$885,878 (c)	9/3/15
135	Cave Run Water Commission	WX21165023	\$694,658	\$694,658 (c)	10/1/15
136	Crittenden-Livingston Co WD	WX21055009	\$978,850	\$978,850 (c)	10/1/15
137	Cumberland Falls Highway WD	WX21235002	\$1,723,000	\$1,720,500	11/5/15
138	Western Pulaski County WD	WX21199123	\$3,304,000	\$3,304,000	11/5/15
139	Hopkinsville, City of	WX21047013	\$9,300,000	\$8,000,000	3/3/16
140	Northern Kentucky Water District	WX21117003	\$5,385,000	\$4,000,000	3/3/16
141	Southern Water and Sewer District	WX21071008	\$550,000	\$550,000	3/3/16
142	Prestonsburg, City of	WX21071223	\$3,624,000	\$920,542.18 (c)	3/3/16
143	Evarts, City of	WX21095642	\$275,000	\$275,000	4/7/16
144	Salyersville, City of	WX21153013	\$45,128	\$45,128 (c)	4/7/16
145	Cynthiana, City of	WX21097025	\$754,539	\$754,539 (c)	4/7/16
146	Harrodsburg, City of	WX21167029	\$2,067,682	\$2,067,682 (c)	4/7/16
147	Hodgenville, City of	WX21123017	\$889,872	\$889,872 (c)	5/5/16
148	Hodgenville, City of	WX21123008	\$592,994	\$592,994 (c)	5/5/16
TOTALS		\$31,751,721	\$26,095,763		F1 Request for funds withdrawn
PROJECTS APPROVED IN FY 2017					
149	Olive Hill, City of	WX21043041	\$1,248,344	\$1,005,344	10/27/16; 6/4/20
150	Fleming Neon, City of	WX21133029	\$3,000,000	\$1,500,000 (c)	12/1/16
151	Nicholasville, City of	WX21113041	\$553,000	\$516,308.01 (c)	3/2/17
152	Stanford, City of	WX21137051	\$4,368,293	\$2,958,293	3/2/17; 1/7/21
153	Irvine, City of	WX21065005	\$6,932,000	\$6,932,000	3/2/17; 1/8/19
154	Southern Water & Sewer District	WX21071730	\$1,350,000	\$1,350,000	3/2/17
155	Campbellsville, City of	WX21217025	\$8,300,000	\$7,952,099	6/1/17; 7/10/18
TOTALS		\$25,751,637	\$22,214,044		

			TOTAL PROJECT AMOUNT	KIA LOAN AMOUNT	DATE APPROVED	COMMENTS
PROJECTS APPROVED IN FY 2018						
156	Morehead, City of	WX21205048	\$28,428,000	\$1,297,200	12/6/17	
157	Green-Taylor Water District	WX21217027	\$1,963,390	\$1,963,390	2/1/18	
158	City of Lebanon	WX21155043	\$4,747,137	\$4,497,137	2/1/18; 9/26/19	
159	South Shore, City of	WX21089089	\$878,000	\$878,000	3/1/18	
160	Frankfort Electric & Water Plant Board	WX21073012	\$4,000,000	\$4,000,000	4/9/18	
161	Louisia, City of	WX21127021	\$834,430	\$834,430 (c)	4/9/18	
162	Lancaster, City of	WX21079015	\$11,000,000	\$4,000,000	5/8/18	
163	Salyersville	WX21153013	\$705,982	\$655,982	5/8/18	
TOTALS			\$52,556,939	\$18,126,139		
PROJECTS APPROVED IN FY 2019						
164	Pineville, City of	WX21013918	\$2,084,590	\$1,864,590	7/10/18	
165	Cynthiana, City of	WX21097026	\$1,050,022	\$972,877 (c)	11/13/18; 7/9/19	
166	Paintsville Utilities Commission	WX21115028	\$2,010,000	\$2,010,000	12/11/18	
167	Jamestown, City of	WX21207025	\$1,000,000	\$500,000	12/11/18	
168	Burnside, City of	WX21199128	\$2,800,000	\$2,800,000	1/8/19; 1/9/20	
169	Green-Taylor Water District	WX21087022	\$564,600	\$564,600	1/8/19	
170	Hardinsburg, City of	WX21027053	\$760,280	\$756,664 (c)	1/8/19	
171	Morehead, City of	WX21205048	\$28,428,000	\$5,257,000	3/7/19	
172	Danville, City of	WX21021010	\$4,918,257	\$4,918,257	4/4/19	
173	South Shore, City of	WX21089101	\$3,051,133	\$3,051,133	5/7/19	
174	Edmonton, City of	WX21169039	\$5,000,000	\$4,500,000	6/18/19	
TOTALS			\$51,666,882	\$27,195,121		
PROJECTS APPROVED IN FY 2020						
175	Elkton, City of	WX21219033	\$170,000	\$170,000 (c)	7/9/19	
176	Mortons Gap, City of	WX21107050	\$1,670,000	\$835,000	7/9/19	
177	Allen County Water District	WX21003021	\$2,450,000	\$2,450,000	8/6/19	
178	West Liberty, City of	WX21175009	\$1,500,000	\$300,000	11/7/19	
179	Estill County Water District	WX21065009	\$2,899,450	\$2,399,450	12/5/19	
180	Somerset, City of	WX21199002	\$7,027,878	\$7,027,878	12/5/19	
181	Lyon County Water District	WX21143017	\$2,094,675	\$2,094,675	2/6/20	
182	Adair County WD	WX21001029	\$1,342,530	\$1,342,530	3/5/20	
183	Lebanon, City of	WX21155044	\$5,238,230	\$5,238,230	3/5/20	
184	Northern Kentucky Water District	WX21117210	\$10,050,000	\$8,000,000	5/7/20	
185	Salem, City of	WX21139027	\$585,000	\$585,000	6/4/20	
186	Cave Run Water Commission	WX21165025	\$1,171,350	\$1,171,350	6/4/20	
TOTALS			\$36,199,113	\$31,614,113		
PROJECTS APPROVED IN FY 2021						
187	Whitesburg, City of	WX21133100	\$1,100,000	\$600,000	8/6/20; 11/5/20	
188	Whitesburg, City of	WX21133061	\$2,200,000	\$2,200,000	11/5/20	
189	McCreary County WD	WX21147013	\$270,000	\$270,000	11/5/20	
190	Hazard, City of	WX21193049	\$2,437,500	\$1,637,500	11/5/20	
191	Albany, City of	WX21053015	\$2,500,000	\$2,500,000	1/7/21	
192	Harlan Municipal Water Works	WX21095014	\$1,463,000	\$1,463,000	1/7/21	
193	Harlan Municipal Water Works	WX21095013	\$2,549,645	\$2,549,645	1/7/21	
TOTALS			\$12,520,145	\$11,220,145		
GRAND TOTALS - COMMITMENTS			\$818,410,379	\$471,501,383		

bold, italics - pending board approval

(c) - Final amounts; Loan has been closed

(s) - Amount represented in the assistance agreement

(F1) - Planning and Design Loan

KENTUCKY INFRASTRUCTURE AUTHORITY
SAFE DRINKING WATER STATE REVOLVING FUND CFDA #66.468 ---- (FUND F2)
AMERICAN RECOVERY AND REINVESTMENT ACT OF 2009

AVAILABLE FUNDS FFY 2009:

FEDERAL ARRA GRANT FUNDS	\$20,450,000
ADMINISTRATION (4%)	(\$818,000)
OTHER SET ASIDES	(\$715,750)
Transferred from Admin to Construction	\$369,683
NET ARRA FUNDS	<u>\$19,285,933</u>

	TOTAL PROJECT AMOUNT	KIA AMOUNT	FIRST USE FUNDS	DATE APPROVED
PROJECTS APPROVED IN SFY 2009:				
1 CENTERTOWN, CITY OF	\$2,866,652	\$222,606 (c)	\$222,606	6/25/09
2 SPRINGFIELD, CITY OF	\$4,000,000	\$947,901 (c)	\$947,901	6/25/09
TOTALS	<u>\$6,866,652</u>	<u>\$1,170,507</u>	<u>\$1,170,507</u>	
PROJECTS APPROVED IN SFY 2010:				
3 BREATHITT CO WATER DISTRICT	\$1,322,000	\$572,000 (c)	\$572,000	7/9/09; 11/24/09
4 WHITESBURG, CITY OF	\$171,840	\$171,794 (c)	\$171,794	7/9/09
5 MCKEE, CITY OF	\$1,100,000	\$1,099,903 (c)	\$1,099,903	8/6/09
6 BLACK MTN UTILITY DISTRICT	\$2,650,000	\$500,000 (c)	\$500,000	8/6/09
7 ELKTON, CITY OF	\$174,800	\$174,374 (c)	\$174,374	8/20/09
8 BLUEGRASS STATION	\$3,498,452	\$1,855,004 (c)	\$1,855,004	8/20/09
9 DAWSON SPRINGS, CITY OF	\$2,120,000	\$2,120,000 (c)	\$2,120,000	8/20/09
10 BURKESVILLE, CITY OF	\$1,153,000	\$1,153,000 (c)	\$1,153,000	9/3/09
11 LOUISVILLE WATER COMPANY	\$18,508,832	\$4,173,200 (c)	\$4,173,200	9/3/09; 2/4/10
12 JACKSON, CITY OF	\$1,500,000	\$1,500,000 (c)	\$1,500,000	9/3/09
13 PRESTONBURG, CITY OF	\$805,000	\$805,000 (c)	\$805,000	10/1/09
14 WINCHESTER, CITY OF	\$1,100,000	\$741,450 (c)	\$741,450	10/1/09
15 CAMPTON, CITY OF	\$6,966,088	\$683,200 (c)	\$683,200	10/1/09
16 WESTERN MASON WATER DISTRICT	\$578,000	\$500,000 (c)	\$500,000	10/1/09
17 GREENUP, CITY OF	\$2,915,099	\$1,381,963 (c)	\$1,381,963	11/12/09
18 WEST LIBERTY, CITY OF	\$3,050,300	\$684,537	\$684,537	5/5/11; revised from base fdg
TOTALS	<u>\$44,563,111</u>	<u>\$18,115,426</u>	<u>\$18,115,426</u>	
GRAND TOTALS - COMMITMENTS	<u>\$51,429,763</u>	<u>\$19,285,933</u>	<u>\$19,285,933</u>	
BALANCE AVAILABLE FOR LOAN			<u>\$0</u>	

bold, italics - pending board approval

(c) - Final amounts; Loan has been closed

(s) - Amount represented in the assistance agreement